

WE ARE HOCKEY

CCM

20
25
TEAM CATALOGUE

125 YEARS

CHAPTER 1: THE FIRST 125 YEARS.

WE'VE SEEN MANY GOALS OVER THE LAST 125 YEARS, BUT ONE STANDS ABOVE ALL THE OTHERS: CCM'S GOAL TO BE THE LEADING HOCKEY BRAND ON AND OFF THE ICE, BY WORKING DILIGENTLY TO PRODUCE INNOVATIVE PRODUCTS FOR EVERY PLAYER, AT EVERY LEVEL.

WE ARE PROUD OF OUR JOURNEY THUS FAR, BUT OUR ULTIMATE GOAL IS FOR EVERY PLAYER TO FEEL EMPOWERED IN THE LOCKER ROOM, FEEL STRONG IN THEIR GEAR, AND FEEL AT HOME ON THE ICE. WE'RE JUST GETTING STARTED.

ONTO THE NEXT CHAPTER.

WEBSITE
CCMHOCKEY.COM

TO START YOUR B2B ONLINE SHOPPING, GO TO
WWW.GO2CCMHOCKEY.COM AND CLICK ON "REQUEST LOGIN".

FIND US ON
**SOCIAL
MEDIA**



CCMHOCKEY



@CCMHOCKEY



CCMHOCKEY



@CCM.HOCKEY



CCMHOCKEY

HEAD OFFICE LOCATIONS

NORTH AMERICA

CCM HOCKEY
8275 TRANS-CANADA HIGHWAY,
BUREAU B110
MONTRÉAL, QUÉBEC
H4S 0B6, CANADA
TEL.: (800) 636-5895
FAX: (800) 636-5751

EUROPE

CCM HOCKEY AB
GÅRDSVÅGEN 13
SE 16970 SOLNA
SWEDEN
TEL.: + 46 (0) 8 522 352 00
FAX: + 46 (0) 8 522 352 10

© 2024 SPORT MASKA INC. ALL RIGHTS RESERVED. CCM, TACKS, RIBCOR, JETSPEED, EFLEX AND RELATED LOGOS ARE TRADEMARKS OF SPORT MASKA INC. MAY NOT BE REPRODUCED WITHOUT THE PRIOR WRITTEN CONSENT OF SPORTS MASKA INC.

NHL AND THE NHL SHIELD ARE REGISTERED TRADEMARKS OF THE NATIONAL HOCKEY LEAGUE. ALL NHL LOGOS AND MARKS AND TEAM LOGOS AND MARKS DEPICTED HEREIN ARE THE PROPERTY OF THE NHL AND THE RESPECTIVE TEAMS AND MAY NOT BE REPRODUCED WITHOUT THE PRIOR WRITTEN CONSENT OF NHL ENTERPRISES, L.P. © NHL 2024. ALL RIGHTS RESERVED. © PHOTOS: GETTY IMAGES.

† : THIS CATALOG MAY REFER TO THE FOLLOWING TRADEMARKS WHICH ARE OWNED BY THE COMPANIES WHOSE NAMES APPEAR AFTER THE TRADEMARK: AHL -- AMERICAN HOCKEY LEAGUE; CHL -- CANADIAN HOCKEY LEAGUE; ECHL -- ECHL INC.; TACTEL -- INVISTA; D30® -- DESIGN BLUE LTD.; SIGMATEX -- SIGMATEX (UK) LIMITED; POLYGIENE -- POLYGIENE AB; FLUID INSIDE -- MIPS AB. -- ORTHOLITE® -- ORTHOLITE; HELICOID® -- HELICOID® INDUSTRIES INC.; ORTHOMOVE -- ADOMUS GMBH.

WARNING : HOCKEY IS A DANGEROUS COLLISION SPORT. WE RECOMMEND THAT PROTECTIVE EQUIPMENT AND A CERTIFIED HELMET BE WORN AT ALL TIMES. SPORT MASKA INC. RESERVES THE RIGHT TO CHANGE ALL PRODUCT SPECIFICATIONS AND/OR CUSTOM PROGRAMS. WHILE THE INFORMATION SHOWN IN THIS PUBLICATION WAS CORRECT AT THE TIME OF PRINTING, WE RESERVE THE RIGHT TO DISCONTINUE THE SALE OF PRODUCT OR CHANGE SPECIFICATIONS OR DESIGNS WITHOUT NOTICE OR OBLIGATION. COPYRIGHT © SPORT MASKA INC. 2024. ALL RIGHTS RESERVED. PRINTED IN CANADA. 🍁

TEAM 2025

SKATES 2 - 5

STICKS 6 - 9

WOMEN'S GEAR 10 - 13

CUSTOM

CUSTOM GLOVES 14 - 15

CUSTOM PANTS 16 - 17

CUSTOM BAGS 18

HELMETS 20

CAGES & VISORS 22 - 23

SIZING CHARTS

PROTECTIVE SIZING CHART 24 - 25

WOMEN'S SIZING CHART 12

APPAREL SIZING CHART 31

GLOVES 26 - 27

PANTS 28 - 30

APPAREL 32 - 45

BASELAYERS 46 - 49

GAMEWEAR 50 - 55

BAGS 56 - 59



TABLE OF CONTENTS

STEP®

CREATED FOR / CONÇU POUR

CCM



STEP BLADES

STEP BLADES ARE MADE WITH PREMIUM GRADE STEEL, HELPING PLAYERS BENEFIT FROM A PHENOMENAL GLIDE AND AN OUTSTANDING EDGE QUALITY. STEP BLADES ARE THE MOST TRUSTED IN HOCKEY.

THE COMBINATION OF THE CCM ONE-PIECE BOOT, CCM XS HOLDER AND STEP BLADES CREATE THE ULTIMATE CONNECTION BETWEEN YOU AND THE ICE.



RXSSTEPB \$
STEP BLACKSTEEL XS HOLDER
 +4MM POLISHED & CARBON-COATING
 PAIR



RXSSTEPV \$
STEP V-STEEL XS HOLDER
 +4MM POLISHED
 PAIR



RXSSTEP \$
STEP STEEL XS HOLDER
 +4MM HEIGHT
 PAIR



RSBSTEPB \$
STEP BLACKSTEEL SB HOLDER
 +4MM POLISHED & CARBON-COATING
 PAIR



RSBSTEP \$
STEP STEEL SB HOLDER
 +4MM HEIGHT
 PAIR

BLADE LENGTH

XS HOLDER

SKATE SIZE	1	1.5	2	2.5	3	3.5	4	4.5	5	5.5	6	6.5	7	7.5	8	8.5	9	9.5	10	10.5	11	11.5	12	12.5	13
STEP BLACKSTEEL	215		221		230		238		247		255		263		271		280		287		295		304		-
STEP V-STEEL	215		221		230		238		247		255		263		271		280		287		295		304		-
STEP STEEL	215		221		230		238		247		255		263		271		280		287		295		304		312

SB HOLDER

SKATE SIZE	1	1.5	2	2.5	3	3.5	4	4.5	5	5.5	6	6.5	7	7.5	8	8.5	9	9.5	10	10.5	11	11.5	12	12.5	13
STEP BLACKSTEEL	215		221		230		238		247		255		263		271		280		287		295		304		-
STEP STEEL	215		221		230		238		247		255		263		271		280		287		295		304		-



YOUR CCM SKATES, UNLIMITED

EVERY PLAYER'S FEET ARE UNIQUE.
NOW, FIND YOUR FIT IN ANY
CCM SKATE MODEL.

STEP 1 - SELECT THE PERFORMANCE YOU'RE LOOKING TO MAXIMIZE

JETSPEED

ACCELERATION

HYBRID FEATURES
ALL-AROUND SPEED



TACKS

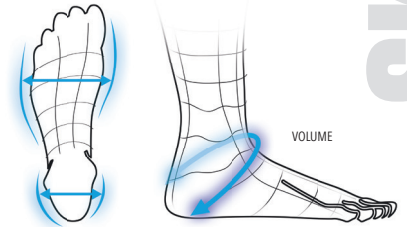
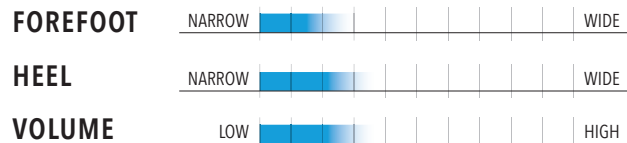
POWER

LONG, STRONG STRIDES
MAXIMIZED FORCE GENERATION

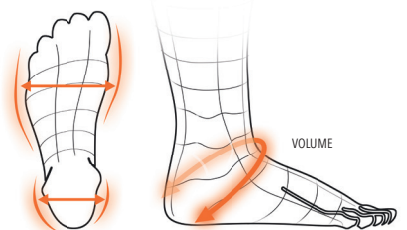
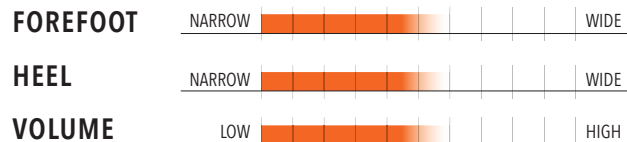


STEP 2 - SELECT ANY CCM FIT THAT BEST SUITS YOUR FOOT

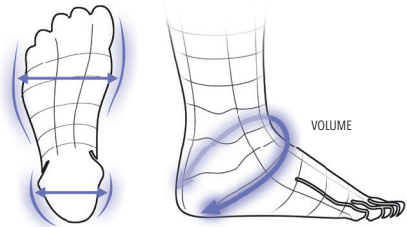
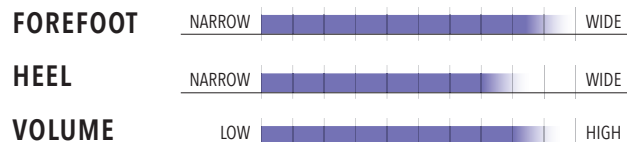
TAPERED FIT



REGULAR FIT



WIDE FIT



STEP 3 - PERSONALIZE YOUR FIT WITH MICRO ADJUSTMENTS

THE COMPOSITE MATERIALS USED IN ALL CCM ELITE SKATES ARE ULTRA-RESPONSIVE TO HEAT AND ALLOW THE BOOT TO EFFORTLESSLY ADAPT AND WRAP AROUND THE UNIQUE CURVES OF YOUR FOOT. USE THE CCM HEATING INSTRUCTIONS TO RELIEVE ANY MINOR PRESSURE POINTS AND PERSONALIZE YOUR FIT.



SKATEFITPROFILE



NEW

SKFT8P JETSPEED FT8 PRO SKATES

HEAT MOLDABLE

SIZES	SR	7 - 12.5	TAPERED, REGULAR, WIDE	FULL/HALF	\$
	INT	4 - 6.5	TAPERED, REGULAR, WIDE	FULL/HALF	\$
	JR	SEE PAGE 40			
	YT	SEE PAGE 44			

QUARTER PACKAGE
ONE-PIECE BOOT SPEED WITH GAME READY FIT
Achieve ultimate speed and agility with CCM's One-Piece boot construction. With an increased pitch angle for a more aggressive stance, get the quick shifting ability that will leave the opponents bewildered.

BOOT MATERIAL
FORS™ COMPOSITE - JETSPEED STIFFNESS PROFILE
Exclusive to CCM Hockey, FORS™ composite premium materials are weaved together with a high-end core. The rigidity improves the weight-to-stiffness ratio for agility and long-lasting performance.

STIFFNESS
205

LINER
TOTALDRI PRO WITH POLYGIENE
High-performance moisture-wicking material keeps feet dry and skates light, while Polygiene antimicrobial treatment fights odor and bacteria.

ANKLE PADDING & COMFORT
ADPT MEMORY FOAM AND SEAMLESS COMFORT
Multi-layered configuration with denser ADPT Memory Foam ankle pads creates a comfortable and snug skate interior. Secured and natural foot position to avoid long term fatigue.

TONGUE
ADPT COMFORT TONGUE WITH RIBBED CENTER CHANNEL
Molded core, ADPT Memory foam and new ribbed central channel wrap your foot for ultimate feel and comfort. FlexMotion lace-bite design maximizes forward flexion.

MIDSOLE
LIGHTWEIGHT COMPOSITE MIDSOLE
For superior energy transfer from boot to blade.

FOOTBED
MOLDED FOOTBED WITH ADPT MEMORY FOAM
Ultra-lightweight comfort while providing maximum feedback to the player. Molded fit for optimal foot positioning - with heel grip to keep it there.

HOLDER
SPEEDBLADE XS WITH ENHANCED DIAL
Quick-release holder and blade lock system featuring improved dial, for easier grip and quicker runner changes on the fly.

RUNNER
STEP BLACKSTEEL
Highest quality standards steel with Diamond-Like Carbon (DLC) coating for superior glide and edge life. +4mm height over standard runners for more longevity.

SKXFP TACKS XF PRO SKATES

HEAT MOLDABLE

SIZES	SR	7 - 12.5	TAPERED, REGULAR, WIDE	FULL/HALF	\$
	INT	4 - 6.5	TAPERED, REGULAR, WIDE	FULL/HALF	\$
	JR	SEE PAGE 42			
	YT	SEE PAGE 45			

QUARTER PACKAGE
ONE-PIECE BOOT POWER WITH GAME READY FIT
Amplified power and explosiveness from every stride with a more responsive boot construction delivering even better energy transfer. Higher in-step volume, via extended facings, delivers a more generous fit in the midfoot for elite Tacks skaters.

BOOT MATERIAL
FORS™ COMPOSITE + HIGH-END CORE AND CHROME GRAPHIC
Premium composite materials, weaved together with a high-end core, improves the weight-to-stiffness ratio for long-term performance.

STIFFNESS
215

LINER
TOTALDRI PRO WITH RESPONSIVE FOAM + POLYGIENE
High-performance moisture-wicking material keeps feet dry and skates light, while responsive foam backing hugs your feet all throughout the boot. Polygiene antimicrobial treatment fights odor and bacteria.

ANKLE PADDING & COMFORT
ADPT MEMORY FOAM WITH HEEL LOCKDOWN AND SEAMLESS COMFORT
Multi-layered configuration with denser ADPT Memory Foam for next-level comfortable and elite fit. Optimized positioning and boot shaping create the Heel Lockdown zone, securing your foot from stride to stride.

TONGUE
ADPT COMFORT WITH FLEXMOTION
Lightweight anatomically molded core and ADPT Memory foam wrap your foot for ultimate fit and comfort. FlexMotion lace-bite design enhances forward flexion and keeps you protected.

MIDSOLE
LIGHTWEIGHT COMPOSITE MIDSOLE
For superior energy transfer from boot to blade.

FOOTBED
MOLDED CCM ORTHOLITE ULTRA WITH ADPT MEMORY FOAM
Ultra-lightweight comfort, molded fit, with heel grip support, and an added layer of ADPT Memory Foam.

HOLDER
SPEEDBLADE XS WITH ENHANCED DIAL
Quick-release holder and blade lock system featuring improved dial, for easier grip and quicker runner changes on the fly.

RUNNER
STEP BLACKSTEEL
Highest quality standards steel with Diamond-Like Carbon (DLC) coating for superior glide and edge life. +4mm height over standard runners for more longevity.



PRO SKATES

NEW
SKFTW25
JETSPEED FTW
SKATES

HEAT MOLDABLE

SIZES SR 3 - 7.5 REGULAR FULL/HALF \$

QUARTER PACKAGE 2D METAFRAME FTW QUARTER PACKAGE
 Fit specially crafted for women's feet with optimal flex and support necessary for maximum performance.

STIFFNESS 190

LINER TOTALDRI PRO WITH POLYGIENE
 High-performance moisture-wicking material keeps feet dry and skates light, while Polygiene antimicrobial treatment fights odor and bacteria.

ANKLE PADDING & COMFORT ADPT MEMORY FOAM AND SEAMLESS COMFORT
 Multi-layered configuration with denser ADPT Memory Foam ankle pads creates a comfortable and snug skate interior. Secured and natural foot position to avoid long term fatigue.

TONGUE ADPT COMFORT TONGUE WITH RIBBED CENTER CHANNEL
 Molded core, ADPT Memory foam and new ribbed central channel wrap your foot for ultimate feel and comfort. FlexMotion lace-bite design maximizes forward flexion.

FOOTBED FTW EXCLUSIVE MOLDED FOOTBED WITH ADPT MEMORY FOAM
 Footbed designed specifically for female foot positioning. Higher arch support and optimized location.

HOLDER SPEEDBLADE XS
 CCM quick-release holder with metal pin bladelock system.

RUNNER STEP STEEL
 Highest quality standards steel with precise profile and thickness for better edge control. +4mm height over standard runners for more longevity.

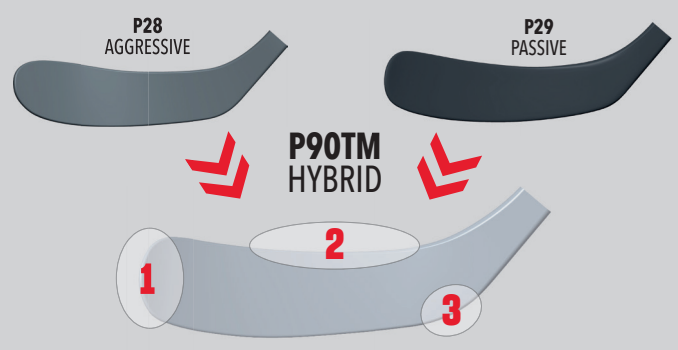
HSFTPL6 JETSPEED FT+ TEAM STICK

**** TEAM ORDERS ONLY, NOT FOR RETAIL.
CONSULT YOUR CCM REPRESENTATIVE****

- | | |
|--------------------------------------|----------------|
| HYBRID KICKPOINT | OFFERING |
| PURE CARBON TECHNOLOGY | SR - 95 / 62" |
| SKELETON+ TECHNOLOGY | SR - 85 / 62" |
| FT MICROFEEL GRIP | SR - 75 / 60" |
| JF-90 BLADE WITH PEEL-PLY | SR - 70 / 60" |
| ROUND "R" GEOMETRY | INT - 65 / 57" |
| PURE CARBON SHAFT AND SIGMATEX BLADE | INT - 55 / 57" |
| 430G | |
| 95BP | |

CURVE FLEX	P6		P28		P29		P88		P90TM	
	LEFT	RIGHT	LEFT	RIGHT	LEFT	RIGHT	LEFT	RIGHT	LEFT	RIGHT
55			•	•	•	•	•	•		
65			•	•	•	•	•	•		
70			•	•	•	•	•	•	•	•
75			•	•	•	•	•	•	•	•
85	•	•	•	•	•	•	•	•	•	•
95	•	•	•	•	•	•	•	•	•	•

STICK CURVES




1 - MODIFIED TOE 2 - INCREASED HEIGHT 3 - OPTIMAL LIE

P90TM CURVE EVALUATION

POPULAR WITH OUR PRO PLAYERS, THE NEW P90TM BLENDS THE P28 AND THE P29 CURVES AND A SUBTLE TOE CURVE. COMBINED WITH A MAX HEIGHT AND A LOWER LIE, THIS IS IDEAL FOR THE PLAYER LOOKING FOR AN EDGE ON FACE-OFFS OR TO HELP TIPPING PUCKS IN THE AIR.

<p>P6 LIE: 5.5</p>	<p>P28 LIE: 6</p>
<p>P88 LIE: 5.5</p>	<p>P29 LIE: 6.5</p>
<p>P90TM LIE: 6.5</p>	



CONSTRUCTIONS

KICKPOINT	MODEL	ST NUMBER	MATERIAL	WEIGHT @ 60"	BP @ 60"	SHAFT SHAPES	BLADE STIFFNESS	SHAFT TEXTURES	SHAFT COATINGS
HYBRID KICKPOINT	JETSPEED	ST2231	SIGMATEX	400G	95CM	R I	STIFF	PLAIN TACKS FULL 4 CORNERS	CLEAR GRIP
LOW KICKPOINT	RIBCOR	ST2232	SIGMATEX	410G	95CM	E/R EI	REG		
MID KICKPOINT	TACKS	ST2233	SIGMATEX	410G	95CM	T I	SOFT		

OFFERING

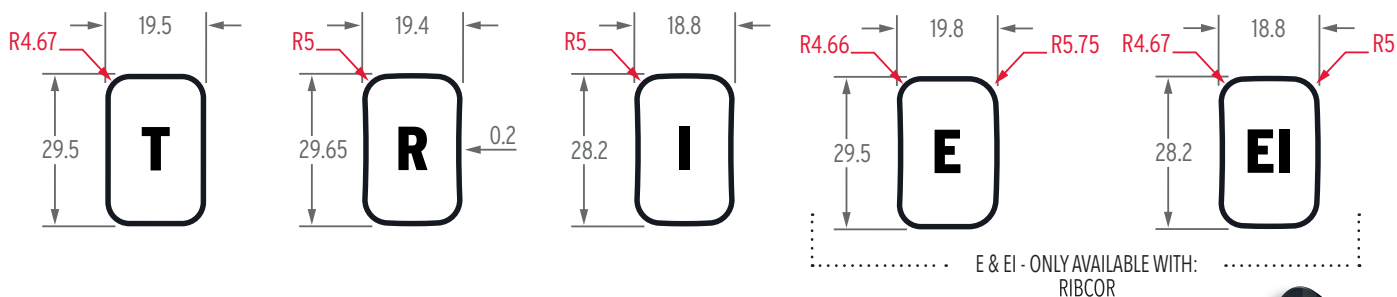
PATTERNS

MAIN TOOLS	P5 P6 P14 P19 P28 P28M P29 P29M/P90M P40 P46 P71 P88 P90 P90T P90TM
ADDITIONAL TOOLS	P28 ^{+1/4} P28 ^{-1LIE} P28 ^{-1LIE + 1/4} P90 ^{+1/4} P90 ^{-1LIE} P90 ^{-1LIE + 1/4}

OFFERING

	FLEXES	LENGTHS
SR	65 70 75 80 85 90 95 100	63" 65 ^{SR} 70 ^{SR} 75 80 85 90 95 100
INT	55 60 65 70	60" 55 60 65 ^{INT} 65 ^{SR} 70 ^{INT} 70 ^{SR} 75 80 85 90 95 100

GEOMETRY SHAPES




SHAFT CONSTRUCTIONS

KICKPOINT	MODEL	ST NUMBER	MATERIAL	WEIGHT @ 60"	BP @ 60"	SHAFT SHAPES	SHAFT TEXTURES	SHAFT COATINGS
HYBRID KICKPOINT	FT5 PRO	ST2206	SIGMA ST [®]	380G	95 CM	R I	PLAIN TACKS FULL 4 CORNERS	CLEAR GRIP
LOW KICKPOINT	TRIGGER 7 PRO	ST2205	SIGMA ST [®]	380G	96 CM	E/R EI		
MID KICKPOINT	AS-V PRO	ST2228	SIGMA ST [®]	390G	94 CM	T I		

BLADE CONSTRUCTIONS

STIFFNESS	MODEL	ST NUMBER	MATERIAL	FINISH
STIFF	FT5 PRO	ST2206	SIGMA ST [®]	PEEL-PLY
REG	TRIGGER 7 PRO	ST2205	SIGMA ST [®]	
SOFT	AS-V PRO	ST2228	SIGMA ST [®]	

SHAFT TEXTURES



OFFERING

PATTERNS

MAIN TOOLS	P5	P6	P14	P19	P28	P28M	P29	P29M/P90M	P40	P46	P71	P88	P90	P90T	P90TM
ADDITIONAL TOOLS	P28 ^{+1/4}		P28 ^{-1LIE}		P28 ^{-1LIE + 1/4}		P90 ^{+1/4}		P90 ^{-1LIE}		P90 ^{-1LIE + 1/4}				

OFFERING

FLEXES

SR 70 75 80 85 90 95 100

INT 55 60 65 70

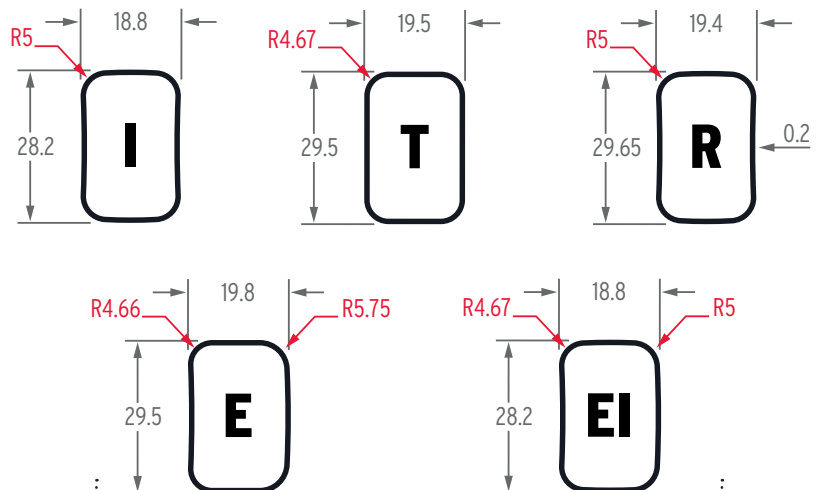
LENGTHS

63" 70^{SR} 75 80 85 90 95 100

60" 55 60 65 70^{INT} 70^{SR} 75 80 85 90 95 100

57" 55 60 65^{INT} 70^{INT}

GEOMETRY SHAPES




E & EI - ONLY AVAILABLE WITH:
TRIGGER 7 PRO

**JETSPEED
FTW**



**TACKS
XF PRO**



**RIBCOR
TRIGGER 9 PRO**



**JETSPEED
FT7 PRO**



ELITE CUSTOM

JETSPEED FTW PROTECTIVE



REDESIGNED FIT

The CCM Jetspeed FTW gloves are designed with an adapted fit, optimized for women's hand proportions, ensuring incredible comfort, close-to-the-hand fit, and elite-level protection. Combining CCM's Aer-Tec Ventilation System that provides ultimate breathability with the Jetspeed FTW glove's all new fit, you'll be ready to dangle in and out of any situation.

REVOLUTIONARY PANT DESIGN

The CCM Jetspeed FTW pants are revolutionary in their adjustable design with revised proportions, allowing women to select their pant by waist size, regardless of body type or shape. With an ultra-stretch extendable opening, length adjusting zipper, and pro-level impact protection, these pants will provide unparalleled comfort and fit, without sacrificing protection.





**HGFTW24
JETSPEED FTW
WOMEN'S GLOVES**



SIZES WM SR 12,13,14" - TAPERED \$

CONSTRUCTION LIGHTWEIGHT & BREATHABLE, TAPERED PRO-LEVEL PROTECTION
Adapted fit for women's hand proportions to be more narrow with longer fingers, to ensure comfort, close-to-the-hand fit and elite-level protection without compromise.

LINER AER-TEC SUSPENSION SYSTEM MESH LINER TREATED WITH POLYGIENE ODORCRUNCH™
Patent-pending design provides max ventilation and mesh lining for cooling and evaporation to help keep hands dry. Absorbs less sweat to stay light and provides instant & long-lasting comfort.

FINGERS PRO-LEVEL HIGH-DENSITY PE FOAM + PE INSERTS + PU FOAM CUSHIONING
Lightweight construction yet high level protection and three-piece index for maximum dexterity.

BACKHAND AER-TEC VENTILATION SYSTEM + PRO-LEVEL PE FOAM + HIGH DENSITY PE FOAM + PE INSERTS
2 ventilated ports on back of hand for optimal airflow along with elite-level protection.

THUMB PRO FLEXTUMB
2-piece thumb delivers better mobility and an incredible grip on your stick with ventilated mesh in back of thumb for added airflow where you really feel it.

PALM SENSALAST PALM + REINFORCEMENT WITH EMBOSSED TEXTURE + TREATED WITH POLYGIENE ODORCRUNCH™
Soft feel seamless palm-to-cuff transition inside & out, combined with a pro-feel palm allowing ultimate stickhandling with high-caliber durability and grip.

CUFF SHORT PRE-ANGLED OPEN CUFF
Enhanced range of wrist movements and protection.

OTHER POLYGIENE ODORCRUNCH™ TREATED SUBLIMATED LINER
Superior quality liner that feels great and helps you stay dry with enhanced antibacterial and odor fighting treatments to help keep your gloves feeling fresh.



**HPFTW24
JETSPEED FTW
WOMEN'S PANTS**



SIZES WM SR S, M, L, XL \$

CONSTRUCTION DURABLE AND COMFORTABLE PRO-LEVEL PROTECTION, MADE FOR HER
Adapted tapered fit made to stretch to any size & provide comfortable protection where needed while allowing you to move freely. Revolutionary adjustable design with revised proportions allowing women to select their pant by waist size regardless of body type or shape.

ADJUSTMENT EZ FIT STRETCH OPENING + INTERNAL BELT SYSTEM + 1" ZIPPER
Easy on/off ultra stretch extendable opening secured in place with inner belt + stabilized belly pad, topped off with cosmetic hockey lace, +1" length-adjusting zipper all to provide a custom snug fit and unparalleled comfort.

BACK PROTECTION LOW-PROFILE INJECTION-MOLDED HYBRID SPINE SHIELD WITH D30° ZERO + SEGMENTED TAILBONE PAD
Pro-level impact protection in the lower back with a segmented tailbone pad that molds to the body.

LINER DRYFOAM TECHNOLOGY WITH SOFT LAMINATED WATER REPELLENT LINING
Soft laminated sublimated liner absorbs less sweat so you can stay dry and your equipment lightweight.

THIGH GUARD MOLDED PE PLASTIC + INNER LEG ZIPPER
Equipped with a low-profile design and a repositioned inner-leg zipper to reduce friction during cross-overs, this floating thigh guard was made to deliver pro-level protection and easy embellishment access.

HIP / KIDNEY MOLDED PE HIP CAPS + 400D TEXTURED NYLON PADDED BELT
Pro-protection in the hips and kidney area with added durability around the waist.

SHELL REVISED LENGTH + 400D NYLON + EXTENDED STRETCH ZONES + PRO CUT
Made of premium Nylon and stretch materials in critical areas, with a pro cut -1" length in back of the legs, for overall improved durability and comfort.



**HPFTW24
JETSPEED FTW - JR
WOMEN'S PANTS**

IDEAL FOR 7-11 YEAR OLDS (APPROX)

SIZES WM JR S, M, L \$

CONSTRUCTION LIGHTWEIGHT AND COMFORTABLE PROTECTION, MADE FOR HER
Designed for their bodies and specific silhouettes, guaranteeing adapted protection and comfort as they play and grow in them. Adapted tapered fit made to stretch to any size & provide comfortable protection where needed while allowing you to move freely.

ADJUSTMENT EZ FIT STRETCH OPENING + EXTERNAL BELT SYSTEM + 1" ZIPPER
Easy on/off stretch extendable opening secured in place with external belt, topped off with cosmetic hockey lace, +1" length-adjusting zipper for the growing player to provide a custom snug fit and unparalleled comfort.

BACK PROTECTION LOW-PROFILE MOLDED EVA SPINE GUARD + SEGMENTED TAILBONE PAD
Reliable impact protection in the lower back with a segmented tailbone pad that molds to the body.

THIGH GUARD MOLDED PE PLASTIC + PE FOAM
Trustworthy protection in a low-profile design.

HIP/KIDNEY MOLDED PE CAP + PE FOAM + PADDED BELT
Good level impact protection in the kidney area.

SHELL 200D NYLON + EXTENDED STRETCH ZONES + PRO CUT
Made of durable Nylon and stretch materials in critical areas, with a pro cut -1" length in back of the legs, for overall improved durability and comfort.



COLORS

BLACK

FTW - SHOULDER PADS		WOMEN - SR				WOMEN - JR		
		S	M	L	XL	S	M	L
GENERAL	AGE	13+	14+	14+	14+	8-10	10-12	12+
	HEIGHT - CM	157-172	163-177	167-186	167-186	127-137	137-149	149-62
	HEIGHT - FT	5'2"-5'8"	5'4"-5'10"	5'6"-6'1"	5'6"-6'1"	4'2"-4'6"	4'6"-4'11"	4'11"-5'4"
SHOULDER PADS		S	M	L	XL	S	M	L
	SHOULDER WIDTH - CM	35-38	38-42	42-48	N/A	26-31	28-33	32-36
	SHOULDER WIDTH - IN	14-15	15-17	17-19	N/A	10-12	11-13	13-14



FTW - ELBOW PADS		WOMEN - SR				WOMEN - JR		
		S	M	L	XL	S	M	L
GENERAL	AGE	13+	14+	14+	14+	8-10	10-12	12+
	HEIGHT - CM	157-172	163-177	167-186	167-186	127-137	137-149	149-62
	HEIGHT - FT	5'2"-5'8"	5'4"-5'10"	5'6"-6'1"	5'6"-6'1"	4'2"-4'6"	4'6"-4'11"	4'11"-5'4"
ELBOW PADS		S/M		M/L		S/M		M/L
	FOREARM CIRCUMFERENCE - CM	21-26	N/A	26-30	N/A	15-22	N/A	17.5-25
	FOREARM CIRCUMFERENCE - IN	8.5-10	N/A	10-12	N/A	6-8.5	N/A	7-10



FTW - SHIN GUARDS		WOMEN - SR - TAPERED FIT				WOMEN - JR		
		S	M	L	XL	S	M	L
GENERAL	AGE	13+	14+	14+	14+	8-10	10-12	12+
	HEIGHT - CM	157-172	163-177	167-186	167-186	127-137	137-149	149-62
	HEIGHT - FT	5'2"-5'8"	5'4"-5'10"	5'6"-6'1"	5'6"-6'1"	4'2"-4'6"	4'6"-4'11"	4'11"-5'4"
SHIN GUARDS		12"	13"	14"	15"		10"	11"
	SHIN LENGTH (CM) - TONGUE OUT	33-36	33-40	40-43	43-47	N/A	27-30	30-33
	SHIN LENGTH (IN) - TONGUE OUT	13-14	14-15.5	15.5-17	17-18.5	N/A	10.5-12	12-13
	SHIN LENGTH (CM) - TONGUE IN	31-34	34-38	38-41	41-45	N/A	25-28	28-31
	SHIN LENGTH (IN) - TONGUE IN	12-13.5	13.5-15	15-16	16-17.5	N/A	10-12	11-12



FTW - PANTS		WOMEN - SR				WOMEN - JR		
		S	M	L	XL	S	M	L
GENERAL	AGE	13+	14+	14+	14+	8-10	10-12	12+
	HEIGHT - CM	157-172	163-177	167-186	167-186	127-137	137-149	149-62
	HEIGHT - FT	5'2"-5'8"	5'4"-5'10"	5'6"-6'1"	5'6"-6'1"	4'2"-4'6"	4'6"-4'11"	4'11"-5'4"
PANTS		S	M	L	XL	S	M	L
	WAIST CIRCUMFERENCE - CM	62-74	72-83	80-95	90-105	52-66	56-70	60-74
	WAIST CIRCUMFERENCE - IN	24.5-29	28.5-32.5	31.5-37.5	35.5-41	20.5-26	22-27.5	23.5-29
	US SIZE	00-6	6-14	12-20	16-24	Y6-Y14	Y10-2	Y14-6



FTW - GLOVES		WOMEN - SR - TAPERED FIT			
		S	M	L	XL
GENERAL	AGE	13+	14+	14+	14+
	HEIGHT - CM	157-172	163-177	167-186	167-186
	HEIGHT - FT	5'2"-5'8"	5'4"-5'10"	5'6"-6'1"	5'6"-6'1"
GLOVES		12"	13"	14"	
	HAND LENGTH - CM	14-17	16-18	18-22	N/A
	HAND LENGTH - IN	5.5-6.5	6.5-7	7-8.5	N/A





CUSTOM GLOVES



Polygiene®



HG4P3C TACKS 4R PRO³ GLOVES

SIZES	SR	13", 14", 15"
	JR	10", 11", 12"

CONSTRUCTION	PRO-APPROVED POLYESTER + PU LEATHER Maximized durability with a classic 4 roll backhand look in a looser fitting profile.
LINER	POLYGIENE® TREATED LINER Soft, comfortable and treated with anti-microbial Polygiene® to help control odor-causing bacteria.
FINGERS / BACKHAND	DUAL DENSITY FOAM WITH PE INSERTS + D30® ZERO BACKHAND + SOFT COMFORT FOAMS Pro-level protection and shock absorbency around the entire hand with added D30® Zero on the backhand. Our new soft foams make sure your glove is comfortable all game long.
THUMB	PRO FLEXTHUMB - SR ONLY Two-piece thumb delivers better mobility and an incredible grip on your stick.
PALM	SENSALAST PALM WITH SENSALAST REINFORCEMENT Seamless palm-to-cuff transition inside & out for ultimate comfort, combined with a pro-feel palm providing an optimal interaction with your stick.
CUFF	MAX FLEX CUFF Our flexible cuff allows players to properly load their stick and get the most out of their gloves.



- NO COLOR LIMIT
- LIMITED DETAIL
DUE TO AVAILABLE SPACE



SCREENPRINT ONLY
- WHITE ONLY
- 15 CHARACTER MAX

CUSTOMIZABLE GLOVE ZONES



CUFF ROLL LOGO
CCM
EMBROIDERY

CCM LOGO ON CUFF ROLL
FILL COLOR E1

CCM LOGO ON CUFF ROLL
OUTLINE COLOR E2



Polygiene®



HG95C CUSTOM HG95C GLOVES

SIZES	SR	13", 14", 15"
	JR	10", 11", 12"

CONSTRUCTION	MAX PROTECTION ASD (ANATOMICAL SHIELD DESIGN) GLOVES WITH PRO-APPROVED POLYESTER FOR AN ELITE-LEVEL PROTECTION, BASED ON THE NEW 2022 RETAIL MODEL HG AS-V
FIT	ROOMY YET ANATOMICAL FIT PROVIDES GREAT RANGE OF MOTION AND GAME-READY FEEL
FINGERS	DUAL-DENSITY FOAM WITH PE INSERTS AND 3-PIECE INDEX FOR OPTIMAL DEXTERITY
BACKHAND	INTEGRATED PRO-STYLE IMPACT PROTECTION PLATE WITH D30 SMART MATERIAL
CUFF	FLEXMOTION SEGMENTED OPEN CUFF PROVIDES INCREASED MOBILITY FOR QUICK HANDS
PALM	NEW AX SUEDE BASE FOR INSTANT AND LONG-TERM COMFORT + REINFORCEMENT FOR ADDED DURABILITY
LINER	RICH SUBLIMATED LINING INSIDE CUFF WITH POLYGIENE + ODOR CRUNCH DUAL ANTIBACTERIAL TREATMENTS, ALSO APPLIED TO SOFT BACKHAND LINER
THUMB	PRO FLEXTHUMB (FROM 11") FOR ADDED MOBILITY AND A GREAT GRIP ON YOUR STICK, WITH LARGER AREA FOR CUSTOM EMBROIDERY



- NO COLOR LIMIT
- LIMITED DETAIL
DUE TO AVAILABLE SPACE



EMBROIDERED TEAM LOGO
- WHITE ONLY
- 15 CHARACTER MAX

CUSTOMIZABLE GLOVE ZONES



CUFF ROLL LOGO
CCM
EMBROIDERY

CCM LOGO ON CUFF ROLL
FILL COLOR E1

CCM LOGO ON CUFF ROLL
OUTLINE COLOR E2



STANDARD CCM GLOVE COLORS

BLACK
RED 186C
ROYAL 58 287C
YELLOW 109C
SKY BLUE 292C
CHARCOAL 431C
DARK GREEN 3435C
SUN FLOWER 1235C
BEIGE 468C
ORANGE 166C
PURE GOLD (VGK) 1255C**
BRIGHT GREEN 375C*
ICE BLUE 324C*
WHITE
NAVY 282C
DARK ROYAL 08 281C
ANTIQUE GOLD 4515C
PHOENIX RED 202C
SILVER 429C
KELLY GREEN 356C
PURPLE 267C
BROWN 440C
MAROON 490C
TEAL 315C*
CAPITAL BLUE 647C*
PINK 2405C*

* AVAILABLE ONLY FOR ZONES E1/E2
** NOT AVAILABLE FOR ZONE C



HG85C CUSTOM HG85C GLOVES

SIZES	SR	13", 14", 15"
	JR	10", 11", 12"
	YT	8", 9"

CONSTRUCTION	COMPETITIVE LEVEL ASD (ANATOMICAL SHIELD DESIGN) GLOVES WITH LIGHTWEIGHT POLYESTER, INSPIRED BY NEW RETAIL MODEL HG AS 580
FIT	ROOMY YET ANATOMICAL FIT PROVIDES GREAT RANGE OF MOTION AND GAME-READY FEEL
FINGERS	DUAL-DENSITY FOAM WITH PE INSERTS AND 2-PIECE INDEX FOR ENHANCED DEXTERITY
CUFF	FLEXMOTION SEGMENTED OPEN CUFF PROVIDES INCREASED MOBILITY FOR QUICK HANDS
PALM	TRADITIONAL NASH PALM + NASH REINFORCEMENT FOR AN ENHANCED FEEL FOR YOUR STICK, PLUS SUPERIOR DURABILITY AND COMFORT
LINER	RICH SUBLIMATED LINING AND SOFT PU CUSHION FOAM PROVIDE COMFORT ALL GAME LONG
THUMB	PRO FLEXTHUMB (SR ONLY) FOR ADDED MOBILITY AND A GREAT GRIP ON YOUR STICK, WITH LARGER AREA FOR CUSTOM EMBROIDERY



- NO COLOR LIMIT
- LIMITED DETAIL
DUE TO AVAILABLE SPACE



SCREEN PRINT TEAM LOGO
- WHITE ONLY
- 15 CHARACTER MAX


CUSTOMIZABLE GLOVE ZONES



CUFF ROLL LOGO
CCM EMBROIDERY

CCM LOGO ON CUFF ROLL
FILL COLOR E1

CCM LOGO ON CUFF ROLL
OUTLINE COLOR E2



Polygiene®

HGFTW24C CUSTOM JETSPEED FTW GLOVES

SIZES WM SR 12,13,14" - TAPERED

CONSTRUCTION	LIGHTWEIGHT AND TAPERED PRO-LEVEL PROTECTION Adapted fit for women's hand proportions to be more narrow with longer fingers, to ensure comfort, close-to-the-hand fit and elite-level protection without compromise.
LINER	LAMINATED LINER WITH PU FOAM CUSHIONING Soft feel from the start for great comfort and treated with Polygiene Odorcrunch™
FINGERS	PRO-LEVEL HIGH-DENSITY PE FOAM + PE INSERTS + PU FOAM CUSHIONING Lightweight construction yet high level protection and three-piece index for maximum dexterity.
BACKHAND	PRO-LEVEL PE FOAM + HIGH DENSITY PE FOAM + PE INSERTS Elite-level protection.
THUMB	PRO FLEXTHUMB 2-piece thumb delivers better mobility and an incredible grip on your stick with ventilated mesh in back of thumb for added airflow where you really feel it.
PALM	SENSALAST PALM + REINFORCEMENT WITH EMBOSSED TEXTURE + TREATED WITH POLYGIENE ODORCRUNCH™ Soft feel seamless palm-to-cuff transition inside & out, combined with a pro-feel palm allowing ultimate stickhandling with high-caliber durability and grip.
CUFF	SHORT PRE-ANGLED OPEN CUFF Enhanced range of wrist movements and protection.
OTHER	POLYGIENE ODORCRUNCH™ TREATED SUBLIMATED LINER Superior quality liner that feels great and helps you stay dry with enhanced antibacterial and odor fighting treatments to help keep your gloves feeling fresh.



- NO COLOR LIMIT
- LIMITED DETAIL
DUE TO AVAILABLE SPACE



SCREEN PRINT TEAM LOGO
- WHITE ONLY
- 15 CHARACTER MAX

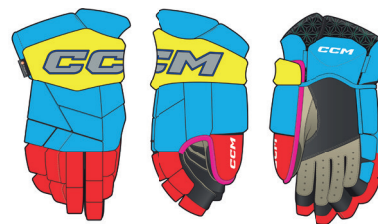
CUSTOMIZABLE GLOVE ZONES



CUFF ROLL LOGO
CCM EMBROIDERY

CCM LOGO ON CUFF ROLL
FILL COLOR E1

CCM LOGO ON CUFF ROLL
OUTLINE COLOR E2



STANDARD CCM GLOVE COLORS

BLACK

RED
186C

ROYAL 58
287C

YELLOW
109C

SKY BLUE
292C

CHARCOAL
431C

DARK GREEN
3435C

SUN FLOWER
1235C

BEIGE
468C

ORANGE
166C

PURE GOLD (VGK)
1255C**

BRIGHT GREEN
375C*

ICE BLUE
324C*

WHITE

NAVY
282C

DARK ROYAL 08
281C

ANTIQUE GOLD
4515C

PHOENIX RED
202C

SILVER
429C

KELLY GREEN
356C

PURPLE
267C

BROWN
440C

MAROON
490C

TEAL
315C*

CAPITAL BLUE
647C*

PINK
2405C*

* AVAILABLE ONLY FOR ZONES E1/E2
** NOT AVAILABLE FOR ZONE C

MINIMUM - 15 PER ORDER
(3 UNIT PER SIZE WITH 1 SIZE ALLOWED UNDER 3 UNITS)

CUSTOM PANTS



HP95C CUSTOM HP95C PANTS



SIZES	SR	S, S-L, M, L, XL, 2XL
	JR	S, M, L

CONSTRUCTION	KEEPING THE POPULAR FEATURES OF THE PREVIOUS CUSTOM PANTS MODEL HP65C WITH SOME UPDATED FEATURES
ADJUSTMENT	INTERNAL BELT WITH WRAPAROUND LOWER BACK PROTECTION + 1" LENGTH ADJUSTMENT ZIPPER
KIDNEY	MOLDED PE CAP + SUBLIMATED COMFORT LINER + EMBROIDERED CCM LOGO
HIP	JDP HIP CAPS HELP DISTRIBUTE IMPACT ENERGY AWAY FROM THE JOINTS
BACK PROTECTION	REDESIGNED HD FLOATING SPINE GUARD + D3O® SMART MATERIAL IMPACT PROTECTION
THIGH GUARDS	MOLDED PE PLASTIC CAP + PE FOAM FOR ELITE-LEVEL PROTECTION
SHELL	PREMIUM 400D NYLON WITH HIGH ABRASION RESISTANT SIDE PANELS + INNER LEG ZIPPER + STRETCH PANELS WHERE NEEDED TO HELP MOBILITY



HP85C CUSTOM HP85C PANTS

SIZES	SR	S, S-L, M, L, XL, 2XL
	JR	S, M, L
	YT	S, M, L

CONSTRUCTION	KEEPING THE POPULAR FEATURES OF THE PREVIOUS CUSTOM PANTS MODEL HP45C WITH SOME UPDATED FEATURES
ADJUSTMENT	EXTERNAL BELT SYSTEM + 1" LENGTH ADJUSTMENT ZIPPER
KIDNEY	MOLDED PE CAP + SUBLIMATED COMFORT LINER
HIP	JDP HIP CAPS HELP DISTRIBUTE IMPACT ENERGY AWAY FROM THE JOINTS
BACK PROTECTION	REDESIGNED HD FLOATING SPINE GUARD
THIGH GUARDS	MOLDED PE PLASTIC CAP + PE FOAM FOR ELITE-LEVEL PROTECTION
SHELL	PREMIUM 400D NYLON WITH HIGH ABRASION RESISTANT SIDE PANELS + INNER LEG ZIPPER + STRETCH PANELS WHERE NEEDED TO HELP MOBILITY

STANDARD CCM PANT COLORS

BLACK
RED 186C
ROYAL 58 287C
YELLOW 109C
SKY BLUE 292C
DARK GREEN 3435C
SUN FLOWER 1235C
BEIGE 468C
ORANGE 166C
PURE GOLD (VGK) 1255C <small>NOT AVAILABLE IN BASE COLOR, STRIPING ONLY</small>
WHITE
NAVY 282C
DARK ROYAL 08 281C
ANTIQUE GOLD 4515C
PHOENIX RED 202C
SILVER 429C
KELLY GREEN 356C
PURPLE 267C
BROWN 440C
MAROON 490C



LOGO INFO

- NO COLOR LIMITATION
- LIMITED SIZE BASED ON AVAILABLE SPACE TO EMBROIDER
- YOU MUST SPECIFY THE LOGO WIDTH WHEN PLACING YOUR ORDER ON OUR CUSTOMIZER AND WE WILL ENSURE THE HEIGHT IS PROPORTIONAL



CCM LOGO ON THIGH

COLOR OPTIONS - SAME AS STANDARD CCM BASE AND STRIPE COLOR



STRIPING OPTIONS



ST000 NO STRIPE

ST100 1"

ST200 2"

ST300 3"

ST210 2"+1"

ST310 3"+1"

ST320 3"+2"

ST321 3"+2"+1"

STNYR **

STBOT 3/4" TOP + 1/2" LOWER

** LIMITED COLORS AVAILABLE



WHITE / ROYAL 58

WHITE / RED 05

WHITE / SUNFLOWER 20

WHITE / NAVY 09 (306)

WHITE / BLACK

PRO CUT NOT AVAILABLE ON THE LEGS IN THESE 2 STYLES

PLAYER PANTS/SHELLS - MINIMUM - 15 PER ORDER
(3 UNIT PER SIZE WITH 1 SIZE ALLOWED UNDER 3 UNITS)

GOALIE SHELL - MINIMUM - 2 PER ORDER
(AS LONG AS PLAYER PANT/SHELL MINIMUM IS MET)



HPFTW24C CUSTOM JETSPEED FTW PANTS

SIZES SR S, M, L, XL



CONSTRUCTION	DURABLE AND COMFORTABLE PRO-LEVEL PROTECTION, MADE FOR HER Adapted tapered fit made to stretch to any size & provide comfortable protection where needed while allowing you to move freely. Revolutionary adjustable design with revised proportions allowing women to select their pant by waist size regardless of body type or shape.
ADJUSTMENT	EZ FIT STRETCH OPENING + INTERNAL BELT SYSTEM +1" ZIPPER Easy on/off ultra stretch extendable opening secured in place with inner belt + stabilized belly pad, topped off with cosmetic hockey lace, +1" length-adjusting zipper all to provide a custom snug fit and unparalleled comfort.
BACK PROTECTION	LOW-PROFILE INJECTION-MOLDED HYBRID SPINE SHIELD WITH D30® ZERO + SEGMENTED TAILBONE PAD Pro-level impact protection in the lower back with a segmented tailbone pad that molds to the body.
LINER	DRYFOAM TECHNOLOGY WITH SOFT LAMINATED WATER REPELLENT LINING Soft laminated sublimated liner absorbs less sweat so you can stay dry and your equipment lightweight.
THIGH GUARD	MOLDED PE PLASTIC + INNER LEG ZIPPER Equipped with a low-profile design and a repositioned inner-leg zipper to reduce friction during cross-overs, this floating thigh guard was made to deliver pro-level protection and easy embellishment access.
HIP / KIDNEY	MOLDED PE HIP CAPS + 400D TEXTURED NYLON PADDED BELT Pro-protection in the hips and kidney area with added durability around the waist.
SHELL	REVISED LENGTH + 400D NYLON + EXTENDED STRETCH ZONES + PRO CUT Made of premium Nylon and stretch materials in critical areas, with a pro cut -1" length in back of the legs, for overall improved durability and comfort.



PP25C / PP25WC / PP25GC CUSTOM PP25C PANTS SHELL

SIZES * SR S, M, L, XL, 2XL
* WM S, M, L, XL
* JR S, M, L
* YT S, M, L
** GOALIE S/M, L/XL

CONSTRUCTION	PRO 400D + REINFORCEMENT High quality material made with more stretch for durability, comfort and mobility
ADJUSTMENT	ADJUSTABLE LENGTH For a customizable fit that will cover even the + 1" extended pants

* FITS OVER MOST HOCKEY PANTS
** FITS OVER MOST HOCKEY GOALIE PANTS

STANDARD CCM PANT COLORS

BLACK

RED
186C

ROYAL 58
287C

YELLOW
109C

SKY BLUE
292C

DARK GREEN
3435C

SUN FLOWER
1235C

BEIGE
468C

ORANGE
166C

PURE GOLD (VGK)
1255C
NOT AVAILABLE IN BASE COLOR,
STRIPING ONLY

WHITE

NAVY
282C

DARK ROYAL 08
281C

ANTIQUE GOLD
4515C

PHOENIX RED
202C

SILVER
429C

KELLY GREEN
356C

PURPLE
267C

BROWN
440C

MAROON
490C



LOGO INFO

- NO COLOR LIMITATION
- LIMITED SIZE BASED ON AVAILABLE SPACE TO EMBROIDER
- YOU MUST SPECIFY THE LOGO WIDTH WHEN PLACING YOUR ORDER ON OUR CUSTOMIZER AND WE WILL ENSURE THE HEIGHT IS PROPORTIONAL



CCM LOGO ON THIGH

COLOR OPTIONS -
SAME AS STANDARD
CCM BASE AND STRIPE COLOR

STRIPING OPTIONS



ST000
NO STRIPE

ST100
1"

ST200
2"

ST300
3"

ST210
2"+ 1"

ST310
3"+ 1"

ST320
3"+ 2"

ST321
3"+ 2"+ 1"

STNYR **

STBOT
3/4" TOP +
1/2" LOWER

** LIMITED COLORS
AVAILABLE



PRO CUT NOT AVAILABLE
ON THE LEGS IN THESE 2 STYLES

PLAYER PANTS/SHELLS - MINIMUM - 15 PER ORDER
(3 UNIT PER SIZE WITH 1 SIZE ALLOWED UNDER 3 UNITS)

GOALIE SHELL - MINIMUM - 2 PER ORDER
(AS LONG AS PLAYER PANT/SHELL MINIMUM IS MET)

CUSTOM BAGS



BTPRO CUSTOM BAG

- PRO HEAVY DUTY WATER-RESISTANT TARPULIN
- REINFORCED WEBBED SIDE AND END HANDLES
- INTERNAL MESH ACCESSORY POCKET WITH ZIPPER
- SIZES:
30" L X 18" H X 15" W
32" L X 20" H X 15" W
42" L X 20" H X 20" W

PLAYER/ GOALIE BAG (BTPRO)

- 2 LOGOS - ONE ON EACH SIDE PANEL
- SIZE - 10" X 10" MAXIMUM



BSPPRO CUSTOM BAG

- PRO HEAVY DUTY WATER-RESISTANT TARPULIN
- OVERSIZED END POCKETS
- REINFORCED WEBBED STRAPS WITH ADJUSTABLE AND REMOVABLE SHOULDER STRAP
- SIZE:
24" L X 14" H X 14" W

SPORT BAG (BSPPRO24)

- 1 LOGO - SIDE PANEL ONLY (CCM ON OTHER SIDE)
- SIZE 10" X 10" MAXIMUM



EBTEAMBP CUSTOM BAG

- 600D RIPSTOP POLYESTER CONSTRUCTION
- SPACIOUS MAIN COMPARTMENT + ACCESSORY POCKETS
- PADDED LAPTOP SLEEVE
- PADDED STRAPS AND BACK
- SIZE:
13" W X 18.5" H X 7.5" D

BACKPACK (EBTEAMBP)

- 1 LOGO - FRONT POCKET PLACEMENT
- SIZE - 4" X 4" MAXIMUM

BASE COLORS



BLACK

NAVY

RED*

CHARCOAL*

* NOT AVAILABLE FOR EBTEAMBP

MINIMUMS

- BTPRO (PLAYER) - 15
- BSPPRO (SPORT) - 15
- BGPRO (GOALIE) - 2**
- BTMBP18 (BACKPACK) - 15

** MUST ORDER 15 PLAYER BAGS TO QUALIFY

LOGO OPTIONS

TWILL CREST



SCREEN PRINT



NO COLOR LIMITATIONS ON EITHER TWILL CREST OR SCREEN PRINT

STRAP COLORS

SELECT ANY COMBINATION OF THESE COLORS FOR BOTH YOUR 1" AND 2" WEBBING*

*NO STRAP COLOR OPTION ON THE EBTEAMBP

BLACK	WHITE	RED 186C	NAVY 282C	ROYAL 58 287C	PURE GOLD (VGK) 1255C
YELLOW 109C	ANTIQUÉ GOLD 4515C	SKY BLUE 292C	PHOENIX RED 202C	SILVER 429C	BEIGE 468C
DARK GREEN 3435C	KELLY GREEN 356C	SUN FLOWER 1235C	PURPLE 267C	ORANGE 166C	DARK ROYAL 08 281C
MAROON 490C	TEAL 315C*	CHARCOAL 431C			





R3FLEX
PROTECTION

NEST
TECH



NEW
HT920 / HT920C
TACKS 920 HELMET

SIZES	HAT SIZES
S	50 - 56 CM / 6 1/4 - 7
M	54 - 60 CM / 6 3/4 - 7 1/2
L	57 - 63 CM / 7 1/4 - 7 7/8

PROTECTION	R3FLEX PROTECTION + NEST TECH FOR ELITE LEVEL PLAYERS	3-in-1 full coverage multipurpose comfort liner with dynamic response to help manage all types of impacts: 1) High Energy impact shock absorption 2) Low Energy impact cushioning 3) Adapts & conforms to the shape of the head
COMFORT	AER-TEC VENTILATION + TOTALDRI	Strategically placed 3D printed NEST TECH lattice liner with built-in ventilation channels to guide fresh air throughout, along with R3FLEX Protection cushioned liner provide incredible comfort, while the cooling sweatband* wicks moisture away, helps manage sweat at the forehead and is removable & customizable for easy washing.
ADJUSTMENT	ADPTFIT 360 TOOL-FREE ADJUSTMENT SYSTEM	Wraps head length and width in one easy step at the back, with extended size range + occipital rear comfort cushion with smooth edge to lock helmet in place.

SHELL	STREAMLINED NEW SHELL WITH ENHANCED VENTING TO BRING COOL AIR IN & HELP GUIDE HEAT OUT	A pro-approved look to elevate your game and pass every mirror test, while keeping you looking & feeling fresh.
COLORS		<ul style="list-style-type: none"> REPLACEMENT SWEATBANDS also sold separately (ACCHTSWB - pkg of 2) PERSONALIZATION LOGO STICKERS (ACCHTSTA in various colors)

*Offered as a combo with FM580 (S-M-L) in Black

* Available as combo



NEST
TECH

D3O₂

I.Q.SHION DRI

HT720 / HT720C
TACKS 720 HELMET

SIZES	HAT SIZES
S	51 - 56 CM / 6 3/8 - 7
M	55 - 58.5 CM / 6 7/8 - 7 3/8
L	58 - 62 CM / 7 1/4 - 7 3/4

COMFORT	AER-TEC THERMOREGULATION SYSTEM WITH NEST TECH + I.Q.SHION DRI	Innovative AER-TEC VENTILATION SYSTEM powered by NEST TECH and channels allow max airflow and keep your head cool and comfortable. New and improved I.Q.SHION DRI will not retain extra sweat at the forehead.
PROTECTION	NESTTECH + D3O[®] + MULTI-DENSITY FOAM	Elite-level protection from combination of 3D printed NEST TECH in key areas plus rate sensitive D3O [®] Smart Material and quality foams to help distribute impact energy.
ADJUSTMENT	ACTIVE STABILIZER AND TOOL-FREE ADJUSTMENT SYSTEM	Self-adjusting occipital support cushion and an easy front-to-back side adjustment provide a customized snug fit that stays in place.

SHELL	OPTIMIZED AESTHETICS AND REINFORCED SIDE IMPACT FRAME	A pro-approved look with structure stiffness on the sides for added protection.
COLORS		

* Available as combo

*Offered as a combo with FM580 (S-M-L) in black



D3O₂

I.Q.SHION

HT310 / HT310C
TACKS 310 HELMET

SIZES	HAT SIZES
S	51 - 56 CM / 6 3/8 - 7
M	55 - 59 CM / 6 7/8 - 7 3/8
L	57 - 62 CM / 7 1/8 - 7 3/4

COMFORT / PROTECTION	I.Q.SHION FOAM COMFORT LINER WITH D3O[®]	High level of protection and offers a premium level of comfort and fit.
ADJUSTMENT	SINGLE TOOL-FREE ADJUSTMENT	Easy adjustment at the back of the helmet for a customized snug fit.

SHELL	DESIGNED TO MAXIMIZE PROTECTIVE CAPABILITIES	A pro-preferred look with geometry that helps absorb impacts.
COLORS		*Offered as a combo with FM680 (S-M-L) in black

* Available as combo

HELMET FIT HT920



LEGEND
OPTIMAL FIT
GOOD FIT
FAIR FIT

HT920	SMALL		MEDIUM		LARGE	
	CIRCUMFERENCE (CM)	HAT SIZES	CIRCUMFERENCE (CM)	HAT SIZES	CIRCUMFERENCE (CM)	HAT SIZES
	50.0 - 56.0	6 1/4 - 7	54.0 - 60.0	6 3/4 - 7 1/2	57.0 - 63.0	7 1/4 - 7 7/8
HEAD WIDTH (CM)	13.2 - 15.5		14.0 - 16.8		16 - 17.6	
HEAD LENGTH (CM)	16.8 - 19.8		18.5 - 21.8		20.1 - 22.5	

HELMET FIT HT720



LEGEND
OPTIMAL FIT
GOOD FIT
FAIR FIT

HT720	SMALL		MEDIUM		LARGE	
	CIRCUMFERENCE (CM)	HAT SIZES	CIRCUMFERENCE (CM)	HAT SIZES	CIRCUMFERENCE (CM)	HAT SIZES
	51.0 - 56.0	6 3/8 - 7	55.0 - 59.0	6 7/8 - 7 3/8	58.0 - 62.0	7 1/4 - 7 3/4
HEAD WIDTH (CM)	13.2 - 15.5		14.0 - 16.8		16 - 17.6	
HEAD LENGTH (CM)	16.8 - 19.8		18.5 - 21.8		20.1 - 22.5	

HELMET FIT HT310



LEGEND
OPTIMAL FIT
GOOD FIT
FAIR FIT

HT310	SMALL		MEDIUM		LARGE	
	CIRCUMFERENCE (CM)	HAT SIZES	CIRCUMFERENCE (CM)	HAT SIZES	CIRCUMFERENCE (CM)	HAT SIZES
	51.0 - 56.0	6 1/4 - 7	55.0 - 59.0	6 7/8 - 7 3/8	57.0 - 62.0	7 1/8 - 7 3/4
HEAD WIDTH (CM)	14.0 - 15.8		14.1 - 16.4		14.7 - 17.0	
HEAD LENGTH (CM)	17.7 - 20.1		18.7 - 22.0		18.8 - 22.5	



Protective sleeve included

**Visor portion can be easily replaced if damaged. Replacement visor sold separately (ACCHVR) See p. 75 for details.

FMHVR HVR HYBRID VISOR/FACEMASK

SIZES S/M, M/L \$
COLORS BLACK CHROME



CONSTRUCTION PERFECTLY BALANCED COMBINATION OF PREMIUM IMPACT RESISTANT POLYCARBONATE & OPTIMALLY POSITIONED THIN ALLOY BARS
Patent-pending design offers the best unobstructed field of vision in all game situations with the airflow benefits & protection of a cage, all in a modern look perfect for today's players.

DESIGN OPTIMIZED OPTICAL ACCURACY & BREATHABILITY

- Optimal Toric Lens to avoid distortion + strategically placed wires to reduce sight obstruction.
- Notched nose-cut visor design to allow maximum airflow + premium anti-fog treatment help reduce fogging during play.
- Premium anti-scratch treatment for durability & innovative visor replacement system (replacement visor sold separately ACCHVR).
- Well-balanced weight.

CHIN CUP MULTI DENSITY FOAM FLOATING CHIN CUP
Comfortable and snug fitting chin cup that keeps the protection where it should.

CERTIFICATION CSA, HECC, CE
Meets strict full face protection B1 certification requirements for use by a player of any age in hockey.

FACE MASK	HELMET	HT310			HT720			HT910			HT920			HTSPTXCU			HTSPTX				
		S	M	L	S	M	L	XS	S	M	L	S	M	L	S	M	L	S	M	L	
HVR	S/M	✓	✓		✓	✓			✓	✓	✓		✓	✓		✓	✓		✓	✓	
	M/L		✓	✓		✓	✓			✓	✓		✓	✓		✓	✓		✓	✓	



HELMET STORAGE BAG INCLUDED

FMFV1 FV1 FULL FACE VISOR

SIZES SR \$
JR \$



CONSTRUCTION IMPACT RESISTANT POLYCARBONATE WITH ANTI-FOG AND ANTI SCRATCH
High-quality material and finish offers a wide and unobstructed field of vision treated to resist fog build-up and scratches for extended durability on & off the ice.

DESIGN OPTIMAL VENT PLACEMENT
Modern vent design maximizes air flow for great breathability during play.

CHIN CUP MULTI DENSITY FOAM FLOATING CHIN CUP
Comfortable and snug fitting chin cup that keeps the protection where it should.

CERTIFICATION CSA, HECC, CE

FITLITE	HTFL3DS	HTFL90			TACKS	HT920 HT910			HT720 HT710			HT310			HT110		
		S	M	L		S	M	L	S	M	L	S	M	L	S	M	L
B2	FV1 JR	✓	✓	✓	B2	FV1 JR	✓	✓	✓	✓	✓	✓	✓	✓	✓	✓	✓
B1	FV1 SR	✓	✓	✓	B1	FV1 SR	✓	✓	✓	✓	✓	✓	✓	✓	✓	✓	✓

TACKS	HTSPTX	HTSPTXCU			BAUER	RE-AKT			RE-AKT 75			RE-AKT 150		
		S	M	L		S	M	L	S	M	L	S	M	L
B2	FV1 JR	✓		✓	B2	FV1 JR	✓		✓		✓			
B1	FV1 SR	✓	✓	✓	B1	FV1 SR	✓	✓	✓	✓	✓	✓	✓	✓



VR14 \$ VR14 STRAIGHT VISOR

CERTIFICATION CSA, HECC, CE
VISOR HEIGHT 96 MM / 3.8 IN
COLOR CLEAR



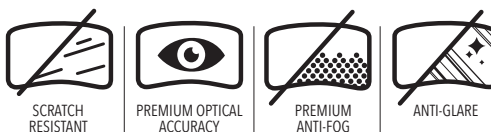
CONSTRUCTION IMPACT RESISTANT POLYCARBONATE WITH ANTI-FOG PROTECTION
High-quality material offers a clear field of vision to keep your eyes on the play.

DESIGN STRAIGHT CUT
Modern look.

ADJUSTMENT SCREWS + SPACERS
Include screws and spacers for a quick installation on your helmet.



VRPRO \$ VRPRO STRAIGHT SHORT VISOR



CERTIFICATION	CSA, HECC, CE
VISOR HEIGHT	88 MM / 3.5 IN
COLOR	CLEAR

CONSTRUCTION	IMPACT RESISTANT POLYCARBONATE WITH ANTI-FOG, ANTI-SCRATCH AND ANTI-GLARE PROTECTION	High-quality material and finish offers an unobstructed field of vision in a clear tint so your focus stays on the game.
DESIGN	OPTIMAL STRAIGHT CUT	Modern look with pro-inspired close to nose fit.
ADJUSTMENT	TIME-SAVING INSTALLATION SYSTEM	Pre-set with patent-pending ACCVRPRO user-friendly system (screws, spacers and dual T-nuts) to quickly and easily install on your helmet so you can get on the ice faster.
CUSTOMIZABLE	HELMET STORAGE BAG + SIDE LOGO STICKERS	Includes breathable bag to protect visor once it's on your helmet, and 7 pairs of different color side logo stickers to customize your look.



FM780 780 FACEMASK



SIZES	SR S, M, L \$
COLOR	BLACK, GUNMETAL, WHITE

WIRES	THIN FLAT WIRES	Protective design of thin alloy bars provides maximum visibility.
CHIN CUP	MULTI DENSITY FOAM CHIN CUP WITH D30® SMART MATERIAL	Designed to provide high levels of comfort, sweat management, and impact absorbing protection.



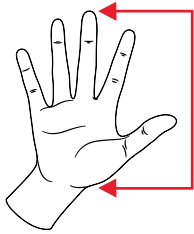
580 FACEMASK

SIZES	SR S, M, L \$
-------	---------------

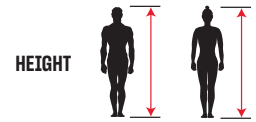
WHITE INTERIOR/ BLACK EXTERIOR FM580BKWH	SILVER FM580SL
CHROME BOOKING ONLY FM580CH	BLACK FM580BK WHITE FM580WH

WIRES	THIN ROUND WIRES	Protective design provides maximum visibility.
CHIN CUP	MULTI DENSITY FOAM CHIN CUP	Designed to provide high levels of comfort and protection.

GLOVES		YOUTH			JUNIOR			SENIOR				
		8"	9"	N/A	10"	11"	12"	13"	14"	15"	N/A	N/A
GENERAL	AGE	3-5	5-7	7-9	8-10	10-11	11-13	13+	14+	14+	14+	14+
	HEIGHT - CM	102-109	109-117	117-127	127-137	137-147	147-157	157-168	168-178	178-188	183+	183+
	HEIGHT - FT	3'4"-3'7"	3'7"-3'10"	3'10"-4'2"	4'2"-4'6"	4'6"-4'10"	4'10"-5'2"	5'2"-5'6"	5'6"-5'10"	5'10"-6'2"	6'0"+	6'0"+
GLOVES		8"	9"	N/A	10"	11"	12"	13"	14"	15"	N/A	N/A
	HAND LENGTH (CM)	10-13	11-14	N/A	12-15	13-16	14-17	16-19	18-21	20-24	N/A	N/A
	HAND LENGTH (IN)	4-5	4.5-5.5	N/A	4.5-6	5-6.5	5.5-6.5	6.5-7.5	7-8.5	8-9.5	N/A	N/A

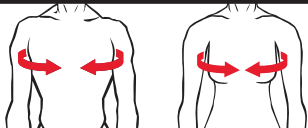


HAND LENGTH

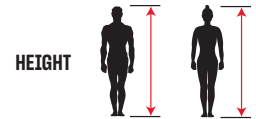


HEIGHT

SHOULDER PADS		YOUTH			JUNIOR			SENIOR				
		S	M	L	S	M	L	S	M	L	XL	XXL
GENERAL	AGE	3-5	5-7	7-9	8-10	10-11	11-13	13+	14+	14+	14+	14+
	HEIGHT - CM	102-109	109-117	117-127	127-137	137-147	147-157	157-168	168-178	178-188	183+	183+
	HEIGHT - FT	3'4"-3'7"	3'7"-3'10"	3'10"-4'2"	4'2"-4'6"	4'6"-4'10"	4'10"-5'2"	5'2"-5'6"	5'6"-5'10"	5'10"-6'2"	6'0"+	6'0"+
SHOULDER PADS		S	M	L	S	M	L	S	M	L	XL	XXL
	CHEST CIRC. (CM)	50-64	52-68	54-72	62-78	66-82	70-92	82-98	88-108	92-114	102-126	N/A
	CHEST CIRC. (IN)	19.5-25	20.5-27	21.5-28.5	24.5-30.5	26-32.5	27.5-36	32.5-38.5	34.5-42.5	36-45	40-49.5	N/A

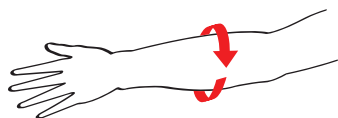


CHEST CIRCUMFERENCE

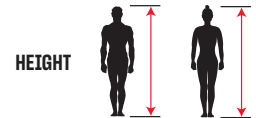


HEIGHT

ELBOW PADS		YOUTH			JUNIOR			SENIOR				
		S	M	L	S	M	L	S	M	L	XL	XXL
GENERAL	AGE	3-5	5-7	7-9	8-10	10-11	11-13	13+	14+	14+	14+	14+
	HEIGHT - CM	102-109	109-117	117-127	127-137	137-147	147-157	157-168	168-178	178-188	183+	183+
	HEIGHT - FT	3'4"-3'7"	3'7"-3'10"	3'10"-4'2"	4'2"-4'6"	4'6"-4'10"	4'10"-5'2"	5'2"-5'6"	5'6"-5'10"	5'10"-6'2"	6'0"+	6'0"+
ELBOW PADS		S	M	L	S	M	L	S	M	L	XL	XXL
	FOREARM CIRC. (CM)	9-16	10-17	11-18	13-20.5	15-22	16-24	20-25	24-28.5	27-32	30-34.5	N/A
	FOREARM CIRC. (IN)	3.5-6.5	4-6.5	4.5-7	5-8	6-8.5	6.5-9.5	8-10	9.5-11	10.5-12.5	12-13.5	N/A



FOREARM CIRCUMFERENCE

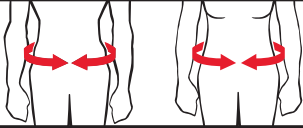


HEIGHT

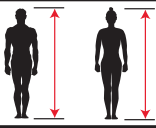
RECOMMENDATION IS TO BE AS CLOSE TO THE MIDDLE OF THE SIZE RANGE AS POSSIBLE.

SEE PAGE 18 FOR WOMEN SIZING CHART

TACKS PANTS		YOUTH			JUNIOR			SENIOR					
		S	M	L	S	M	L	S	S-LONG	M	L	XL	XXL
GENERAL	AGE	3-5	5-7	7-9	8-10	10-11	11-13	13+	13+	14+	14+	14+	14+
	HEIGHT - CM	102-109	109-117	117-127	127-137	137-147	147-157	157-168	168-178	168-178	178-188	183+	183+
	HEIGHT - FT	3'4" - 3'7"	3'7" - 3'10"	3'10" - 4'2"	4'2" - 4'6"	4'6" - 4'10"	4'10" - 5'2"	5'2" - 5'6"	5'6" - 5'10"	5'6" - 5'10"	5'10" - 6'2"	6'0"+	6'0"+
PANTS		S	M	L	S	M	L	S	S-LONG	M	L	XL	XXL
	WAIST CIRC. (CM)	51-55	53-57	56-60	58-64	62-72	69-81	76-86	76-86	79-89	86-99	95-107	107-120
	WAIST CIRC. (IN)	20-21.5	21-22.5	22-23.5	23-25	24.5-28.5	27-32	30-34	30-34	31-35	34-39	37.5-42	42-47
	US PANT SIZE	Y4-Y8	Y6-Y10	Y8-Y14	Y10-Y16	Y14-Y18	26-31	30-33	30-33	31-35	32-38	38-42	42-50

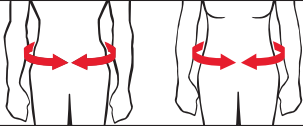


WAIST CIRCUMFERENCE

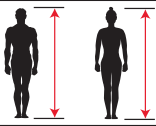


HEIGHT

JETSPEED / NEXT PANTS		YOUTH			JUNIOR			SENIOR					
		S	M	L	S	M	L	S	M	L	XL	XXL	
GENERAL	AGE	3-5	5-7	7-9	8-10	10-11	11-13	13+	14+	14+	14+	14+	
	HEIGHT - CM	102-109	109-117	117-127	127-137	137-147	147-157	157-168	168-178	178-188	183+	183+	
	HEIGHT - FT	3'4" - 3'7"	3'7" - 3'10"	3'10" - 4'2"	4'2" - 4'6"	4'6" - 4'10"	4'10" - 5'2"	5'2" - 5'6"	5'6" - 5'10"	5'10" - 6'2"	6'0"+	6'0"+	
PANTS		S	M	L	S	M	L	S	M	L	XL	XXL	
	WAIST CIRC. (CM)	51-55	53-57	56-60	58-64	62-72	69-81	76-86	79-89	86-99	95-107	107-120	
	WAIST CIRC. (IN)	20-21.5	21-22.5	22-23.5	23-25	24.5-28.5	27-32	30-34	31-35	34-39	37.5-42	42-47	
	US PANT SIZE	Y4-Y8	Y6-Y10	Y8-Y14	Y10-Y16	Y14-Y18	26-31	30-33	31-35	32-38	38-42	42-50	

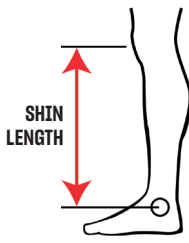


WAIST CIRCUMFERENCE

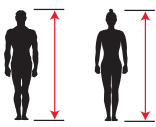


HEIGHT

SHIN GUARDS		YOUTH			JUNIOR			SENIOR					
		8"	9"	10"	11"	12"	13"	14"	15"	16"	17"	18"	
GENERAL	AGE	3-5	5-7	7-9	8-10	10-11	11-13	13+	14+	14+	14+	14+	
	HEIGHT - CM	102-109	109-117	117-127	127-137	137-147	147-157	157-168	168-178	178-188	183+	183+	
	HEIGHT - FT	3'4" - 3'7"	3'7" - 3'10"	3'10" - 4'2"	4'2" - 4'6"	4'6" - 4'10"	4'10" - 5'2"	5'2" - 5'6"	5'6" - 5'10"	5'10" - 6'2"	6'0"+	6'0"+	
SHIN GUARDS		8"	9"	10"	11"	12"	13"	14"	15"	16"	17"	18"	
	SHIN LENGTH (CM) - TONGUE OUT	22-25	25-27	27-30	30-33	33-36	36-40	40-43	43-47	47-50	50-53	53-57	
	SHIN LENGTH (IN) - TONGUE OUT	8.5-10	10-10.5	10.5-12	12-13	13-14	14-15.5	15.5-17	17-18.5	18.5-19.5	19.5-21	21-22.5	
	SHIN LENGTH (CM) - TONGUE IN	20-23	23-25	25-28	28-31	31-34	34-38	38-41	41-45	45-48	48-51	51-55	
	SHIN LENGTH (IN) - TONGUE IN	8-9	9-10	10-11	11-12	12-13.5	13.5-15	15-16	16-17.5	17.5-19	19-20	20-21.5	



SHIN LENGTH



HEIGHT

RECOMMENDATION IS TO BE AS CLOSE TO THE MIDDLE OF THE SIZE RANGE AS POSSIBLE.

GLOVES



NEW

HGFT8 JETSPEED FT8 GLOVES



SIZES SR 13", 14", 15" \$
JR 10", 11", 12" \$

NEW

HGFT880 JETSPEED FT880 GLOVES

SIZES SR 13", 14", 15" \$
JR 10", 11", 12" \$



HG4RP3 TACKS 4R PRO³ GLOVES

SIZES SR 13", 14", 15"

CONSTRUCTION

AER-TEC THERMOREGULATION SYSTEM + IMPROVED GAME READY COMFORT & MOBILITY FOR ELITE FEEL
AER-TEC powered system allows maximum breathability and airflow. Lightweight construction with a new back roll design that follows a perfectly anatomical shape, ideal for an elite or competitive level player.

CONSTRUCTION

GAME READY CONSTRUCTION FOR IMPROVED FIT/FEEL
Lightweight and incredibly durable, in an anatomical back roll design ideal for competitive play.

CONSTRUCTION

PRO-APPROVED POLYESTER + PU LEATHER
Maximized durability with a classic 4 roll backhand look in a looser fitting profile.

LINER

AER-TEC SUSPENSION SYSTEM MESH LINER TREATED WITH POLYGIENE + ODORCRUNCH™ AND INCREASED FINGERS & KNUCKLES COMFORT
Max ventilation and mesh lining for cooling and evaporation to help keep hands dry. Absorbs less sweat to stay light and provides instant & long-lasting comfort.

LINER

SOFT LAMINATED LINER WITH COMFORTABLE PU FOAM CUSHIONING
Soft feel from the start for increased comfort.

LINER

POLYGIENE® TREATED LINER
Soft, comfortable and treated with anti-microbial Polygiene® to help control odor-causing bacteria.

FINGERS

PREMIUM ZOTEFOAM® & HIGH DENSITY PE FOAM + PE INSERTS + IMPROVED COMFORT PU FOAM CUSHIONING
Lightweight construction yet high level protection and three-piece index for maximum dexterity.

FINGERS

COMPETITIVE FOAM PACKAGE WITH PE FOAM + PE INSERTS
Lightweight high quality protective foam and plastic inserts.

FINGERS / BACKHAND

DUAL DENSITY FOAM WITH PE INSERTS + D30® ZERO BACKHAND + SOFT COMFORT FOAMS
Pro-level protection and shock absorbency around the entire hand with added D30® Zero on the backhand. Our new soft foams make sure your glove is comfortable all game long.

BACKHAND

AER-TEC VENTILATION SYSTEM + PRO-LEVEL PE FOAM + HIGH DENSITY PE FOAM + PE INSERTS
Ventilation port on back of hand for optimal airflow along with elite-level protection.

BACKHAND

PE FOAM + PE INSERTS
Premium foam and inserts deliver lightweight, top-notch protection.

THUMB

PRO FLEXTHUMB - SR ONLY
Two-piece thumb delivers better mobility and an incredible grip on your stick.

THUMB

PRO FLEXTHUMB - FROM SIZE 11"
2-piece thumb delivers better mobility and an incredible grip on your stick with ventilated mesh in back of thumb for added airflow where you really feel it.

THUMB

IMPROVED PRO FLEXTHUMB - FROM SIZE 11"
Increased mobility for a better grip.

PALM

SENSALAST PALM WITH SENSALAST REINFORCEMENT
Seamless palm-to-cuff transition inside & out for ultimate comfort, combined with a pro-feel palm providing an optimal interaction with your stick.

PALM

SENSALAST PALM + REINFORCEMENT WITH EMBOSSED TEXTURE + TREATED WITH POLYGIENE & ODORCRUNCH™ Soft feel seamless palm-to-cuff transition inside & out, combined with a pro-feel palm allowing ultimate stickhandling with high-caliber durability and grip.

PALM

SENSALAST PALM + REINFORCEMENT
Incredible feel and enhanced durability.

CUFF

MAX FLEX CUFF
Our flexible cuff allows players to properly load their stick and get the most out of their gloves.

CUFF

SHORT PRE-ANGLED OPEN CUFF
Enhanced range of wrist movements and protection.

CUFF

SHORT PRE-ANGLED ONE-PIECE OPEN CUFF
Unrestricted wrist movement, plus augmented flexibility and protection.

OTHER

POLYGIENE + ODOR CRUNCH TREATED SUBLIMATED LINER
Superior quality liner that feels great and helps you stay dry with enhanced antibacterial and odor fighting treatments to help keep your gloves feeling fresh.

COLORS



Booking only

COLORS



Booking only

COLORS





HGXF TACKS XF GLOVES

SIZES SR 13", 14", 15"
JR 10", 11", 12"

CONSTRUCTION MAX PROTECTION ASD (ANATOMICAL SHIELD DESIGN) WITH PRO APPROVED POLYESTER + PU LEATHER
Elite-level protection in a highly mobile and roomy design to keep your hands comfortable and ready for whatever the game brings.

LINER POLYGIENE ODORCRUNCH™ TREATED LINERS AND COMFORT FOAMS
Soft and comfortable foam with enhanced antibacterial and odor fighting treatments to help keep your gloves feeling fresh.

FINGERS PROTECTIVE FOAM WITH PE-INSERT + LYCRA MESH FINGER GUSSETS
Great comfort and protection, these fingers allow for optimal freedom of movement.

BACKHAND INTEGRATED IMPACT PROTECTION PLATE WITH D30® ZERO + VENTILATION PORT ON BACKHAND
Pro-level impact protection with D30® Zero to help protect against the hardest of shots and ventilation port to enhance airflow throughout the glove.

THUMB PRO FLEXTUMB - FROM SIZE 11"
2-piece flexible thumb delivers better mobility and an incredible grip on your stick.

PALM SENSALAST PALM + REINFORCEMENT + TREATED WITH POLYGIENE ODORCRUNCH™
Pro-feel palm allowing ultimate stickhandling with high-caliber durability and grip.

CUFF FLEXMOTION CUFF
Allows for unrestricted wrist movements, flexibility and protection plus breathable protection.



HGXF80 TACKS XF 80 GLOVES

SIZES SR 13", 14", 15"
JR 10", 11", 12"

CONSTRUCTION ASD (ANATOMICAL SHIELD DESIGN) WITH LIGHTWEIGHT POLYESTER
Competitive-level construction with high quality materials and great mobility built in.

LINER LAMINATED LINER WITH PU FOAM CUSHIONING
Soft and comfortable game-ready feel.

FINGERS DUAL-DENSITY FOAM WITH PE INSERTS + 3 PIECE INDEX
Top caliber protection with construction that allows for enhanced freedom of movement and dexterity.

BACKHAND INTEGRATED IMPACT PROTECTION PLATE
Competitive-level impact protection in a pro-inspired look.

THUMB PRO FLEXTUMB - FROM SIZE 11"
Increased mobility for a better grip.

PALM SUBLIMATED BASE PALM WITH REINFORCEMENT
Soft feel and enhanced durability.

CUFF FLEXMOTION CUFF
Allows for unrestricted wrist movements, flexibility and protection plus breathable protection.



HG95T HG95T GLOVES

SIZES SR 13", 14", 15"
JR 10", 11", 12"

CONSTRUCTION MAX PROTECTION ASD (ANATOMICAL SHIELD DESIGN) GLOVES WITH PRO-APPROVED POLYESTER FOR AN ELITE-LEVEL PROTECTION, BASED ON THE NEW 2022 RETAIL MODEL HG AS-V

FIT ROOMY YET ANATOMICAL FIT PROVIDES GREAT RANGE OF MOTION AND GAME-READY FEEL

FINGERS DUAL-DENSITY FOAM WITH PE INSERTS AND 3-PIECE INDEX FOR OPTIMAL DEXTERITY

BACKHAND INTEGRATED PRO-STYLE IMPACT PROTECTION PLATE WITH D30® SMART MATERIAL

CUFF FLEXMOTION SEGMENTED OPEN CUFF PROVIDES INCREASED MOBILITY FOR QUICK HANDS

PALM NEW AX SUEDE BASE FOR INSTANT AND LONG-TERM COMFORT + REINFORCEMENT FOR ADDED DURABILITY

LINER RICH SUBLIMATED LINING INSIDE CUFF WITH POLYGIENE + ODOR CRUNCH DUAL ANTIBACTERIAL TREATMENTS, ALSO APPLIED TO SOFT BACKHAND LINER

THUMB PRO FLEX THUMB (FROM 11") FOR ADDED MOBILITY AND A GREAT GRIP ON YOUR STICK, WITH LARGER AREA FOR CUSTOM EMBROIDERY





NEW

HPJTS PRO JETSPEED PRO PANTS



SIZES	SR	S, M, L, XL	\$
	JR	M, L	\$

NEW

HPJTS+ JETSPEED+ PANTS



SIZES	SR	S, M, L, XL	\$
	JR	S, M, L	\$

CONSTRUCTION **AER-TEC THERMOREGULATION SYSTEM**
AER-TEC thermoregulation system with maximized air intake in shell and belly pad and air channels for maximum breathability. Tapered profile for a connected feel, in a reduced weight yet durable and flexible design, ideal for a fast-moving elite player.

CONSTRUCTION **AER-TEC THERMOREGULATION SYSTEM**
AER-TEC thermoregulation system with maximized air intake in shell and belly pad for maximum breathability. Tapered profile for a connected feel, in a reduced weight yet durable and flexible design, perfect for a nimble competitive team player.

ADJUSTMENT **EASY FIT ENTRY WITH BUILT-IN INTERNAL ANTI-TWIST BELT SYSTEM + 1" ZIPPER**
Wide front opening with stretchy functional panels for a seamless adjustment and vast range of movement. Features an integrated durable belt that will not twist and hidden +1" length-adjusting zipper that allows for a custom comfort fit that stays put.

ADJUSTMENT **EASY FIT ENTRY WITH BUILT-IN INTERNAL BELT SYSTEM + 1" ZIPPER**
Wide front opening with stretchy functional panels for a seamless adjustment and vast range of movement. Features an integrated durable belt and hidden +1" length-adjusting zipper for a custom fit and optimized comfort.

LINER **DRYFOAM TECHNOLOGY WITH SOFT LAMINATED WATER REPELLENT LINING**
Premium sublimated liner absorbs less sweat so you can stay dry and keep your equipment lightweight.

LINER **DRYFOAM TECHNOLOGY WITH SOFT LAMINATED WATER REPELLENT LINING**
Premium sublimated liner absorbs less sweat so you can stay dry and keep your equipment lightweight.

HIP / KIDNEY **MOLDED PE CAPS WITH VENTED FOAM BASE + AER-TEC VENTILATION SYSTEM + ANATOMICAL KIDNEY BREAK**
FLOFOAM pads form channels on inside of hip pads with a kidney contour design for maximum comfort and pro level protection. Added AER-TEC ventilation system to help keep you cool and dry.

HIP / KIDNEY **MOLDED PE CAPS + ANATOMICAL KIDNEY BREAK**
Elite-level impact protection with an anatomical kidney contour design for maximum comfort.

BACK PROTECTION **FLOATING SPINE PROTECTOR + INJECTION MOLDED HYBRID SPINE SHIELD WITH HD FOAM AND VENTILATION PORTS + VENTED TAILBONE PAD**
Pro-level spine protection with added ventilation exhaust system for superior breathability with segmented tailbone pad for pro-level mobility.

BACK PROTECTION **FLOATING SPINE PROTECTOR + INJECTION MOLDED HYBRID SPINE SHIELD + VENTILATED TAILBONE PAD**
Elite-level spine protection with added ventilation exhaust system for breathability + segmented tailbone pad for pro-level mobility.

THIGH GUARDS **LIGHTWEIGHT HD FOAM THIGH GUARDS + LEG ZIPPER**
Lightweight pro-level protection with floating thigh guards allowing custom embroidery, plus inner leg zipper to widen as needed.

THIGH GUARDS **LIGHTWEIGHT FOAM + MOLDED PE PLASTIC + LEG ZIPPER**
High-level protection with floating thigh guards + plus inner leg zipper to widen as needed.

SHELL **400D NYLON + 400D TEXTURED NYLON SIDE PANEL REINFORCEMENT + POLYESTER REAR PANEL + PRO CUT LEGS + VENTILATED AIR INTAKE & EXHAUST SYSTEM**
Made of premium Nylon reinforced in all the important areas, with a pro cut -1" length in back of the legs and repositioned inner leg zipper to reduce friction during cross-overs, plus a max airflow construction.

SHELL **400D NYLON + 400D TEXTURED NYLON SIDE PANEL REINFORCEMENT + POLYESTER REAR PANEL + PRO CUT LEGS + VENTILATED AIR INTAKE & EXHAUST SYSTEM**
Made of premium Nylon reinforced in all the important areas, with a pro cut -1" length in back of the legs and repositioned inner leg zipper to reduce friction during cross-overs, for overall improved durability and airflow.

COLORS



BLACK NAVY RED BKBK
Booking only

COLORS



BLACK NAVY RED



HPXF TACKS XF PANTS

SIZES SR S, S-L, M, L, XL
JR S, M, L



CONSTRUCTION **MAX COVERAGE ASD (ANATOMICAL SHIELD DESIGN) FLEXMOTION WRAPAROUND PROTECTION**
Engineered to offer an elite level of protection and comfort all in a classic fit.

ADJUSTMENT **INTERNAL BELT + STABILIZED BELLY PAD + 1" ZIPPER**
Adjustable built-in belt locks in place during play, ventilated belly pad offers more airflow and stays where it should. The practical hidden +1 length extension is great for growth spurts or taller players.

KIDNEY **MOLDED PE CAPS + SUBLIMATED COMFORT LINER**
Premium sublimated liner for comfort and pro-level protection in the caps helps you stay protected and comfortable on the ice.

HIP **JDP HIP CAPS WITH D30® ZERO**
Elite-level JDP hip cap reinforced with D30® Zero disperses impact force away from hip joint while the unique segmented Flexmotion hip pad design increases mobility.

BACK PROTECTION **EXPOSED FOAM SPINE WITH D30® + SEAMLESS TRANSITION TO TAILPAD + FOAM INSERT**
Pro-level spine protection with added ventilation exhaust system for superior breathability with segmented tailbone pad for pro-level mobility.

THIGH GUARDS **FLOATING MOLDED PE PLASTIC + PE FOAM**
Elite-level protection with a floating thigh guard allowing for custom embroidery.

SHELL **PREMIUM 400D NYLON WITH HIGH ABRASION RESISTANT SIDE PANEL**
Made of premium Nylon reinforced in all the important areas for overall better durability.

COLORS



BLACK NAVY



HPAS580 TACKS AS 580 PANTS

SIZES SR S, S-L, M, L, XL, 2XL
JR S, M, L

CONSTRUCTION **MAX COVERAGE ASD (ANATOMICAL SHIELD DESIGN)**
New ASD construction is engineered to offer the highest quality protection.

ADJUSTMENT **INTERNAL BELT + 1" ZIPPER**
The inner belt allows you to find your perfect fit and keep the pants in place during play while an extra 1" extension means these pants can grow with the player.

KIDNEY **MOLDED PE CAP + SUBLIMATED COMFORT LINER**
Trustworthy impact protection with maximum comfort.

HIP **JDP HIP CAPS**
Elite-level hip cap disperses impact force away from hip joint.

BACK PROTECTION **EXPOSED FOAM SPINE + SEAMLESS TRANSITION TO TAILPAD**
Competitive-level spine protection and enhanced comfort tailpad that flows into the pants seamlessly.

THIGH GUARDS **FLOATING MOLDED PE PLASTIC CAP + PE FOAM**
Reliable protection with a floating thigh guard so pant legs can be custom embroidered.

SHELL **PREMIUM 400D NYLON WITH HIGH ABRASION RESISTANT SIDE PANELS + INNER LEG ZIPPER**
Premium Nylon for maximum durability.

COLORS



BLACK NAVY RED ROYAL
SR - 2XL ONLY OFFERED IN BLACK ONLY AVAILABLE IN S-M-L



HP95T TACKS 95T TEAM PANTS

SIZES SR S, S-L, M, L, XL, 2XL
JR S, M, L



CONSTRUCTION **KEEPING THE POPULAR FEATURES OF THE PREVIOUS CUSTOM PANTS MODEL HP65C WITH SOME UPDATED FEATURES**

ADJUSTMENT **INTERNAL BELT WITH WRAPAROUND LOWER BACK PROTECTION + 1" LENGTH ADJUSTMENT ZIPPER**

KIDNEY **MOLDED PE CAP + SUBLIMATED COMFORT LINER + EMBROIDERED CCM LOGO**

HIP **JDP HIP CAPS HELP DISTRIBUTE IMPACT ENERGY AWAY FROM THE JOINTS**

BACK PROTECTION **REDESIGNED HD FLOATING SPINE GUARD + D30® SMART MATERIAL IMPACT PROTECTION**

THIGH GUARDS **MOLDED PE PLASTIC CAP + PE FOAM FOR ELITE-LEVEL PROTECTION**

SHELL **PREMIUM 400D NYLON WITH HIGH ABRASION RESISTANT SIDE PANELS + INNER LEG ZIPPER + STRETCH PANELS WHERE NEEDED TO HELP MOBILITY**

COLORS



DARK GREEN MAROON RED ROYAL



PGJS JETSPEED GIRDLE

SIZES SR S, M, L, XL
JR M, L

CONSTRUCTION	PRO 400D NYLON WITH SIDE PANEL REINFORCEMENT	Sublimated liner with Dry Foam technology to keep the product lightweight.
ADJUSTMENT	ADJUSTABLE THIGH GUARD (LENGTH / WIDTH)	Easily customizable fit for an excellent level of comfort.
HIP / THIGH	PE MOLDED CAP + MID-DENSITY FOAM	Pro-level lightweight impact protection, plus JDP hip caps to disperse impact force away from the hip joint.
BACK PROTECTION	INJECTION-MOLDED HYBRID SPINE SHIELD WITH D30® AND HD FOAM	Pro-level impact protection in the lower back with a segmented tailbone pad that molds to your body.

COMPATIBLE WITH PPJS SHELL. **SOLD SEPARATELY**



PPJS JETSPEED GIRDLE SHELL

SIZES SR S, M, L, XL
JR M, L

CONSTRUCTION	PRO 400D NYLON WITH SIDE PANEL REINFORCEMENT	Reduced weight, optimized durability plus mesh panels for breathability and stretch panels for great mobility.
ADJUSTMENT	HIDDEN 1" ZIPPER + ADJUSTABLE LENGTH & INSIDE LEG ZIPPER	For a customizable fit.
PROTECTION	PADDED KIDNEY BELT OVER INTERNAL BELT	Low-profile belt for added protection and comfort.
COLORS	BLACK, NAVY	

OPTIMIZED FIT OVER PGJS GIRDLE WITH ATTACHMENTS TO SECURE IN PLACE FOR A SEAMLESS PRO LOOK




PP25 / PP25G • PP25T / PP25GT PANT SHELL

SIZES * SR S, M, L, XL, 2XL
* JR S, M, L
** GOALIE S/M, L/XL

CONSTRUCTION	PRO 400D + REINFORCEMENT	High quality material made with more stretch for durability, comfort and mobility
ADJUSTMENT	ADJUSTABLE LENGTH	For a customizable fit that will cover even the + 1" extended pants

COLORS

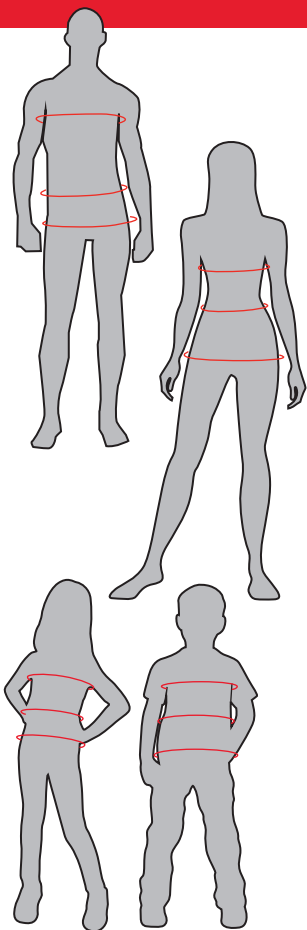


PP25 & PP25G ONLY OFFERED IN THESE COLORS

* FITS OVER MOST HOCKEY PANTS

** FITS OVER MOST HOCKEY GOALIE PANTS

FOR HPFTW24
SUGGEST TO SIZE DOWN 1 SIZE IN PP25
OR ORDER CUSTOM PP25WC IN SAME SIZE AS PANTS



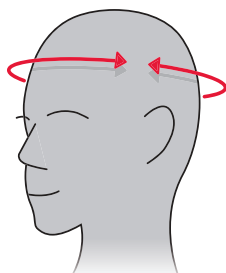
APPAREL - MEN BODY MEASUREMENTS (measurements shown are in inches)							
ALPHA SIZE	XS	S	M	L	XL	2XL	3XL
CHEST CIRCUMFERENCE	33-35	36-38	39-41	42-44	45-48	49-52	53-58
WAIST CIRCUMFERENCE	26-28	29-31	32-34	35-38	39-43	44-48	49-53
HIPS CIRCUMFERENCE	32-34	35-37	38-40	41-44	45-48	48-52	52-56

NUMERIC SIZE	28	30	32	34	36	38	40
WAIST CIRCUMFERENCE	29.5	31.5	33.5	35.5	37.5	39.5	41.5

APPAREL - WOMEN BODY MEASUREMENTS (measurements shown are in inches)					
ALPHA SIZE	XS	S	M	L	XL
CHEST CIRCUMFERENCE	30-32	33-35	36-38	39-41	42-44
WAIST CIRCUMFERENCE	23-25	26-28	29-31	32-34	35-38
HIPS CIRCUMFERENCE	33-35	36-38	39-41	42-44	45-48

APPAREL - YOUTH BODY MEASUREMENTS (measurements shown are in inches)						
AGE GROUP / SIZE	3-5 / 2XS / 110	5-7 / XS / 120	7-9 / S / 130	9-11 / M / 140	11-13 / L / 150	13-15 / XL / 160
CHEST CIRCUMFERENCE	24-25	25-26	26-27	27-29	29-31	31-34
WAIST CIRCUMFERENCE	22-23	23-24	24-25	25-27	27-28.5	28.5-30
HIPS CIRCUMFERENCE	25-26	26-27	27-28.5	28.5-31	31-32.5	32.5-34

MEASUREMENT FOR ADULT HEADWEAR				
INCHES	CM	HAT SIZE		
		FITTED	FLEX	ADJUSTABLE
20 1/8	51.1	6 3/8	YOUTH	ONE SIZE YT (OSFA)
20 1/2	52	6 1/2		
20 7/8	53	6 5/8		
21 1/4	53.9	6 3/4		
21 5/8	54.9	6 7/8		
22	55.9	7	S/M	ONE SIZE AD (OSFA)
22 3/8	56.8	7 1/8		
22 3/4	57.8	7 1/4		
22 1/2	58.7	7 3/8	L/XL	
23 1/2	59.7	7 1/2		
23 7/8	60.6	7 5/8		
24 1/4	61.6	7 3/4	XL/XXL	
24 5/8	62.5	7 7/8		
25	63.5	8 1/4		



Body sizing: Size specifications are based on body sizing measurements. Use this size chart as a guideline when ordering, allow enough room for ease of movement. Sleeve Length: Measure from the center back of the neck, over the point of shoulder and down the outer side of the arm to the wrist bone. Chest: Measure just under the arms. Waist: Loosely measure the narrowest circumference of the waist. Size charts are for reference only. Fit may vary depending on the construction and materials.

APPAREL FEATURES



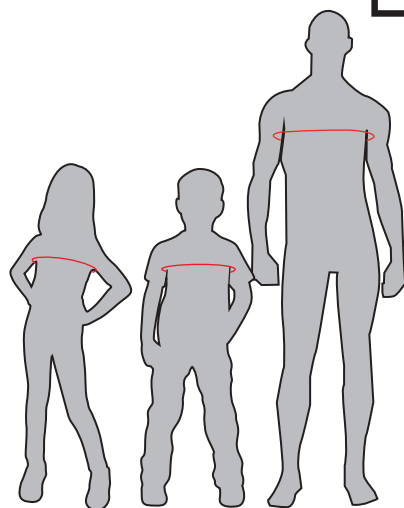
Put sweat in it's place Tactical Dry wicks moisture away from your skin, helping you stay drier and comfortable.



Your body is an amazing heat source Tactical Degree traps body heat and sweat escape.



Stay cool and comfortable Tactical Cool uses ventilation, moisture management and fabric construction to help aid the release of heat.



GAMEWEAR - SR BODY MEASUREMENTS (measurements shown are in inches)									
ALPHA SIZE	XX2	XS	S	M	L	XL	2XL	3XL	
CHEST CIRCUMFERENCE	31-32	33-35	36-38	39-41	42-44	45-48	49-52	53-58	
PLAYER JERSEY SIZE	S	S	S	M	L	XL	2XL	2XL	
GOALIE JERSEY SIZE	JR	JR	INT	INT	SR	SR	SR	SR	

GAMEWEAR - YOUTH BODY MEASUREMENTS (measurements shown are in inches)						
AGE GROUP / SIZE	3-5 / XXS	5-7 / XS	7-9 / S	9-11 / M	11-13 / L	13-15 / XL
CHEST CIRCUMFERENCE	24-25	25-26	26-27	27-29	29-31	31-34
PLAYER JERSEY SIZE	XS	XS	S/M	S/M	L/XL	L/XL
GOALIE JERSEY SIZE	JR	JR	JR	JR	JR	JR

NEW



(YEAR 1 OF 3)
JRS5TD / YT JRS5D
LIGHTWEIGHT
RINK SUIT JACKET

Body: Our rink suit jacket is built with great features and benefits such as a new breathable fabric that offers a 4-way stretch, reduced noise friction and AER-TEC technology. Features include zippered side pockets, elasticated hem and cuffs for comfort. Strategic placement of interior zippers that allow access for customization.

Inside: Easy access for embellishment, pocket at the bottom and an ID label for easy identification.

FIT	REGULAR		
SIZES	AD	S - 3XL	\$
	YT	2XS - XL	\$

LOGO	Strategically positioned embroidered CCM logo provides front left side of the wearer and top back embellishment zones.		
CONTENT	100% Polyester (30D Double knit+Film+50D knit)		
COLORS	Black (12), Team Royal (6C)	True Navy (T9), Charcoal (19)	Red (05)

NEW



(YEAR 1 OF 3)
PRS5TA / YT PRS5A
LIGHTWEIGHT
RINK SUIT PANT

Body: Our rink suit pant is built with great features and benefits such as a new breathable fabric that offers a 4-way stretch, reduced noise friction and AER-TEC technology. Features an adjustable waistband with drawcord, zippered pockets and bottom side zippers.

Inside: CCM clear gel grip elastic at waist and bottom, mesh lining and ID label for easy identification.

FIT	REGULAR		
SIZES	AD	S - 3XL	\$
	YT	2XS - XL	\$

LOGO	Strategically positioned embroidered CCM logo		
CONTENT	100% Polyester (30D Double knit+Film+50D knit)		
COLORS	Black (12), Team Royal (6C)	True Navy (T9), Charcoal (19)	Red (05)

NEW



(YEAR 1 OF 3)
JRM5TA / YT JRM5A
MID-WEIGHT
JACKET

Body: New 4-way stretch fabric that offers comfort, warmth, reduced noise friction, AER-TEC technology. Features zippered side pockets, easy access at back for embellishments.

Inside: Polar fleece lining inside collar and body for added warmth, inner drop-in pocket, ID label for easy identification.

FIT	REGULAR		
SIZES	AD	S - 3XL	\$
	YT	2XS - XL	\$

LOGO	Strategically positioned embroidered CCM logo		
CONTENT	100% Polyester (30D Double knit+Film+50D knit). 100% Polyester Microfleece lining.		
COLORS	Black (12),	True Navy (T9),	Charcoal (19)

NEW



(YEAR 1 OF 3)
JPK5TA / YT JPK5A
TEAM WINTER
JACKET

Body: A winter jacket great for players and coaches that is durable and ready for whatever winter throws your way. Includes a YKK zipper, reflective logos on the hood and chest, comfortable ribbed cuffs. This jacket will keep you warm and dry during the cold winter months.

Inside: Fully lined interior with Thinsulate insulation at hood, body and sleeves.

FIT	REGULAR		
SIZES	ADULT UNISEX FIT	S - 3XL	\$
	YT	2XS - XL	\$

LOGO	Strategically positioned reflective CCM logos at hood and chest		
CONTENT	92% Nylon 8% Elastane		
COLORS	Black (12),	True Navy (T9),	Charcoal (19)



12
BLACK



T9
TRUE
NAVY

NEW
(YEAR 1 OF 3)
**VQT5TA
TEAM
QUILTED VEST**

BODY/
INSIDE

Body: On the rink or on the road this versatile vest is a cold weather must have, great for layering, it's light and warm. Features a CCM embroidered logo on the chest and YKK zippers at the pockets and center zip.

Inside: Fully lined with Thinsulate

FIT	REGULAR		
SIZES	AD	S - 2XL	\$

LOGO Strategically positioned embroidered CCM logo

CONTENT 100% Polyester Ripstop, DWR (Durable Water Repellent) Coating

COLORS Black (12), True Navy (T9)



12
BLACK



T9
TRUE
NAVY



19
CHARCOAL

(YEAR 2 OF 3)
**JQT4TC / YT JQT4TC
TEAM QUILTED
WINTER JACKET**

BODY/
INSIDE

Body: The new Team Quilted Winter Jacket features multiple easy access embellishment entries. Additional details include zippered pockets and packable hood design. The jacket can be packed inside the provided bag and acts like a pillow.

Inside: 200gsm Thinsulate insulation. The jacket features a cellphone pocket on the left side of the wearer. Lining is printed with the iconic CCM logo.

FIT	REGULAR		
SIZES	AD	S - 3XL	\$
	YT	2XS - XL	\$

LOGO Strategically positioned embroidered CCM logo provides full front and back embellishment zones.

CONTENT 100% Polyester Ripstop, 65GSM, DWR (Durable Water Repellent) Coating. Thinsulate insulation.

COLORS Black (12), True Navy (T9), Charcoal (19)



12
BLACK



19
CHARCOAL

(YEAR 3 OF 3)
**J5321 / YT J5321
QUILTED
JACKET**

BODY/
INSIDE

Body: Features zippered side pockets, collar and sleeves in stretch tech fleece, elasticated cuffs, drop tail. The jacket is made from 100% recycled fabric and trims.

Inside: 100gsm insulation (body).

FIT	REGULAR		
SIZES	AD	S - 3XL	\$
	YT	2XS - XL	\$

LOGO Strategically positioned embroidered CCM logo provides full front and back embellishment zones.

CONTENT Body: 100% recycled Polyester taffeta ultrasonic bonding, 160GSM polyfill, 190GSM, 3000MM WR Sleeve: 90POLY/10elastane recycled tech fleece, moisture wicking, 255GSM

COLORS Black (12), Charcoal (19)



12
BLACK



T9
TRUE
NAVY



4B
DARK GREY
HEATHER



05
RED

(YEAR 2 OF 3)
**FHO4TA
TEAM FLEECE
HOOD**

BODY/
INSIDE


Classic laced hoodie. Updated for easy post-embellishments.

FIT	REGULAR		
SIZES	AD	XS - 2XL	\$
	YT	S - XL	\$

LOGO CCM embroidery

CONTENT Solid colors: 70% cotton, 30% Polyester Dark heather grey: 50% cotton, 50% Polyester

COLORS Black (12), True navy (T9), Dark heather grey (4B), Red (05)



12
BLACK



T9
TRUE
NAVY



4B
DARK GREY
HEATHER

BOOKING ONLY

(YEAR 3 OF 3)

FHO3TA

**PREMIUM TECH FLEECE
PULLOVER HOODIE**

BODY /
INSIDE

Our premium pullover tech fleece combines a lightweight insulator with a premium look and construction built to travel on and off the bus to the rink and gym featuring front pockets and brushed jersey lined hood.

FIT	REGULAR		
SIZES	AD	XS - 2XL	\$
	YT	XS - XL	\$

LOGO CCM embroidery

CONTENT 84% Polyester/12% Rayon/4% elastane 300GSM

COLORS Black (12), True Navy (T9), Dark Heather Grey (4B)



4B
DARK GREY
HEATHER



T9
TRUE
NAVY



12
BLACK

BOOKING ONLY

(YEAR 3 OF 3)

FQZ2TB

**PREMIUM TECH FLEECE
1/4 ZIP HOODIE**

BODY /
INSIDE

Premium 1/4 zip tech fleece combines a lightweight insulator with a premium look and construction built to travel on and off the bus to the rink and gym featuring front pockets and brushed jersey lined hood.

FIT	REGULAR		
SIZES	AD	XS - 2XL	\$
	YT	XS - XL	\$

LOGO CCM embroidery

CONTENT 84% Polyester/12% Rayon/4% elastane 300GSM

COLORS Black (12), True Navy (T9), Dark Heather Grey (4B)



12
BLACK



T9
TRUE
NAVY



4B
DARK GREY
HEATHER

BOOKING ONLY

(YEAR 3 OF 3)

FFZ2TA

**PREMIUM TECH FLEECE
FULL ZIP HOODIE**

BODY /
INSIDE

Premium full zip tech fleece combines a lightweight insulator with a premium look and construction combines a breathable soft feel with a modern design built to travel on and off the bus to the rink and gym featuring zippered pockets and brushed jersey lined hood.

FIT	REGULAR		
SIZES	AD	XS - 2XL	\$
	YT	XS - XL	\$

LOGO CCM embroidery

CONTENT 84% Polyester/12% Rayon/4% elastane 300GSM

COLORS Black (12), True Navy (T9), Dark Heather Grey (4B)



12
BLACK



T9
TRUE
NAVY



4B
DARK GREY
HEATHER

BOOKING ONLY

(YEAR 3 OF 3)

FCR2TB

**PREMIUM TECH
FLEECE CREW**

BODY /
INSIDE

Premium tech fleece crew combines a lightweight insulator with a premium look and construction built to travel on and off the bus to the rink and gym.

FIT	REGULAR		
SIZES	AD	XS - 2XL	\$
	YT	S - XL	\$

LOGO CCM embroidery

CONTENT 84% Polyester/12% Rayon/4% elastane 300GSM

COLORS Black (12), True Navy (T9), Dark Heather Grey (4B)



4B
DARK GREY
HEATHER



T9
TRUE
NAVY

12
BLACK

(YEAR 3 OF 3)


**PCP3TA
PREMIUM TECH FLEECE
CUFFED JOGGER**

BODY/
INSIDE

All new premium tech fleece cuffed jogger combines a lightweight insulator with a premium look and construction built to travel on and off the bus to the rink and gym, featuring zippered side pockets with a silicone dipped waistband drawstring

FIT	SLIM		
	AD	XS - 2XL	\$
SIZES	YT		
	XS - XL	\$	

LOGO	CCM embroidery
CONTENT	84% Polyester/12% Rayon/4% elastane 300GSM
COLORS	Black (12), True Navy (T9), Dark Heather Grey (4B)



12
BLACK



T9
TRUE
NAVY

4B
DARK GREY
HEATHER

(YEAR 3 OF 3)


**FHO2TB
TEAM FLEECE
PULLOVER HOODIE**

BODY/
INSIDE

Your go-to favorite team fleece hoodie for every day. Soft cotton blend with a jersey lined hood featuring cross over front styling and drawcord. Stylized front pockets and fitted rib knit cuffs and bottom hem.

FIT	REGULAR		
	AD	XS - 2XL	\$
SIZES	YT		
	XS - XL	\$	

LOGO	CCM embroidery
CONTENT	Solid Colors: 70% cotton / 30% poly Heather Grey: 50% cotton / 50% poly
COLORS	Black (12), True Navy (T9), Dark Heather Grey (4B)



12
BLACK



T9
TRUE
NAVY

4B
DARK GREY
HEATHER

(YEAR 3 OF 3)

**PFP2TA
TEAM FLEECE
CUFFED JOGGER**

BODY/
INSIDE

These cuffed joggers feature open side pockets, with an outer self-fabric and inner CCM jacquard elastic waistband with drawcord.

FIT	REGULAR		
	AD	XS - 2XL	\$
SIZES	YT		
	XS - XL	\$	

LOGO	CCM embroidery
CONTENT	Content: Solid Colors :70% cotton / 30% poly Heather Grey : 50% cotton / 50% poly
COLORS	Black (12), True Navy (T9), Dark Heather Grey (4B)



12
BLACK



T9
TRUE
NAVY

05
RED

NEW

(YEAR 1 OF 3)

**TSS5TA
TEAM LIGHTWEIGHT
TRAINING TEE**

BODY/
INSIDE

Introducing our lightweight training t-shirt engineered for optimal performance. Crafted from a blend of high-quality Polyester and elastane, featuring a CCM logo on the chest, this garment offers comfort and flexibility during your workouts.

FIT	REGULAR		
	AD	XS - 2XL	\$
SIZES	YT		
	S - XL	\$	

LOGO	CCM printed logo
CONTENT	88% Polyester 12% elastane
COLORS	Black (12), True Navy (T9), Red (05)



14
GREY



156
CLASSIC
BLUE

NEW
(YEAR 1 OF 3)
**TLS5RA
LONG SLEEVE
TRAINING TOP**



BODY /
INSIDE

Crafted for our athletes, our long sleeve training top features moisture-wicking fabric and polygiene to keep you dry and comfortable while the stretchy material ensures a full range of motion. The 3D silicone CCM logo adds a modern twist providing both style and functionality.

FIT	SLIM		
SIZES	AD	S - 2XL	\$
	YT	S - XL	\$

LOGO	CCM 3D silicone print.
CONTENT	86% Polyester 14% elastane with polygiene and wicking
COLORS	Grey (14), Classic blue (156)



12
BLACK



T9
TRUE
NAVY



O5
RED

NEW
(YEAR 1 OF 3)
**KDR5TA
DRYLAND
KIT**

BODY /
INSIDE

Our updated Dry Land Kit is the perfect ensemble for your training needs. Included in the drawstring bag is our new lightweight training T-shirt, crafted from breathable Polyester and elastane, our soft hand-feel shorts and 100% cotton socks.

FIT	REGULAR		
SIZES	AD	XS - 2XL	\$
	YT	XS - XL	\$
LOGO	CCM printed logo		
CONTENT	The Bag : 100%Polyester The T-shirt : 88% Polyester and 12% elastane The shorts: 82%Polyester and 18%elastane The socks: 100%cotton		
COLORS	Shorts: Grey (12), Top: Navy (T9), Red (O5), Black (12) Socks: White (01)		



NEW
(YEAR 1 OF 3)
**SWV5TA
2-IN-1
TRAINING SHORT**

BODY /
INSIDE

Our 2-in-1 shorts offer the perfect combination of style and durability. Made from 100% Polyester, the shorts feature a 3D silicone CCM logo, ventilated printed side panels, zippered side pockets and an adjustable drawstring.

FIT	REGULAR		
SIZES	AD	S - 2XL	\$

LOGO	CCM 3D silicone print.
CONTENT	100% Polyester
COLORS	Grey (14), Classic blue (156)



12
BLACK



T9
TRUE
NAVY



4B
DARK GREY
HEATHER

(YEAR 2 OF 3)
**JVT4TA
MENS
TRAINING VEST**

BODY /
INSIDE

Light, warm, highly versatile insulation performs as a stand alone or mid layer resists wind and light weather. Stretch side panels aid ventilation and freedom fit with zippered side pockets.

FIT	SLIM		
SIZES	AD	XS-2XL	\$

LOGO	Reflective CCM logo		
CONTENT	100% Polyester		
COLORS	Black (12),	True Navy (T9),	Charcoal (19)



12
BLACK



T9
TRUE
NAVY



4B
DARK GREY
HEATHER

(YEAR 2 OF 3)
**JWB4TA
MENS
WINDBREAKER**

BODY /
INSIDE

Packable windbreaker with ripstop fabric. The packable design allows you to fold it up to the back pocket. Features zippered pocket on the right side of the wearer, ventilation opening on the back and reflective tape.

FIT	SLIM
SIZES	AD XS-2XL \$

LOGO	Reflective CCM logo
CONTENT	100% Polyester ripstop 20,000mm water repellent 15,000 g/m ² /24h breathability
COLORS	Black (12), True Navy (T9), Charcoal (19)



4B
DARK GREY
HEATHER



12
BLACK



T9
TRUE
NAVY



BOOKING ONLY
173
DARK
CHERRY

(YEAR 2 OF 3)
**TLS3TA
LONG SLEEVE PREMIUM
TRAINING TEE**

BODY /
INSIDE

Premium long sleeve crewneck training tee made from a soft circular knit fabric with engineered mesh ventilation, strategically placed where breathability is needed most.

FIT	REGULAR
SIZES	AD S - 2XL \$
	YT XS - XL \$

LOGO	CCM 3D silicone print.
CONTENT	100% Nylon, 160GSM, Circular knit
COLORS	Black (12), True Navy (T9), Dark Heather Grey (4B) NEW BOOKING ONLY: Dark Cherry (173)



12
BLACK



T9
TRUE
NAVY



19
CHARCOAL

(YEAR 2 OF 3)
**SWV3TA
2 IN 1
SHORTS**

BODY /
INSIDE

Ventilated with moisture-wicking technology with zippered side pockets. Premium exposed CCM jacquard elastic at the back with an adjustable waistband with drawcord and zippered side pockets.

7" Legging, 6" Short

FIT	SLIM BASELAYER UNDERNEATH
SIZES	AD XS - 2XL \$

LOGO	CCM silicone print.
CONTENT	100% Polyester plain woven fabric, moisture wicking, anti-static, 85GSM
COLORS	Black (12), True Navy (T9), Charcoal (19)



4B
DARK GREY
HEATHER



T9
TRUE
NAVY



12
BLACK

(YEAR 2 OF 3)
**TLS3TB
LONG SLEEVE PREMIUM
TRAINING HOODIE**

BODY /
INSIDE

Premium long sleeve training hoodie made from a soft knit fabric with engineered mesh ventilation, strategically placed where breathability is needed most.

FIT	SLIM
SIZES	AD S - 2XL \$
	YT XS - XL \$

LOGO	CCM tonal embroidery
CONTENT	93% Polyester, 5% Elastane, 2% Silver, 160GSM, Moisture wicking and antibacterial
COLORS	Black (12), True Navy (T9), Dark Heather Grey (4B)



12 BLACK



T9 TRUE NAVY



4B DARK GREY HEATHER

(YEAR 3 OF 3)
TSS2RA
SHORT SLEEVE PREMIUM TRAINING TEE



BODY / INSIDE

Premium technical training tee with breathable mesh inserts and Tactical Dry® technology designed with a raglan sleeve providing more mobility for your hockey resistance training workouts.

FIT	SLIM		
SIZES	AD	S - 2XL	\$
	YT	S - XL	\$

LOGO CCM 3D silicone print.

CONTENT 88% Recycled Polyester, 12% Elastane, 190gsm

COLORS Black (12), True Navy (T9), Dark Heather Grey (4B)



12 BLACK



T9 TRUE NAVY



19 CHARCOAL



BOOKING ONLY
173 DARK CHERRY

(YEAR 2 OF 3)
SWV3RB
TEAM WOVEN SHORT



BODY / INSIDE

Lightweight and quick-drying, made for training and every day with moisture-wicking technology and mesh side panels to keep you dry. Premium exposed CCM jacquard elastic at the back with an adjustable waistband with drawcord and zipped side pockets. 7" inseam length.

FIT	REGULAR		
SIZES	AD	S - 2XL	\$
	YT	S - XL	\$

LOGO CCM 3D silicone print.

CONTENT 100% Nylon, 160GSM, Circular knit

COLORS Black (12), True Navy (T9), Charcoal (19)
NEW BOOKING ONLY: Dark Cherry (173)



12 BLACK



T9 TRUE NAVY



4B DARK GREY HEATHER

(YEAR 2 OF 3)
SKN3RA
TEAM TRAINING SHORT



BODY / INSIDE

Featuring an exposed CCM jacquard elastic waistband with adjustable drawcord and open side pockets, the team training short makes training day the best day. 7" inseam length.

FIT	REGULAR		
SIZES	AD	XS - 2XL	\$
	YT	XS - XL	\$

LOGO CCM heat transfer logo.

CONTENT 93% Polyester, 7% Elastane jersey with moisture wicking, 210gsm

COLORS Black (12), True Navy (T9), Dark Heather Grey (4B)



12 BLACK



01 WHITE



T9 TRUE NAVY



9L GREY

(YEAR 3 OF 3)
HSL2RA
TEAM PERFORATED TRAINING CAP

BODY / INSIDE

Lightweight, incredibly breathable structured front panel with perforated back and hook and loop closure.

MOQ 6 units (same sizes/color)

SIZES	AD	OSFA	\$
	YT	OSFA	\$

LOGO CCM embroidery logo

CONTENT 54% Polyester, 46% Cotton

COLORS Black (12), True Navy (T9), White (01), Grey (9L)



12
BLACK



T9
TRUE
NAVY



19
CHARCOAL

NEW

(YEAR 1 OF 3)

**FHZ5A
TEAM TRAVEL
1/4 ZIP TOP**

BODY /
INSIDE


This new athletic quarter zip top is a versatile piece that is perfect for team outings. Made from a soft high-quality recycled fabric, this garment features a CCM embroidered logo and YKK zipper.

FIT	REGULAR		
SIZES	AD	S - 2XL	\$
	YT	S - XL	\$

LOGO Logo: CCM Embroidered logo

CONTENT 49% recycled Polyester, 23% Cotton, 23% Lyocell, 5% Elastane

COLORS Black (12), True Navy (T9), Charcoal (19)



12
BLACK

NEW

(YEAR 1 OF 3)

**PTV5TB
TRAVEL
PANT**

BODY /
INSIDE

Introducing our team travel pant crafted from breathable, quick-dry and stretch fabric. These lightweight pants feature a flat drawcord, side pockets, and comfortable waistband.

FIT	REGULAR		
SIZES	AD	XS - 2XL	\$
	YT	S - XL	\$

LOGO CCM 3D silicone print

CONTENT 50% Elastomultiester 50% Polyester

COLORS Black (12)



12
BLACK



T9
TRUE
NAVY



01
WHITE



05
RED

NEW

(YEAR 1 OF 3)

**OSS5TA
TEAM SHORT SLEEVE
POLO**

BODY /
INSIDE


Elevate your team wardrobe with our updated polo. Featuring a CCM embroidered logo, this garment is a classic pique fabric.

FIT	REGULAR		
SIZES	AD	S - 2XL	\$
	YT	XS - XL	\$

LOGO CCM embroidered logo

CONTENT 60% Cotton 40% Polyester

COLORS Black (12), White (01), True Navy (T9), Red (05)



1F
GREY
HEATHERED



4B
DARK GREY
HEATHER



5C
HEATHER
NAVY

(YEAR 3 OF 3)

**PSS3TB
RELAXED FIT
POLO**

BODY /
INSIDE

The relaxed fit polo, made by permanently bonding 99.9% pure metallic silver to the surface of a fiber containing active antimicrobial properties built in to inhibit the growth of bacteria which keeps the shirt smelling fresher for longer

FIT	RELAXED		
SIZES	AD	S - 2XL	\$
	YT	S - XL	\$

LOGO CCM logo Tonal embroidery

CONTENT 93% Polyester, 5% Elastane, 2% Silver (x-static), 160GSM

COLORS Grey Heathered (1F), Dark Heather Grey (4B), Heather Navy (5C)



(YEAR 3 OF 3)
HSL3TA
TEAM SLOUCH
ADJUSTABLE

BODY / INSIDE Relaxed slouch fit with self-fabric closure with adjustable metal buckle.
 MOQ 6 units (same sizes/color)

SIZES	AD	OSFA	\$
	YT	OSFA	\$

LOGO	CCM embroidery		
CONTENT	100% cotton		
COLORS	Black (12),	True Navy (T9),	Charcoal (19)




(YEAR 3 OF 3)
HFB3TA
TEAM FLATBRIM
SNAPBACK CAP

BODY / OTHER Clean design with embroidered CCM logo on the side.
 MOQ 6 units (same sizes/color)

SIZES	AD	OSFA	\$
	YT	OSFA	\$

LOGO	CCM embroidery		
CONTENT	100% Recycled Polyester		
COLORS	Black (12),	True Navy (T9),	Charcoal (19)



(YEAR 3 OF 3)
HFX3TA
TEAM TRAINING
FLEX CAP

BODY / OTHER Lightweight structured flex silhouette
 MOQ 6 units (same sizes/color)

SIZES	AD	OSFA	\$
	YT	OSFA	\$

LOGO	CCM embroidery		
CONTENT	98% Organic cotton, 2% Elastane		
COLORS	Black (12), Red (05)	True Navy (T9),	Charcoal (19)



(YEAR 3 OF 3)
HLW3TA
TEAM LOW PROFILE
ADJUSTABLE

BODY / OTHER Low profile silhouette with adjustable snap closure.
 MOQ 6 units (same sizes/color)

SIZES	AD	OSFA	\$
	YT	OSFA	\$

LOGO	CCM embroidery		
CONTENT	100% Recycled Polyester		
COLORS	Black (12),	True Navy (T9),	Charcoal (19)



12
BLACK



T9
TRUE
NAVY

19
CHARCOAL

05
RED

(YEAR 3 OF 3)
HTR2TA
**TEAM MESHBACK
TRUCKER**

BODY /
OTHER

Structured cotton front panel, with breathable mesh back panel and adjustable snap closure.

MOQ 6 units (same sizes/color)

SIZES	AD	OSFA	\$
	YT		

LOGO CCM 3D silicone print.

CONTENT 100% Nylon, 160GSM, Circular knit

COLORS Black (12), True Navy (T9), Red (05)
Dark Heather Grey (4B)



12
BLACK



T9
TRUE
NAVY

4B
DARK
HEATHER
GREY

Y5
DARK
BLUE

05
RED

(YEAR 3 OF 3)
HPM3TA
**TEAM POM KNIT
WITH FLEECE LINER**

BODY /
OTHER

Cuffed knit with knitted stripes, a soft polar fleece lining, CCM embroidered logo and topped with a chunky pom.

MOQ 6 units (same sizes/color)

SIZES	AD	OSFA	\$
	YT		

LOGO CCM embroidery

CONTENT 100% Acrylic
Liner: 90% Polyester, 10% Wool

COLORS Black (12), True Navy (T9), Red (05)
Dark Heather Grey (4B), Dark Blue (Y5)



12
BLACK



T9
TRUE
NAVY

4B
DARK
HEATHER
GREY

Y5
DARK
BLUE

05
RED

(YEAR 3 OF 3)
HPM3TB
**TEAM
POM KNIT**

BODY /
OTHER

Cuffed knit with shaker rib, embroidered logo and topped with a chunky pom.

MOQ 6 units (same sizes/color)

SIZES	AD	OSFA	\$
	YT		

LOGO CCM embroidered logo

CONTENT 60% Cotton 40% Polyester

COLORS Black (12), True Navy (T9), Red (05)
Dark Heather Grey (4B), Dark Blue (Y5)



12
BLACK



T9
TRUE
NAVY

4B
DARK
HEATHER
GREY

Y5
DARK
BLUE

05
RED

(YEAR 3 OF 3)
HCB3TA
**TEAM
CUFFED BEANIE**

BODY /
OTHER

Cuffed beanie with shaker rib, CCM logo on woven label.


MOQ 6 units (same sizes/color)

SIZES	AD	OSFA	\$
	YT		

LOGO CCM woven label

CONTENT 100% Acrylic

COLORS Black (12), True Navy (T9), Red (05)
Dark Heather Grey (4B), Dark Blue (Y5)



12 BLACK

T9 BLACK




NEW
(YEAR 1 OF 3)
JRS5TW
WOMEN'S LIGHTWEIGHT RINK SUIT JACKET

BODY / INSIDE

Body: Our rink suit jacket is built with great features and benefits such as a new breathable fabric that offers a 4-way stretch, reduced noise friction and AER-TEC technology. Features include zippered side pockets, elasticated hem and cuffs for comfort. Strategic placement of interior zippers that allow access for embellishment. Designed for women.

Inside: Easy access for embellishment, pocket at the bottom and an ID label for easy identification.

FIT	REGULAR		
SIZES	W	XS - XL	\$
LOGO	Strategically positioned embroidered CCM logo provides front left side of the wearer and top back embellishment zones.		
CONTENT	100% Polyester (300 Double knit+Film+500 knit)		
COLORS	Black (12), True Navy (T9)		



12 BLACK

T9 TRUE NAVY


NEW
(YEAR 1 OF 3)
PRS5TW
WOMEN'S LIGHTWEIGHT RINK SUIT PANT

BODY / INSIDE

Body: Our rink suit pant is built with great features and benefits such as a new breathable fabric that offers a 4-way stretch, reduced noise friction and AER-TEC technology. Features an adjustable waistband with drawcord, zippered pockets and bottom side zippers. Designed for women.

Inside: CCM clear gel grip elastic at waist and bottom, mesh lining and zipper ID label for easy identification

FIT	REGULAR		
SIZES	W	XS - XL	\$
LOGO	Strategically positioned embroidered CCM logo		
CONTENT	100% Polyester (300 Double knit+Film+500 knit)		
COLORS	Black (12), True Navy (T9)		



12 BLACK

T9 TRUE NAVY

01 WHITE

NEW
(YEAR 1 OF 3)
OSS5TB
WOMEN'S TEAM SHORT SLEEVE POLO

BODY / INSIDE

Elevate your team wardrobe with our updated polo. Featuring a CCM embroidered logo, this garment is a classic piqué fabric.

FIT	REGULAR		
SIZES	W	XS - XL	\$
LOGO	CCM embroidered logo		
CONTENT	60% Cotton, 40% Polyester		
COLORS	Black (12), True Navy (T9), White (01)		



12 BLACK

T9 TRUE NAVY

NEW BOOKING ONLY
(YEAR 1 OF 3)
VQT5TW
WOMEN'S TEAM QUILTED VEST

BODY / INSIDE

On the rink or on the road this versatile vest is a cold weather must have, great for layering, it's light and warm. Features a CCM embroidered logo on the chest and YKK zippers at the pockets and center zip. Designed for women.

FIT	REGULAR		
SIZES	W	XS - XL	\$
LOGO	CCM embroidered logo		
CONTENT	100% Polyester Ripstop, DRW (Durable Water Repellent) Coating		
COLORS	Black (12), True Navy (T9)		



12
BLACK



T9
TRUE
NAVY

NEW
(YEAR 1 OF 3)
SWV5RW2
WOMEN'S 2-IN-1
TRAINING SHORT

BODY / INSIDE Our 2-in-1 shorts offer the perfect combination of style and durability. Made from 100% Polyester, the shorts feature a 3D silicone CCM logo, ventilated side panels and an adjustable drawstring.

FIT	REGULAR		
SIZES	W	XS - 2XL	\$

LOGO CCM 3D silicone print.

CONTENT 100% Polyester (top layer)
74% Polyester, 26% Elastane (inside)

COLORS Black (12), True Navy (T9)



12
BLACK



T9
TRUE
NAVY

NEW BOOKING ONLY
(YEAR 1 OF 3)
USB5RW
WOMEN'S TRAINING
SPORTS BRA

BODY / OTHER Our new women's sport bra is crafted from a premium blend of elastane and Polyester. Featuring a CCM underbust waistband for great support and comfort.

FIT	FITTED		
SIZES	W	XS - 2XL	\$

LOGO CCM underbust waistband

CONTENT 64%Polyester, 36%Elastane

COLORS Black (12), True Navy (T9)



12
BLACK



T9
TRUE
NAVY



4B
DARK GREY
HEATHER

(YEAR 3 OF 3)
FHO2TC
PREMIUM WOMEN'S
TECH FLEECE HOODIE


BODY / OTHER All new premium tech fleece pullover hoodie combines a breathable soft feel with a modern design built to travel on and off the bus to the rink and gym featuring front pockets and brushed jersey lined hood.

FIT	REGULAR		
SIZES	W	XS - XL	\$

LOGO CCM embroidery on top right shoulder provides team embellishment area

CONTENT 84% Polyester, 12% Rayon, 4% elastane 300GSM

COLORS Black (12), True Navy (T9), Dark Heather Grey (4B)



12
BLACK



T9
TRUE
NAVY



4B
DARK GREY
HEATHER

(YEAR 3 OF 3)
PFP2TB
PREMIUM WOMEN'S
TECH FLEECE JOGGER


BODY / INSIDE All new premium tech fleece jogger combines a breathable soft feel with a modern design built to travel on and off the bus to the rink and gym, featuring zippered side pockets with a silicone dipped waistband drawstring

FIT	REGULAR		
SIZES	W	XS - XL	\$

LOGO CCM embroidery

CONTENT 84% Polyester, 12% Rayon, 4% elastane 300GSM

COLORS Black (12), True Navy (T9), Dark Heather Grey (4B)



12 BLACK



T9 TRUE NAVY

(YEAR 2 OF 3)
TSS3TB
WOMEN'S
CREW NECK TEE

BODY / INSIDE Your favorite go to tee, with soft lightweight fabric to keep you cool, every day, everywhere.

FIT	REGULAR		
	SIZES	W	XS - XL

LOGO CCM embroidery

CONTENT 50% Polyester/25% Cotton/25% Rayon, 152GSM

COLORS Black (12), True Navy (T9)



12 BLACK

(YEAR 2 OF 3) 
JWN2TA
WOMEN'S WINTER
JACKET

BODY / INSIDE

Body: Women's fit with seam-to-seam post-embellishment zipper. Features zippered pockets, thick rib knit cuffs, reflective tape at back yoke, adjustable hem with bungee and cordlock, adjustable sleeve opening with detachable hood with zipper, CCM embossed gros grain tape on shoulder/sleeves.

Inside: microfleece inside collar, zipper for post-embellishment access, inner drop-in pocket with easy closure.

FIT	REGULAR		
	SIZES	W	S - XL

LOGO Embroidered CCM logo provides full front and back embellishment zones.

CONTENT 100% Polyester twill with grey film membrane, breathable 5000G/M2/24H, 136GSM 200gsm insulation (body/hood), 100gsm insulation (sleeves),

COLORS Black (12)



12 BLACK

(YEAR 2 OF 3)
SKN2RA
WOMEN'S
TRAINING SHORT

BODY / INSIDE


Featuring an exposed CCM jacquard elastic waistband with adjustable drawcord and open side pockets, the team training short makes training day the best day.

FIT	REGULAR		
	SIZES	AD	XS - XL

LOGO CCM 3D silicone print.

CONTENT 100% Polyester tricot 150G

COLORS Black (12)



12 BLACK



T9 TRUE NAVY

(YEAR 2 OF 3)
PSS4TW
WOMENS
POLO

BODY / INSIDE

Women's fitted polo. Performance fabric, breathable and moisture wicking. Silver yarn acts as anti-microbial.

FIT	REGULAR		
	SIZES	W	XS - XL

LOGO Embroidered CCM logo

CONTENT 93% poly 5% elastane 2% silver jersey

COLORS Black (12), True Navy (T9)



12
BLACK



T9
TRUE
NAVY

(YEAR 2 OF 3)

TSS4RW WOMEN'S SHORT SLEEVE TRAINING TEE

BODY /
INSIDE

Features circular knit technology with breathability holes integrated to help evaporation, AER-TEC technology and a soft hand feel fabric. Seamless construction for added comfort and flexibility.

FIT	SLIM		
SIZES	W	XS - XL	\$

LOGO CCM 3D silicone PRINT

CONTENT 100% nylon, 160GSM, circular knit W/ Wicking treatment and quickdry

COLORS Black (12), True Navy (T9)



12
BLACK



T9
TRUE
NAVY

(YEAR 2 OF 3)

TLS4RW WOMEN'S LONG SLEEVE TRAINING TEE

BODY /
OTHER


Features circular knit technology with breathability holes integrated to help evaporation, AER-TEC technology and a soft hand feel fabric. Seamless construction for added comfort and flexibility.

FIT	SLIM		
SIZES	W	XS - XL	\$

LOGO CCM 3D silicone print

CONTENT 100% Nylon, 160GSM, circular knit W/ Wicking treatment and quickdry

COLORS Black (12), True Navy (T9)



12
BLACK



T9
TRUE
NAVY

(YEAR 2 OF 3)

TTK4RA WOMEN'S PREMIUM TRAINING CROP TOP

BODY /
INSIDE


Features a high neck crop top, curve hugging design, racer back, wide elastic under the bust and a doubled layer front. Perforated lining and back insert to help evaporation. Hidden pocket at front chest lining.

FIT	COMPRESSION		
SIZES	W	XS - XL	\$

LOGO CCM heat transfer label

CONTENT 78% recycled poly 22% elastane interlock one side with light peach in 250g/m2.

COLORS Black (12), True Navy (T9)



12
BLACK



T9
TRUE
NAVY

(YEAR 2 OF 3)

PTL4RA WOMENS TRAINING LEGGINGS

BODY /
INSIDE

Features a curve hugging design, a deep cellphone pocket on the side, an adjustable waist and a hidden pocket in the front waistband.

FIT	COMPRESSION		
SIZES	W	XS - XL	\$

LOGO CCM Heat transfer label

CONTENT 78% recycled poly 22% elastane interlock one side with light peach in 250g/m2.

COLORS Black (12), True Navy (T9)

NECK GUARDS

A3 TNG4BA (SR & YT)
TNG4BAW (SR)

ANSI/ISEA Level 4 Cut protection.

A6 TNG4BAPRO (SR)

ANSI/ISEA Level 6 Cut protection.
For even higher cutting loads.

BNQ certification visible at the back
Anti-snap and adjustable closure for secure, well-tailored fit.

Flat seams and soft liner for ultimate comfort
Collar and Bib-embedded cut-resistant material for neck and chest protection

Silicone anti-slip grips at the forearms keep elbow pads in place.

Cut resistant cuffs For wrist protection



WE HAVE GOT YOU (COMFORTABLY) COVERED.

EXPERIENCE GREAT PROTECTION WITHOUT COMPROMISE.

TECH 001

PROTECTION

SITTING IN OUR A3-A6 RANGE OF CUT PROTECTION RATING FOR HOCKEY, OUR A3 (TNG4BA) & A6 (TNG4BAPRO) NECKGUARD SHIRTS FEATURE CUT RESISTANT FABRIC AT THE NECK, CHEST AND WRISTS FOR COVERAGE WHERE IT MATTERS MOST.

CHOOSE THE LEVEL OF PROTECTION THAT FITS YOUR NEEDS. (SEE NEXT PAGE FOR MORE INFORMATION)

BNQ CERTIFIED



CAN/BNQ 9415-370/2007

TECH 002

COMFORT

FITTED ARMS AND CHEST WITH A RELAXED FIT AT THE TORSO FOR THE BEST OF BOTH WORLDS.

LIGHTWEIGHT FABRIC, FLAT SEAMS AND SOFT NECKGUARD AND WRISTGUARD LINER FOR OPTIMAL TACTILE EXPERIENCE AND BARELY-THERE FEELING.

SILICONE ANTI-SLIP GRIPS AT THE FOREARM HELP WITH ELBOW-PAD ADHERENCE.

- NO HEAVINESS.**
- NO CHAFING.**
- NO CONSTRAINTS.**
- NO GEAR SLIPPAGE.**

TECH 003

BREATHABILITY



AER-TEC TOTALDRI PANELS AT THE BACK AND ALONG THE SIDES FOR ELITE AIRFLOW AND MOISTURE WICKING DURING PLAY, TO HELP KEEP YOU COOL AND DRY.

TECH 004



Polygiene®

POLYGIENE

TREATMENT TO KEEP ODORS AT BAY AND THE GARMENT FEELING FRESH FOR LONGER.

ANSI / ISEA 105 LEVEL	CUT FORCE		HAZARD LEVEL
	(g min)	(g max)	
A3	1000	1499	LIGHT / MEDIUM
A4	1500	2199	MEDIUM
A5	2200	2999	MEDIUM / HIGH
A6	3000	3999	HIGH

CUT PROTECTION RATINGS

- ANSI/ISEA standards for cut resistance classifications present a scale from A1 to A9 and outline level of protection with respect to cutting load force and estimated Hazard Levels.
- Level requirements are dependent on the activity taking place.
- On-ice sports like speed skating use A3 as a baseline.
- Our hockey-specific range of protection sits between A3 and A6.
- Your choice will depend on level of play, desired protection, and budget.
- Need a solid baseline protection? Choose our A3 Shirt.
- Going up against fast-paced and heavy opponents? Choose the PRO A6 Shirt.



NGPRO PRO CUT RESISTANT BIBBED NECK GUARD

FEATURES

- ANSI Level 3 Cut Resistant Material
- Soft molded shape around the neck with bib
- Soft liner
- Adjustable Strap
- CE- and BNQ-certified protection

SIZES	SR	\$
	JR	

CONTENT	100% Polyester
	100% Aramid // Kevlar™

COLOR	Black (12)
-------	------------



NG900 900 CUT RESISTANT NECK GUARD

FEATURES

- ANSI Level 3 Cut Resistant Material
- Soft two-piece construction
- Soft liner
- Stretch strap
- BNQ-certified protection

SIZES	SR	\$
	JR	

CONTENT	100% Polyester
	100% Aramid // Kevlar™

COLOR	Black (12)
-------	------------



NG600 600 CUT RESISTANT NECK GUARD

FEATURES

- ANSI Level 4 Cut Resistant Material
- Arched shape design
- 1680D Polyester and foam
- Soft liner
- Easy strap
- BNQ-certified protection

SIZES	SR	\$
	JR	

CONTENT	100% Polyester
	6mm 100% PE
	3mm 100% PE

COLOR	Black (12)
-------	------------



NEW
TNG4BAPRO
NECK PROTECTOR
TOP

BNQ and CE Certified
 ANSI LEVEL 6 Cut protection at neck
 Cut Resistant Neck
 Comfortable adjustable neck attachment
 Improved raglan style fit
 Moisture wicking fabric
 Odor Resistant



	SIZES	
	AD	S - 2XL
LOGO	Front CCM: embroidery Marking BNQ: heat transfer	
CONTENT	90% Polyester, 10% Spandex Back mesh: 88% Polyester, 12% Spandex Anti cut part: 59% Aramid / 23% Polyester / 18% Steel	
COLOR	Black (12)	



TNG4BA
NECK PROTECTOR
TOP

BNQ and CE Certified
 ANSI LEVEL 3 Cut protection at neck
 Cut Resistant Neck
 Comfortable adjustable neck attachment
 Improved raglan style fit
 Moisture wicking fabric
 Odor Resistant



	SIZES	
	AD	S - 2XL
LOGO	Front CCM: embroidery Marking BNQ: heat transfer	
CONTENT	90% Polyester, 10% Spandex Back mesh: 88% Polyester, 12% Spandex Anti cut part: 43% Aramid / 41% Polyester / 16% Glass	
COLOR	Black (12)	



NEW
TLSCP5B
CUT PROTECTION BASELAYER
LONG SLEEVE TOP WITH
WRIST GUARD

ANSI Level 6 Cut protection at the wrists
 Silicone grip at forearm
 Moisture wicking fabric
 Odor Resistant
 Performance fit - Fitted arms and chest, relaxed torso



	SIZES	
	AD	S - 2XL
LOGO	Front: Embroidery Back: Silicone gel	
CONTENT	86% Polyester, 14% Spandex Mesh: 90% Polyester / 10% Spandex Anti cut: 66% (UHMWPE + SSW)+ 32% Polyester + 2% Spandex	
COLOR	Black (12)	



NEW
PCP5BA
CUT PROTECTION BASE LAYER
PANT WITH GEL/JOCK/HOOK
& LOOP FASTENER TABS

ANSI Level 6 Cut protection from heel to mid-calf
 Integrated Jock or Jill (cup included)
 Silicone at the shins
 Moisture wicking fabric
 Odor Resistant



	SIZES	
	AD	S - 2XL
LOGO	Front: Embroidery	
CONTENT	86% Polyester, 14% Spandex Mesh: 90% Polyester / 10% Spandex Anti cut: 66% (UHMWPE + SSW)+ 32% Polyester + 2% Spandex	
COLOR	Black (12)	



**TNG2BA
NECK PROTECTOR
TOP**

BNQ and CE Certified
ANSI LEVEL 3 Cut protection neck
Cut Resistant Neck
Comfortable adjustable neck attachment
Improved raglan style fit
Moisture wicking fabric
Odor Resistant

SIZES	AD	S - 2XL
	YT	XS - XL
LOGO	Heat transfer	
CONTENT	88% Polyester , 15% Spandex	
COLOR	Black (12)	



**TNG4BAW
WOMEN'S NECK PROTECTOR
TOP**

BNQ and CE Certified
ANSI LEVEL 3 Cut protection at neck
Cut Resistant Neck
Comfortable adjustable neck attachment
Improved raglan style fit
Moisture wicking fabric
Odor Resistant

SIZES	AD	XS - XL
LOGO	Front CCM: embroidery Marking BNQ : heat transfer	
CONTENT	90% Polyester , 10% Spandex Back mesh: 88% Polyester , 12% Spandex Anti cut part: 43% Aramid / 41% Polyester / 16% Glass	
COLOR	Black (12)	



**TLSCP5BW
WOMEN'S CUT PROTECTION
BASELAYER LONG SLEEVE TOP
WITH WRIST GUARD**

ANSI Level 6 Cut protection at the wrists
Silicone grip at forearm
Moisture wicking fabric
Odor Resistant
Performance fit -
Fitted arms and chest,
relaxed torso

SIZES	AD	XS - XL
LOGO	Heat transfer	
CONTENT	86% Polyester, 14% Spandex Mesh: 90% Polyester / 10% Spandex Anti cut: 66% (UHMWPE+SSW) + 32% Polyester + 2% Spandex	
COLOR	Black (12)	



ACCESSORIES



**SS3756
SHOWER SANDAL**

BODY Made from lightweight EVA foam in the soles for unparalleled comfort, this quick-dry shower sandal was designed to wear in the locker room.
LOGO Printed CCM logo.

SIZES	AD	S (7), M (9), L (11), XL (13)	\$
CONTENT	Upper 100% Polyester / Sole VA foam		
OTHER	MOQ 6 units (same sizes / color)		
COLOR	Black (12)		



**EB6425
TEAM DRY BAG**

BODY A stylish drawstring bag ideal to store your belongings and stay trendy. Just add your team logo.
LOGO Printed CCM logo.

SIZES	OSFA	\$
CONTENT	100% PU	
COLOR	Black (12)	

5000 PRACTICE SERIES

THE QUICKLITE 5000 PRACTICE SERIES IS THE PERFECT GO-TO JERSEY FOR PLAYERS OF ANY AGE. AVAILABLE IN MANY COLORS, THE SIMPLE DESIGN MAKES IT EASY TO EMBELLISH WITHOUT COMPROMISING COLORFASTNESS AND QUALITY.

- HIGH PERFORMANCE, BREATHABLE FABRIC
- OPTIMAL COLOR FASTNESS & SNAG RESISTANCE



COLOR OPTIONS



5000 PRACTICE JERSEY

SIZES	SR	S, M, L, XL, 2XL, INTG, SRG	\$
	JR	XS, S/M, L/XL, G	\$

FEATURES

- V-neck collar keeps its shape after wash and wear
- Consistent fit through all styles
- Woven neck tape & size label
- Embroidered CCM

FABRIC

100% Polyester, 135gsm
QLT knit

**FEEL COOLER
PLAY SMARTER**

7000 PRACTICE SERIES

AER-TEC THERMOREGULATION

ENGINEERED WITH CCM'S INNOVATIVE AER-TEC THERMOREGULATION SYSTEM, THE QUICKLITE 7000 PRACTICE SERIES JERSEY HAS BEEN DESIGNED TO MAXIMIZE THE SCIENTIFICALLY PROVEN BENEFITS OF THERMOREGULATION. PREMIUM FABRICS AND KEY VENTILATION INSERTS KEEP YOU FEELING COOL AND COLLECTED, SO YOU CAN FOCUS ON WHAT REALLY MATTERS. EASY TO EMBELLISH AND COMES IN AN EXTENSIVE NUMBER OF COLORS.

- HIGH PERFORMANCE, BREATHABLE FABRIC
- MESH INSERTS IN KEY HOT SPOTS FOR HIGHER VENTILATION
- ERGONOMIC ARM
- MOISTURE WICKING
- OPTIMAL & COLORFASTNESS
SNAG RESISTANCE



QUICKLITE PRACTICE

COLOR OPTIONS



01 - WHITE



20 - SUNFLOWER



04 - ORANGE



05 - RED



11 - KELLY GREEN



13 - DARK GREEN



10 - SKY BLUE



08 - ROYAL



09 - NAVY



78 - MYSTIC GREY



12 - BLACK

**7000
7000
PRACTICE JERSEY**



SIZES	SR	S, M, L, XL, 2XL, INTG, SRG	\$
	JR	XS, S/M, L/XL, G	\$

FEATURES

- Next generation stretch collar for added comfort
- AER-TEC
- Consistent fit through all styles
- Woven neck tape & size label
- Embroidered CCM (front and back)

FABRIC

100% Polyester, 165gsm
Mid-weight QLT knit



SX7000 PRACTICE SOCK

SR 30" \$
INT 27" \$
JR 24" \$
YT 22" \$



FABRIC 100% Polyester, 195gsm
High performance, breathable QLT knit

- FEATURES**
- AER-TECH
 - Two hook and loop fasteners keep sock in place
 - Interlock inserts for better stretch, comfort and mobility
 - Interlock ankle holds pads, enhances fit and maintains shape
 - CCM embroidered logo

- COLOR OPTIONS**
- | | |
|---------------|------------------|
| 01 - WHITE | 11 - KELLY GREEN |
| 04 - ORANGE | 12 - BLACK |
| 05 - RED | 13 - DARK GREEN |
| 08 - ROYAL | 20 - SUNFLOWER |
| 09 - NAVY | 78 - MYSTIC GREY |
| 10 - SKY BLUE | |



SX5000 TUBE SOCK

SR 30" \$
INT 27" \$
JR 24" \$
YT 22" \$

FABRIC 100% Polyester, 200gsm

- FEATURES**
- Two hook and loop fasteners keep sock in place
 - High performance fabric
 - Resistant to snags
 - CCM embroidered logo

- COLOR OPTIONS**
- | | |
|------------|------------------|
| 01 - WHITE | 12 - BLACK |
| 05 - RED | 20 - SUNFLOWER |
| 08 - ROYAL | 78 - MYSTIC GREY |
| 09 - NAVY | |



S100P KNIT PRACTICE SOCK

SR 28" \$
INT 24" \$
JR 20" \$
YT 18" \$

FABRIC 100% Polyester

- FEATURES**
- Elasticized ankle holds pads and enhances fit
 - CCM woven sizing label

SOCK COLOR REFERENCES



SEMI-PRO JERSEY & SOCKS

WANT THE PRO LOOK WITHOUT THE PRO PRICE TAG? MADE FROM HIGH PERFORMANCE FABRIC WITH SUPERIOR VENTILATION AND AN ERGONOMIC ARM FIT, THE QUICKLITE 8000 GAME SERIES DELIVERS.

- HIGH PERFORMANCE, BREATHABLE FABRIC
- DOUBLE SHOULDERS
- MESH INSERTS FOR SUPERIOR VENTILATION
- ERGONOMIC ARM
- TACTICAL DRY MOISTURE WICKING
- OPTIMAL COLOR FASTNESS & SNAG RESISTANCE



QUICKLITE GAME



SEMI-PRO GAME JERSEY

SIZES	
SR	S, M, L, XL, 2XL, INTG, SRG \$
JR	XS, S/M, L/XL, G \$

SEMI-PRO GAME SOCK

SR	30"
INT	27"
JR	24"
YT	22"

S100PT S100PT KNIT GAME SOCK

SR	28" \$
INT	24" \$
JR	20" \$
YT	18" \$

FABRIC 100% Polyester, 165gsm
Mid-weight QLT knit

- FEATURES
- Next generation stretch collar for added comfort
 - Tactical Dry moisture wicking
 - Double shoulders for durability
 - Consistent fit through all styles
 - 31 NHL team patterns available
 - Woven neck tape & size label
 - Embroidered CCM (front and back)

FABRIC 100% Polyester, 195gsm
QLT knit

- FEATURES
- Tactical Dry moisture wicking
 - Two hook and loop fasteners keep sock in place
 - Interlock inserts for better stretch, comfort and mobility
 - Interlock ankle holds pads, enhances fit and maintains shape
 - 31 NHL team patterns available
 - CCM embroidered logo

FABRIC 100% Polyester

- FEATURES
- Elasticized ankle holds pads and enhances fit
 - 31 NHL team patterns available
 - CCM woven sizing label

*ALL 8000 JERSEYS BOOKING ONLY
*ACTUAL COLORS MAY VARY.

BOSTON



TEAM

WHITE


BUFFALO



TEAM

WHITE

CALGARY



TEAM

WHITE

CHICAGO



TEAM

WHITE


DALLAS



TEAM

WHITE

LOS ANGELES



TEAM

WHITE

NY LONG ISLAND



TEAM

WHITE

NY MANHATTAN



TEAM

WHITE

OTTAWA



TEAM

WHITE

PHILADELPHIA



TEAM

WHITE

TAMPA BAY



TEAM

WHITE

VEGAS



TEAM

WHITE

WINNIPEG



TEAM

WHITE

ANAHEIM



TEAM

WHITE

ARIZONA



TEAM





WHITE

CAROLINA



TEAM

WHITE





BLACK/WHITE



NAVY/WHITE



BLACK/RED

BGPRO42 PRO CARRY GOALIE BAG

SIZES 42" L X 23" H X 23" W \$
(VOLUME: 16,800 INCH³)

MATERIALS Heavy duty water-resistant tarpaulin.

ACCESSORIES Internal zippered mesh accessory pocket. / Player ID pocket

EXTERIOR Both side panels blank so you can proudly display your team logo.

COLORS Black/White, Navy/White, Black/Red

HANDLES Reinforced webbed side and end carry handles.



BLACK



NAVY



RED

BGCORE42 PRO CORE GOALIE BAG

SIZES 42" L X 23" H X 23" W \$
(VOLUME: 16,800 INCH³)

MATERIALS Pro-quality 600D Polyester construction.

HANDLES Reinforced webbed carrying handles at each end.

COMPARTMENTS 2 large internal accessory pockets.

ACCESSORIES Player ID pocket

EXTERIOR One removable side panel so you can proudly display your team logo.

COLORS Black, Navy, Red



BLACK



BAG COMES WITH A MESH BAG



NAVY

NEW B51024 / B51032 / B51037 CARRY PLAYER BAG

SIZES 24" - 24" X 12" X 13.5" \$
(65L)
32" - 32" X 16" X 14" \$
(115L)
37" - 37" X 18" X 16" \$
(175L)

- Side mesh paneling
- Skate pockets
- Laundry loop
- ID pocket
- Main Zipper YKK
- Extra mesh bag

FEATURES

LOGO CCM WHITE
Reflective piping

CONTENT High density 600D 100% Polyester with PVC coating
Contrast lining grey
210D Polyester 100% Polyester

COLOR Black (12) Navy (09)



BLACK



NAVY

NEW B54032 / B54037 CARRY PLAYER BAG

SIZES 32" - 32" X 16" X 14" \$
(115L)
37" - 37" X 18" X 16" \$
(175L)

- Removable skates/helmet dividers
- Fast pocket for personal items
- Outside "wet" side pocket with mesh ventilation
- Inside Accessories pockets
- ID pocket
- Side mesh paneling
- Main Zipper YKK
- U Shape opening

FEATURES

LOGO REFLECTIVE
Reflective piping

CONTENT High density 600D 100% Polyester with PVC coating
Contrast lining grey
210D Polyester 100% Polyester

COLOR Black (12) Navy (09)



BLACK/
WHITE



NAVY/WHITE



BLACK/RED

BTPRO32 / BTPRO30 PRO TEAM BAG

SIZES	32" L X 20" H X 15" W (VOLUME: 9,600 INCH ³)	\$
	30" L X 18" H X 15" W (VOLUME: 8,100 INCH ³)	\$

MATERIALS	Pro heavy-duty water-resistant tarpaulin.	ACCESSORIES	Internal mesh accessory pocket with zipper / Player ID pocket
EXTERIOR	Both side panels blank so you can proudly display your team logo.	COLORS	Black/White, Navy/White, Black/Red
HANDLES	Reinforced webbed side and end handles.		



BSPRO24 TEAM SPORT BAG

SIZES	24" L X 14" H X 14" W (VOLUME: 4,704 INCH ³)	\$
-------	---	----

MATERIALS	Pro heavy-duty water-resistant tarpaulin.	HANDLES	Reinforced webbed straps with adjustable and removable shoulder strap.
COMPARTMENTS	Oversized end pockets.	ACCESSORIES	Player ID pocket
EXTERIOR	Back panel blank so you can proudly display your team logo.	COLORS	Black



BDF32A TRAVEL DUFFLE BAG

SIZES	21.5" L X 12" H X 11" W (VOLUME: 45 L)	\$
-------	---	----

MATERIALS	900D Polyester/PU construction	COLORS	Black
COMPARTMENTS	Inside compartments and accessory pockets. Includes a toiletry bag. Fits as a carry on.		
HANDLES	Easily fixed on a luggage handle, adjustable and removable crossbody strap with branded padding and a comfortable round handle. It can be used as a handbag, shoulder bag and crossbody bag.		



BSPORT SPORT BAG

SIZES	24" L X 13" H X 12" W (VOLUME: 3,744 INCH ³)	\$
-------	---	----

MATERIALS	600D Polyester construction.	ACCESSORIES	Player ID pocket
COMPARTMENTS	One main compartment + oversized end pockets.	COLORS	Black
HANDLES	Webbed handle with padded Uni-Grip + removable and adjustable shoulder strap.		



BPREMBP PREMIUM BACKPACK

SIZES 13" W X 19" H X 6.5" D

MATERIALS	Premium tarpaulin & 840D ripstop polyester construction.	EXTERIOR	Large front panel blank so you can proudly display your team logo.
COMPARTMENTS	Spacious main compartment + padded side laptop pocket + accessory pocket.	ACCESSORIES	Padded straps and back.
ACCESSORIES	Internal mesh accessory pocket with zipper + two side water bottle pockets	COLORS	Black



BTMBP18 TEAM BACKPACK

SIZES 12" W X 19" H X 7.5" D

MATERIALS	600D ripstop polyester construction.	HANDLE	Padded straps and back.
COMPARTMENTS	Spacious main compartment + accessory pockets.	LOGO	Front panel blank so you can proudly display your team logo.
INTERIOR	Padded laptop sleeve.	COLORS	Black



BSHOWR SHOWER BAG

SIZES 10.75" L X 4.5" H X 5" W \$

MATERIALS	Pro heavy-duty water-resistant tarpaulin.	COLOR	Black
COMPARTMENTS	Mesh pocket inside.		



BPUCKD DELUXE PUCK BAG

SIZES 11" L X 13" H X 9" W

MATERIALS	1680D polyester construction with foam-insulated liner.	HANDLES	Adjustable & removable strap with non-slip foam pad.
COMPARTMENTS	Holds approximately 60 pucks.	COLORS	Black



BPUCK10 PUCK BAG

SIZES 10" L X 10" H X 10" W

MATERIALS	600D polyester construction.	HANDLES	Adjustable & removable shoulder strap with non-slip pad.
COMPARTMENTS	Wide zipper opening.	COLORS	Black



BSTICKA STICK BAG

SIZES 74" L X 14.5" H

MATERIALS Heavy-duty polyester.

HANDLES Easy-to-carry strap.

COMPARTMENTS Holds 2 sticks.

COLORS Black



BTMSTW TEAM WHEELED STICK BAG

SIZES 77" L X 10" H X 15" W

MATERIALS Heavy-duty water-resistant tarpaulin.

HANDLES Easy-to-carry strap.

WHEELS All-terrain wheels.

COLORS Black

COMPARTMENTS Holds 70+ player sticks.



NEW AT5BATH BATH TOWEL

SIZES 60" X 28"

• "88" Player Number Tab Name

LOGO CCM logo Jacquard

FEATURES

• French Terry

CONTENT 100% cotton

COLOR Black (12)



NEW AT5PONCHO CHANGING TOWEL PONCHO

SIZES SR OSFA
JR OSFA

• Inside the towel
• "88" Player Number Tab Name
• Hood
• Big pocket

LOGO CCM bouclé front
CCM bouclé back

CONTENT 100% Polyester

COLOR Black (12)



NEW AT5SKATE SKATE TOWEL

SIZES 23" X 14"

• "88" Player Number Tab Name

LOGO CCM white embroidery

FEATURES

• French Terry

CONTENT 100% cotton

COLOR Black (12)

CCM