


# CCM

1899 — 125 YEARS — 2024



# S1 | 24

NORTH AMERICA  
PRODUCT CATALOGUE



**MISSION**

**TO INSPIRE DREAMS**  
AND EMPOWER EVERY PLAYER  
**TO FULFILL THEIR PASSION**  
WHILE ENJOYING THEIR GAME

**VISION**

TO BE THE LEADING BRAND ON AND OFF THE ICE, BY DELIVERING  
INNOVATIVE PRODUCTS AND OUTSTANDING EXPERIENCE TO OUR  
ATHLETES AND PARTNERS EVERYWHERE, ALL WHILE PUTTING  
OUR EMPLOYEES AND COMMUNITIES AT THE FOREFRONT.

**CCM**



# 125 YEARS

## CHAPTER 1: THE FIRST 125 YEARS.

WE'VE SEEN MANY GOALS OVER THE LAST 125 YEARS, BUT ONE STANDS ABOVE ALL THE OTHERS: CCM'S GOAL TO BE THE LEADING HOCKEY BRAND ON AND OFF THE ICE, BY WORKING DILIGENTLY TO PRODUCE INNOVATIVE PRODUCTS FOR EVERY PLAYER, AT EVERY LEVEL.

WE ARE PROUD OF OUR JOURNEY THUS FAR, BUT OUR ULTIMATE GOAL IS FOR EVERY PLAYER TO FEEL EMPOWERED IN THE LOCKER ROOM, FEEL STRONG IN THEIR GEAR, AND FEEL AT HOME ON THE ICE. WE'RE JUST GETTING STARTED.

## ONTO THE NEXT CHAPTER.

**WEBSITE**  
CCMHOCKEY.COM

**TO START YOUR B2B ONLINE SHOPPING, GO TO**  
WWW.GO2CCMHOCKEY.COM AND CLICK ON "REQUEST LOGIN".

FIND US ON  
**SOCIAL  
MEDIA**



CCMHOCKEY



@CCMHOCKEY



CCMHOCKEY



@CCM.HOCKEY



CCMHOCKEY

**2024 - S1**  
**DIGITAL CATALOGUE**  
SCAN TO ACCESS



## HEAD OFFICE LOCATIONS

### NORTH AMERICA

CCM HOCKEY  
8275 TRANS-CANADA HIGHWAY,  
BUILDING 2, SUITE 100  
MONTRÉAL, QUÉBEC  
H4S 0B6, CANADA  
TEL.: (800) 636-5895  
FAX: (800) 636-5751

### EUROPE

CCM HOCKEY AB  
GÅRDSVÅGEN 13  
SE 16970 SOLNA  
SWEDEN  
TEL.: + 46 (0) 8 522 352 00  
FAX: + 46 (0) 8 522 352 10

© 2023 SPORT MASKA INC. ALL RIGHTS RESERVED. CCM, TACKS, RIBCOR, EFLEX AND RELATED LOGOS ARE TRADEMARKS OF SPORT MASKA INC.

NHL AND THE NHL SHIELD ARE REGISTERED TRADEMARKS OF THE NATIONAL HOCKEY LEAGUE. ALL NHL LOGOS AND MARKS AND TEAM LOGOS AND MARKS DEPICTED HEREIN ARE THE PROPERTY OF THE NHL AND THE RESPECTIVE TEAMS AND MAY NOT BE REPRODUCED WITHOUT THE PRIOR WRITTEN CONSENT OF NHL ENTERPRISES, L.P. © NHL 2023. ALL RIGHTS RESERVED. © PHOTOS: GETTY IMAGES.

† : THIS CATALOG MAY REFER TO THE FOLLOWING TRADEMARKS WHICH ARE OWNED BY THE COMPANIES WHOSE NAMES APPEAR AFTER THE TRADEMARK: AHL - AMERICAN HOCKEY LEAGUE; CLARINO - HURARAY CO. LTD.; CHL - CANADIAN HOCKEY LEAGUE; LYCRA, SPANDEX AND SURLYN - E.I. DUPONT DE NEMOURS AND COMPANY; ECHL - ECHL INC.; PLAYDRY - REEBOK INTERNATIONAL LTD; TACTEL - INVISTA; VELCRO - VELCRO INDUSTRIES B.V.; THINSULATE IS A TRADEMARK OF 3M, USED UNDER LICENSE IN CANADA; D3O® - DESIGN BLUE LTD.; JETSPEED - TAYLORMADE GOLF COMPANY INC.; SIGMATEX - SIGMATEX (UK) LIMITED; POLYGIENE - POLYGIENE AB; FLUID INSIDE - MIPS AB - ORTHOLITE® - ORTHOLITE.

WARNING : HOCKEY IS A DANGEROUS COLLISION SPORT. WE RECOMMEND THAT PROTECTIVE EQUIPMENT AND A CERTIFIED HELMET BE WORN AT ALLTIMES.

SPORT MASKA INC. RESERVES THE RIGHT TO CHANGE ALL PRODUCT SPECIFICATIONS AND/OR CUSTOM PROGRAMS. WHILE THE INFORMATION SHOWN IN THIS PUBLICATION WAS CORRECT AT THE TIME OF PRINTING, WE RESERVE THE RIGHT TO DISCONTINUE THE SALE OF PRODUCT OR CHANGE SPECIFICATIONS OR DESIGNS WITHOUT NOTICE OR OBLIGATION. COPYRIGHT © SPORT MASKA INC. 2023. ALL RIGHTS RESERVED. PRINTED IN CANADA. 🍁

## WOMEN

CCM JETSPEED FTW ..... 14 - 28

## PLAYER

SKATES ..... 30 - 44  
SKATES ACCESSORIES ..... 46 - 47  
SKATES ARCHITECTURE ..... 48 - 49

STICKS ..... 50 - 62  
NAMEBAR PRINTER ..... 62  
STICK CURVES ..... 63  
STICKS ARCHITECTURE ..... 64 - 65

PROTECTIVE ..... 66 - 101  
PROTECTIVE SIZING CHART ..... 102 - 103  
PROTECTIVE ARCHITECTURE ..... 104 - 109

REFEREE ..... 110 - 111

DEK ..... 112 - 113

GAMEWEAR ..... 156 - 161

APPAREL ..... 164 - 181

APPAREL SIZING CHART ..... 162

BASE LAYERS ..... 182 - 185

## GOALIE

AXIS XF GEAR ..... 116 - 120

EFLEX 6 GEAR ..... 122 - 124

YT FLEX3 GEAR ..... 126 - 127

GOALIE GEAR ACCESSORIES ..... 125

GOALIE SIZING CHART ..... 128 - 129

MASKS ..... 130 - 133

MASKS ACCESSORIES ..... 134 - 135

GOALIE SKATES ..... 136 - 138

GOALIE SKATES ACCESSORIES ..... 139

GOALIE STICKS ..... 140 - 142

GOALIE STICK CURVES ..... 143

GOALIE PROTECTIVE ..... 144 - 149

GOALIE ACCESSORIES ..... 150 - 153

GOALIE ARCHITECTURE ..... 154 - 155

BAGS ..... 186 - 190

MINI STICKS ..... 191

ACCESSORIES ..... 192 - 197



# TABLE OF CONTENTS



# 2024 SKATES



SR/INT                      JR                      YT

**NEW** SKXFP  
**TACKS XF PRO**  
PAGE 35 (SR/INT), 38 (JR) & 40 (YT)



SR/INT

**NEW** SKXF  
**TACKS XF**  
PAGE 35



SR/INT

**NEW** SKXF90  
**TACKS XF90**  
PAGE 36



SR/INT                      JR                      YT

**NEW** SKXF80  
**TACKS XF80**  
PAGE 36 (SR/INT), 38 (JR) & 40 (YT)



SR/INT                      JR

**NEW** SKXF70  
**TACKS XF70**  
PAGE 36 (SR/INT) & 38 (JR)



**NEW** SKNEXT24  
**CCM NEXT**  
PAGE 44



SR/INT                      JR                      YT

SKFT6P  
**JETSPEED FT6 PRO**  
PAGE 42 (SR/INT) & 41 (YT)



SKFT6  
**JETSPEED FT6**  
PAGE 42



SR/INT                      JR                      YT

SK680  
**JETSPEED FT680**  
PAGE 43 (SR/INT), 39 (JR) & 41 (YT)



SR/INT                      JR

SK670  
**JETSPEED FT670**  
PAGE 43 (SR/INT) & 39 (JR)

# 2024 STICKS



## JETSPEED



## RIBCOR



## TACKS





# 2024 HELMETS



HTXCU  
**SUPER TACKS X  
TOTAL CUSTOM**  
PAGE 67



HTSPTX  
**SUPER TACKS X**  
PAGE 67



HT910 / HT910C  
**TACKS 910**  
PAGE 67



HT720 / HT720C  
**TACKS 720**  
PAGE 68



HT310 / HT310C  
**TACKS 310**  
PAGE 68



HT210 / HT210C  
**TACKS 210**  
PAGE 68



HT500  
**FL500**  
PAGE 69



HT70 / HT70C  
**TACKS 70**  
PAGE 69



HT70C - COMBO ONLY  
**TACKS 70 - JR / YT**  
PAGE 69



HTMSPT / HTMSPTC  
**MULTISPORT**  
PAGE 70




**NEW** FMHVR  
**HVR HYBRID VISOR**  
PAGE 72



FMFV1  
**FV1 FULL FACE**  
PAGE 72



VRPRO  
**VRPRO STRAIGHT SHORT  
VISOR**  
PAGE 72



VR14  
**VR14 STRAIGHT  
VISOR**  
PAGE 72



FM70  
**70 FACEMASK**  
PAGE 73



FM780  
**780 FACEMASK**  
PAGE 73



FM580  
**580 FACEMASK**  
PAGE 73



FM500  
**500 FACEMASK**  
PAGE 73



# 2024 PROTECTIVE



**NEW** HGXFPRO  
**TACKS XF PRO**  
PAGE 75



**NEW** HGXF  
**TACKS XF**  
PAGE 75



**NEW** HGXF80  
**TACKS XF 80**  
PAGE 75



**NEW** HG4RP3  
**TACKS 4R PRO<sup>3</sup>**  
PAGE 76



HGFT6PRO  
**JETSPEED FT6 PRO**  
PAGE 77



HGFT6  
**JETSPEED FT6**  
PAGE 77



HGFT680  
**JETSPEED FT680**  
PAGE 77



HGNEXT23  
**CCM NEXT**  
PAGE 78



**NEW** HPXFPRO  
**TACKS XF PRO**  
PAGE 82



**NEW** HPXF  
**TACKS XF**  
PAGE 82



HPAS580  
**TACKS AS 580**  
PAGE 84



HPFT6PRO  
**JETSPEED FT6 PRO**  
PAGE 86



HPFT6  
**JETSPEED FT6**  
PAGE 86



HPNEXT23  
**CCM NEXT**  
PAGE 87



PGJS  
**JETSPEED GIRDLE**  
PAGE 85



PPJS  
**JETSPEED GIRDLE SHELL**  
PAGE 85



PP25 / PP25G  
**PANT SHELL**  
PAGE 85



# 2024 PROTECTIVE



**NEW** SPXFPRO  
**TACKS XF PRO**  
PAGE 88



**NEW** EPXFPRO  
**TACKS XF PRO**  
PAGE 91



**NEW** SGXFPRO  
**TACKS XF PRO**  
PAGE 90



**NEW** SPXF  
**TACKS XF**  
PAGE 88



**NEW** EPXF  
**TACKS XF**  
PAGE 91



**NEW** SGXF  
**TACKS XF**  
PAGE 90



**NEW** SPXF80  
**TACKS XF80**  
PAGE 88




**NEW** EPXF80  
**TACKS XF80**  
PAGE 91



**NEW** SGXF80  
**TACKS XF80**  
PAGE 90

# 2024 PROTECTIVE



SPFT6PRO  
**JETSPEED FT6 PRO**  
PAGE 93



EPFT6PRO  
**JETSPEED FT6 PRO**  
PAGE 95



SGFT6PRO  
**JETSPEED FT6 PRO**  
PAGE 94



SPFT6  
**JETSPEED FT6**  
PAGE 93



EPFT6  
**JETSPEED FT6**  
PAGE 95



SGFT6  
**JETSPEED FT6**  
PAGE 94



SP680  
**JETSPEED FT 680**  
PAGE 93



EP680  
**JETSPEED FT 680**  
PAGE 95



SG680  
**JETSPEED FT 680**  
PAGE 94




SPNEXT23  
**CCM NEXT**  
PAGE 96



EPNEXT23  
**CCM NEXT**  
PAGE 96



SGNEXT23  
**CCM NEXT**  
PAGE 96



# 2024 WOMEN



**NEW** HSFTW24  
**JETSPEED FTW**  
PAGE 20



**NEW** SPFTW24  
**JETSPEED FTW**  
PAGE 22 (WM) 23 (JR)



**NEW** SGFTW24  
**JETSPEED FTW**  
PAGE 22 (WM) 23 (JR)



**NEW** EPFTW24  
**JETSPEED FTW**  
PAGE 22 (WM) 23 (JR)



**NEW** HPFTW24  
**JETSPEED FTW**  
PAGE 21



**NEW** HGFTW24  
**JETSPEED FTW**  
PAGE 20



**NEW** JRS4TW  
**LIGHTWEIGHT  
RINK SUIT JACKET**  
PAGE 26



**NEW** PRS4TW  
**LIGHTWEIGHT  
RINK SUIT PANT**  
PAGE 26



FHO2TC  
**PREMIUM WOMEN'S  
TECH FLEECE HOODIE**  
PAGE 26



PFP2TB  
**PREMIUM WOMEN'S  
TECH FLEECE JOGGER**  
PAGE 26



**NEW** PSS4TW  
**WOMENS  
POLO**  
PAGE 28



**NEW** TSS4RW  
**WOMEN'S SHORT  
SLEEVE TRAINING TEE**  
PAGE 28



**NEW** TLS4RW  
**WOMEN'S LONG SLEEVE  
TRAINING TEE**  
PAGE 28



**NEW** TTK4RA  
**WOMEN'S PREMIUM  
TRAINING CROP TOP**  
PAGE 28



**NEW** PTL4RA  
**WOMENS TRAINING  
LEGGINGS**  
PAGE 28



TSS3TB  
**WOMEN'S  
CREW NECK TEE**  
PAGE 27



JWN2TA  
**WOMEN'S WINTER  
JACKET**  
PAGE 27



TSS2RB  
**SHORT SLEEVE  
PREMIUM  
TRAINING TEE**  
PAGE 27



SKN2RA  
**WOMEN'S  
TRAINING SHORT**  
PAGE 27



TLS3BB  
**PERFORMANCE  
LONG SLEEVE TOP**  
PAGE 184



PCM3BW  
**PERFORMANCE  
PANTS**  
PAGE 185



SCL2BA  
**SHORT WITH  
JILL/TABS**  
PAGE 185



PCL2BG  
**PANT WITH  
JILL/TABS**  
PAGE 185



# 2024 YOUTH



**NEW** SPXFPRO  
**TACKS XF PRO**  
YOUTH  
PAGE 92



**NEW** EPXFPRO  
**TACKS XF PRO**  
YOUTH  
PAGE 92



**NEW** SGXFPRO  
**TACKS XF PRO**  
YOUTH  
PAGE 92



**NEW** HPXFPRO  
**TACKS XF PRO**  
YOUTH  
PAGE 92



**NEW** HGXFPRO  
**TACKS XF PRO**  
YOUTH  
PAGE 92



SPNEXT23  
**CCM NEXT**  
YOUTH  
PAGE 97



EPNEXT23  
**CCM NEXT**  
YOUTH  
PAGE 97



SGNEXT23  
**CCM NEXT**  
YOUTH  
PAGE 97



HPNEXT23  
**CCM NEXT**  
YOUTH  
PAGE 87



HGNEXT23  
**CCM NEXT**  
YOUTH  
PAGE 78



SKFT6P  
**JETSPEED FT6 PRO**  
PAGE 41



SK680  
**JETSPEED FT680**  
PAGE 41



**NEW** SKXFPRO  
**TACKS XF PRO**  
PAGE 40



**NEW** SKXF80  
**TACKS XF80**  
PAGE 40



GPYFX3  
**YTFLEX 3**  
PADS  
PAGE 126



GMYFX3  
**YTFLEX 3**  
CATCHER  
PAGE 126



GBYFX3  
**YTFLEX 3**  
BLOCKER  
PAGE 126



ACPADDEDJ  
**YTFLEX**  
PADDED JERSEY  
PAGE 127



ABYFX3  
**YTFLEX 3**  
ARM & BODY  
PAGE 127



HPGYF3  
**YTFLEX 3**  
PANTS  
PAGE 127



# 2024 GOALIE GEAR



**NEW** GPAXF  
**AXIS XF**  
PAGE 118



**NEW** GPAF9  
**AXIS F9**  
PAGE 118



**NEW** GPAF5  
**AXIS F5**  
PAGE 118



GPEFX6  
**EFLEX 6**  
PAGE 122



GPEFX6.9  
**EFLEX 6.9**  
PAGE 122



GPEFX6.5  
**EFLEX 6.5**  
PAGE 122



**NEW** GMAXF  
**AXIS XF**  
PAGE 119



**NEW** GMAF9  
**AXIS F9**  
PAGE 119



**NEW** GMAF5  
**AXIS F5**  
PAGE 119



GMEFX6  
**EFLEX 6**  
PAGE 123



GMEFX6.9  
**EFLEX 6.9**  
PAGE 123



GMEFX6.5  
**EFLEX 6.5**  
PAGE 123



**NEW** GBAXF  
**AXIS XF**  
PAGE 120



**NEW** GBAF9  
**AXIS F9**  
PAGE 120



**NEW** GBAF5  
**AXIS F5**  
PAGE 120



GBEFX6  
**EFLEX 6**  
PAGE 124



GBEFX6.9  
**EFLEX 6.9**  
PAGE 124



GBEFX6.5  
**EFLEX 6.5**  
PAGE 124



SKEFX6  
**EFLEX 6 PRO**  
PAGE 137



SKE6.9  
**EFLEX 6.9**  
PAGE 137



SKE6.5  
**EFLEX 6.5**  
PAGE 138

# 2024 GOALIE



**NEW** HSGXFPC / HSGXFPP **XF PRO** PAGE 141

**NEW** HSGXFP / HSGXFC **XF** PAGE 141

**NEW** HSGXF70C **XF-70** PAGE 142

HSEFYT **EFLEX YOUTH** PAGE 142



GFAXF  
**AXIS XF**  
PAGE 132



GFAF9  
**AXIS F9**  
PAGE 132



**NEW** GFAF5  
**AXIS F5**  
PAGE 133



**NEW** ABPROSPEC  
**PRO SPEC**  
PAGE 145



ABEFX6 / ABEFX6CC  
**EFLEX 6**  
PAGE 146



ABE6.9  
**EFLEX 6.9**  
PAGE 146



ABE6.5  
**EFLEX 6.5**  
PAGE 146



**NEW** HPGXF  
**CCM XF**  
PAGE 149



**NEW** HPGF9  
**CCM F9**  
PAGE 149



**NEW** HPGF5  
**CCM F5**  
PAGE 149

# JETSPEED FTW



There are hundreds of thousands of female hockey players in the world, of those unique athletes, no two are exactly alike. So, CCM is introducing the first ever full line of protective equipment and stick designed specifically for ALL women. For top tier performance and protection, for growing girls striving for that first goal, and for any player in between. The new CCM Jetspeed FTW stick gives women of all ages the experience of incredible speed, response and feel from our most requested pro construction, in a variety of sizes and flex options.



The CCM Jetspeed FTW protective was developed from years of thorough global market research, surveying female hockey players of all ages and levels. CCM's new product line celebrates women's body-diversity so they can play their game, their way.







No need to wear entry-level models to achieve a more tapered fit, exposing you to potential injury from lack of adequate protection for your level of play. No need for grown women to wear junior-sized gear, leaving key areas unprotected. No need for oversized hand-me-downs from your brother or dad.


**CCM DESIGNED EQUIPMENT MADE FOR YOU.**

**FEEL YOUR GAME.  
FEEL YOUR WAY.  
FEEL MORE.**

## ADAPTED PROTECTION **MADE FOR HER**

CCM's team of designers, engineers, and product managers studied the needs and preferences of female hockey players all over the world. Not only are women built differently from men, but they are also built differently from one another.

With CCM Jetspeed FTW protective, players can now customize and tune each piece to their liking, around their unique bodies, to ensure a proper fit – without compromising protection, comfort, or mobility. Combined with the specialized construction of the CCM Jetspeed FTW stick, women and girls of all ages and skill levels will feel confident and secure in their gear.

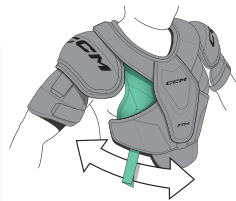


# JETSPEED FTW PROTECTIVE

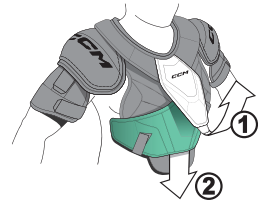


## ELITE LEVEL PROTECTIVE

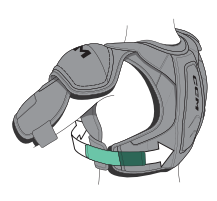
Designed with CCM's cutting-edge ADPTFIT 3D adjustability system, the CCM Jetspeed FTW is built to fit you. Featuring our Aer-Tec Thermoregulation System to maximize breathability and enhance performance, along with CCM's other elite features, the CCM Jetspeed FTW packs pro-level tech into fully adjustable protective. Available in adapted Junior sizing, perfected so young women can grow comfortably with their equipment and maintain the right level of protection for their level of play.



ADJUSTABLE  
WIDTH



ADJUSTABLE  
VOLUME



ADJUSTABLE  
LENGTH



## REVOLUTIONARY PANT DESIGN

The CCM Jetspeed FTW pants are revolutionary in their adjustable design with revised proportions, allowing women to select their pant by waist size, regardless of body type or shape. With an ultra-stretch extendable opening, length adjusting zipper, and pro-level impact protection, these pants will provide unparalleled comfort and fit, without sacrificing protection.

## TAPERED SHIN GUARDS AND ELBOW PADS

Engineered with narrower pro-level shin caps, a length-adjustable calf strap, and a new tapered fit, these durable shin guards were made specifically for women's varying leg shapes and sizes. Paired with the all-new CCM Jetspeed FTW elbow pads that feature a shorter and narrower forearm, extended landing zones and a tapered fit adapted to women's silhouettes, they'll be protected against any impact that comes their way.



**FEELS COOLER.  
FITS BETTER.**

## REDESIGNED FIT

The CCM Jetspeed FTW gloves are designed with an adapted fit, optimized for women's hand proportions, ensuring incredible comfort, close-to-the-hand fit, and elite-level protection. Combining CCM's Aer-Tec Ventilation System that provides ultimate breathability with the Jetspeed FTW glove's all new fit, you'll be ready to dangle in and out of any situation.



## PRO-INSPIRED CONSTRUCTION

CCM is proud to introduce, for the first time ever, the CCM Jetspeed FTW stick, designed specifically with women in mind. Engineered with a hybrid kick point, a soft RR-95 blade and round "R" shaft geometry, this stick will provide ultimate feel and response in the most crucial moments of the game. Launching with a unique offering of lengths and flexes to fit women's needs, the CCM Jetspeed FTW stick is built to bring their game to the next level.





**NEW**  
**SKXFP**  
**TACKS XF PRO**  
 SKATES

SIZES SR 7-12  
INT 3.0-6.5

DESIGNED FOR ELITE SKATERS, THE TACKS XF WILL AMPLIFY POWER AND EXPLOSIVENESS WITH EVERY STRIDE. BUILT TO BE LIGHTWEIGHT AND STIFF, WITH A MORE RESPONSIVE BOOT THAT WILL DELIVER MORE DIRECT ENERGY TRANSFER FOR ULTIMATE SKATING PERFORMANCE. WITH INTERMEDIATE SIZING STARTING AT 3.0 FOR THE FIRST TIME, AND ADPT MEMORY FOAM FOR A PREMIUM FIT, THE TACKS XF IS THE PERFECT CHOICE FOR WOMEN PRIORITIZING POWER AND NEXT-LEVEL COMFORT.



**SKFT6P**  
**JETSPEED FT6 PRO**  
 SKATES

SIZES SR 7-12  
INT 4-6.5  
JR 1-3.5

THE JETSPEED FT6 PRO IS A PRO-LEVEL SKATE DEFINED AS A PERFECT BLEND BETWEEN SPEED AND COMFORT. WITH INTERMEDIATE SIZING STARTING AT 4.0, THE ONE-PIECE BOOT CONSTRUCTION, AND GAME READY FIT, FEMALE PLAYERS WILL BENEFIT FROM UNPARALLELED PERFORMANCE AND INCREDIBLE FEEL FROM THE FT6 PRO SO THEY CAN PLAY AT THE HIGHEST LEVEL. THIS SKATE IS DESIGNED TO BE LIGHTWEIGHT, ULTRA-COMFORTABLE AND PROVIDE MORE ENERGY TRANSFER FOR FASTER STRIDES, GIVING ANY PLAYER THE EDGE OVER HER OPPONENTS.



**NEW**  
**SKXF80**  
**TACKS XF80**  
 SKATES

SIZES SR 7-11.5  
INT 4-6.5  
JR 1-3.5

BUILT WITH A ONE-PIECE BOOT FOR ENHANCED ENERGY TRANSFER, CCM'S FLEXTENDON FOR GREATER RANGE OF MOTION, AND AN NHL-CALIBER, LIGHTWEIGHT, COMPOSITE BLEND FOR ENHANCED DURABILITY, THE TACKS XF80 WAS DESIGNED FOR SKATERS LOOKING TO LEVEL UP THEIR GAME. FOR GIRLS AND WOMEN WHO ARE ON THE ICE A FEW TIMES A WEEK AND ARE LOOKING TO DEVELOP THEIR SKILLS, THE TACKS XF80 SKATE WILL BRING YOU THE COMFORT AND PERFORMANCE YOU ALWAYS WISHED FOR.

### SKATE SIZING CHART

<b>WOMEN'S</b> US SHOE SIZE	<b>YT</b>	SHOE SIZE	11.0	12.0	13.0	1.0	1.5	2.0	2.5	3.0	3.5				
		SKATE SIZE	8.0	9.0	10.0	11.0	11.5	12.0	12.5	13	1.5				
	<b>JR</b>	SHOE SIZE	4.0	4.5	5.0	5.5	6.0	6.5							
		SKATE SIZE	1.0	1.5	2.0	2.5	3.0	3.5							
	<b>INT</b>	SHOE SIZE	7.0	7.5	8.0	8.5	9.0	9.5							
		SKATE SIZE	4.0	4.5	5.0	5.5	6.0	6.5							
	<b>SR</b>	SHOE SIZE	10.0	10.5	11.0	11.5	12.0	12.5	13.0	13.5	14.0	14.5	15.0	15.5	16.0
		SKATE SIZE	7.0	7.5	8.0	8.5	9.0	9.5	10.0	10.5	11.0	11.5	12.0	12.5	13.0



NEW

**HSFTW24  
JETSPEED  
FTW  
STICK**

SR \$  
INT \$  
JR \$

**KICKPOINT**  
**HYBRID KICKPOINT**  
Experience the ultimate fusion of power and accuracy with the hybrid kickpoint - designed to elevate your game to the next level.

**SHAFT TECHNOLOGY**  
**ADVANCED CARBON MATRIX**  
Performance carbon layering technology now combining with Sigmatex spread tow to offer a lighter yet sturdier stick.

**SHAFT GEOMETRY**  
**ROUND "R" GEOMETRY**  
Streamlined shape with rounded corners and concave sides that keeps gaining in popularity. It delivers high performance and ultimate comfort.

**TAPER TECHNOLOGY**  
**SKELETON +**  
Manufacturing technology found in the taper area which provides better reliability in key moments of the game.

**BLADE**  
**RR-95 SOFT BLADE WITH PEEL-PLY**  
Newly developed soft blade providing perfect mix of feel, shot speed and control.

**GRIP**  
**FT MICROFEEL (SR/INT)**  
Raised grip added on the bottom edges of on the mid-section of the shaft to ensure perfect stick control.

**MATERIAL**  
**SR/INT: SIGMATEX SPREAD TOW SHAFT AND BLADE**  
**JR: PURE CARBON TOW SHAFT AND SIGMATEX BLADE**

**OFFERING**

- SR - 70 / 60"  
P28 / P29 / P88
- INT - 65 / 60"  
P28 / P29 / P88
- INT - 60 / 58"  
P28 / P29 / P88
- INT - 55 / 58"  
P28 / P29 / P88
- JR - 50 / 54"  
P28 / P29 / P90TM
- JR - 40 / 51"  
P28 / P29 / P90TM



NEW

**HGFTW24  
JETSPEED FTW  
WOMEN'S GLOVES**

SIZES WM SR 12,13,14" - TAPERED \$



Polygiene®

<b>CONSTRUCTION</b>	<b>LIGHTWEIGHT &amp; BREATHABLE, TAPERED PRO-LEVEL PROTECTION</b> Adapted fit for women's hand proportions to be more narrow with longer fingers, to ensure comfort, close-to-the-hand fit and elite-level protection without compromise.
<b>LINER</b>	<b>AER-TEC SUSPENSION SYSTEM MESH LINER TREATED WITH POLYGIENE ODORCRUNCH™</b> AER-TEC suspension system mesh liner treated with Polygiene Odorcrunch™
<b>FINGERS</b>	<b>PRO-LEVEL HIGH-DENSITY PE FOAM + PE INSERTS + PU FOAM CUSHIONING</b> Lightweight construction yet high level protection and three-piece index for maximum dexterity.
<b>BACKHAND</b>	<b>AER-TEC VENTILATION SYSTEM + PRO-LEVEL PE FOAM + HIGH DENSITY PE FOAM + PE INSERTS</b> 2 ventilated ports on back of hand for optimal airflow along with elite-level protection.
<b>THUMB</b>	<b>PRO FLEXTHUMB</b> 2-piece thumb delivers better mobility and an incredible grip on your stick with ventilated mesh in back of thumb for added airflow where you really feel it.
<b>PALM</b>	<b>SENSALAST PALM + REINFORCEMENT WITH EMBOSSED TEXTURE + TREATED WITH POLYGIENE ODORCRUNCH™</b> Soft feel seamless palm-to-cuff transition inside & out, combined with a pro-feel palm allowing ultimate stickhandling with high-caliber durability and grip.
<b>CUFF</b>	<b>SHORT PRE-ANGLED OPEN CUFF</b> Enhanced range of wrist movements and protection.
<b>OTHER</b>	<b>POLYGIENE ODORCRUNCH™ TREATED SUBLIMATED LINER</b> Superior quality liner that feels great and helps you stay dry with enhanced antibacterial and odor fighting treatments to help keep your gloves feeling fresh.

**COLORS**



BKWH NWWH RDWH

HSFTW24 - LAUNCH DATE

HGFTW24 - LAUNCH DATE



**NEW**  
**HPFTW24**  
**JETSPEED FTW**  
**WOMEN'S PANTS**



SIZES WM SR S, M, L, XL \$

**NEW**  
**HPFTW24** IDEAL FOR 7-11 YEAR OLDS (APPROX)  
**JETSPEED FTW - JR**  
**WOMEN'S PANTS**

SIZES WM JR S, M, L \$

**CONSTRUCTION**  
**DURABLE AND COMFORTABLE PRO-LEVEL PROTECTION, MADE FOR HER**  
 Adapted tapered fit made to stretch to any size & provide comfortable protection where needed while allowing you to move freely. Revolutionary adjustable design with revised proportions allowing women to select their pant by waist size regardless of body type or shape.

**CONSTRUCTION**  
**LIGHTWEIGHT AND COMFORTABLE PROTECTION, MADE FOR HER**  
 Designed for their bodies and specific silhouettes, guaranteeing adapted protection and comfort as they play and grow in them. Adapted tapered fit made to stretch to any size & provide comfortable protection where needed while allowing you to move freely.

**ADJUSTMENT**  
**EZ FIT STRETCH OPENING + INTERNAL BELT SYSTEM +1" ZIPPER**  
 Easy on/off ultra stretch extendable opening secured in place with inner belt + stabilized belly pad, topped off with cosmetic hockey lace, +1" length-adjusting zipper all to provide a custom snug fit and unparalleled comfort.

**ADJUSTMENT**  
**EZ FIT STRETCH OPENING + EXTERNAL BELT SYSTEM +1" ZIPPER**  
 Easy on/off stretch extendable opening secured in place with external belt, topped off with cosmetic hockey lace, +1" length-adjusting zipper for the growing player to provide a custom snug fit and unparalleled comfort.

**BACK PROTECTION**  
**LOW-PROFILE INJECTION-MOLDED HYBRID SPINE SHIELD WITH D30® ZERO + SEGMENTED TAILBONE PAD**  
 Pro-level impact protection in the lower back with a segmented tailbone pad that molds to the body.

**BACK PROTECTION**  
**LOW-PROFILE MOLDED EVA SPINE GUARD + SEGMENTED TAILBONE PAD**  
 Reliable impact protection in the lower back with a segmented tailbone pad that molds to the body.

**LINER**  
**DRYFOAM TECHNOLOGY WITH SOFT LAMINATED WATER REPELLENT LINING**  
 Soft laminated sublimated liner absorbs less sweat so you can stay dry and your equipment lightweight.

**THIGH GUARD**  
**MOLDED PE PLASTIC + PE FOAM**  
 Trustworthy protection in a low-profile design.

**THIGH GUARD**  
**MOLDED PE PLASTIC + INNER LEG ZIPPER**  
 Equipped with a low-profile design and a repositioned inner-leg zipper to reduce friction during cross-overs, this floating thigh guard was made to deliver pro-level protection and easy embellishment access.

**HIP/KIDNEY**  
**MOLDED PE CAP + PE FOAM + PADDED BELT**  
 Good level impact protection in the kidney area.

**HIP / KIDNEY**  
**MOLDED PE HIP CAPS + 400D TEXTURED NYLON PADDED BELT**  
 Pro-protection in the hips and kidney area with added durability around the waist.

**SHELL**  
**200D NYLON + EXTENDED STRETCH ZONES + PRO CUT**  
 Made of durable Nylon and stretch materials in critical areas, with a pro cut -1" length in back of the legs, for overall improved durability and comfort.

**SHELL**  
**REVISED LENGTH + 400D NYLON + EXTENDED STRETCH ZONES + PRO CUT**  
 Made of premium Nylon and stretch materials in critical areas, with a pro cut -1" length in back of the legs, for overall improved durability and comfort.

COLORS



BLACK

COLORS



BLACK NAVY RED

HPFTW24 - LAUNCH DATE

HPFTW24 - JR - LAUNCH DATE



NEW

**SPFTW24  
JETSPEED FTW  
WOMEN'S SHOULDER PADS**



ADPTFIT  
3D



SIZES WM SR S, M, L \$

NEW

**SGFTW24  
JETSPEED FTW  
WOMEN'S SHIN GUARDS**



SIZES WM SR 12, 13, 14, 15" TAPERED \$

NEW

**EPFTW24  
JETSPEED FTW  
WOMEN'S ELBOW PADS**



SIZES WM SR S/M, M/L \$

CONSTRUCTION	HIGHLY ADJUSTABLE, LIGHTWEIGHT & BREATHABLE, TAPERED PRO-LEVEL PROTECTION Made specifically for women's varying body shapes and sizes, to ensure comfort, close-to-the-body fit and elite-level protection without compromise. Revolutionary adjustable design allowing women to select their shoulder pad size by shoulder width regardless of body type or shape.	CONSTRUCTION	DURABLE AND COMFORTABLE PRO-LEVEL PROTECTION, MADE FOR HER Adapted tapered fit provides comfortable protection where needed while allowing you to move freely. Made specifically for women's varying body shapes and sizes, to ensure comfort, close-to-the-body fit and elite-level protection without compromise.	CONSTRUCTION	DURABLE AND COMFORTABLE PRO-LEVEL PROTECTION, MADE FOR HER, IN A HYBRID 3-PIECE DESIGN Adapted tapered fit provides comfortable protection where needed while allowing you to move freely. Made specifically for women's varying body shapes and sizes, to ensure comfort, close-to-the-body fit and elite-level protection without compromise.
CHEST/TORSO	INNOVATIVE & PATENT-PENDING ADPTFIT 3D CHEST PROTECTION New 3-way customizable chest panels can be repositioned to the perfect width, volume and length with 3D shaped side panels, length-adjustable torso straps & adjustable/removable belly pad. System releases pressure for a more comfortable fit all game long.	KNEECAP	ANATOMICAL LOW-PROFILE JDP KNEECAP WITH D30® ZERO Reduced size JDP kneecap reinforced with cushiony D30® Zero to disperse impact force away from the knee joint + comfort knee donut.	FOREARM	ANATOMICAL LOW-PROFILE EXPOSED HD FOREARM GUARD Tapered & shorter ergonomic design allows great mobility with elite-level slash guard protection.
STERNUM	ARTICULATED & FLOATING EXPOSED HD FOAM STERNUM Trustworthy protection where it counts that adapts to the player's shape as she moves.	SHIN CAP	TAPERED ANATOMICAL PRO-LEVEL MOLDED PE WITH VENTILATION PORTS & STRAP GROOVE Pro-level shin cap offers closer fit for better protection & less interference with integrated padding in its reinforced frame + ventilation ports for added breathability.	ELBOW CAPS	LOW-PROFILE JDP CAPS WITH EXPOSED EVA FOAM COVER + D30® ZERO Pro-level cap with comfort donut provides a deep fit for better protection that stays in place, reinforced with cushiony D30® Zero to disperse impact force away from the joint.
CAPS	LOW-PROFILE MOLDED SHOULDER CAPS WITH D30® ZERO Reliable JDP construction caps adapted to the right size and position for the women's game. Reinforced with impact-absorbing yet cushiony D30® Zero extended over the AC joint.	CALF GUARD	LOW PROFILE PE CALF GUARD Competitive level shotblock protection.	BICEP	FLOATING REINFORCED ARTICULATED BICEP Competitive level highly mobile protection with rich sublimated liner.
CLAVICLE	REINFORCED SEMI-FLOATING CLAVICLE PROTECTION Must-have protection in a key impact area that stays in place.	THIGH	MOLDED PREMIUM FOAM THIGH GUARD CONNECTED TO KNEE LINER One-piece adjustable connected thigh guard / knee comfort pad offers a close-to-the-body pro-level protection, removable for easy cleaning.	ATTACHMENT	COMFORT STRAPPING Flexible breathable middle lock strap + nylon forearm strap with extended landing zones for optimized adjustability & fit.
SPINE/BACK	AER-TEC DECOUPLED BACK PANELS + ANATOMICAL MOLDED PE SPINE Lightweight exposed MD foam liner-free back with AER-TEC ventilation ports for max breathability to help keep you dry, while the floating reinforced spine provides peace of mind protection where you need it.	ATTACHMENT	ERGONOMIC LOCK STRAP WITH COMFORT CUSHION AND LENGTH-ADJUSTABLE CALF STRAP Customize to all calf sizes for a snug and extra-comfortable fit.		
BICEPS	AER-TEC SYSTEM + HD FOAM HEIGHT-ADJUSTABLE BICEPS Patent-pending mesh suspension + ventilation ports for added airflow, allowing better interaction with Elbow Pads for comfortable and adjustable low-profile elite protection.	LINER	SUBLIMATED INTEGRATED COMFORT LINER Integrated comfort padded liner for a deeper fit + abrasion-resistant 400D nylon bottom reinforcement.		
		OTHER	REINFORCED MID-DENSITY FOAM SIDE GUARD High-level foam for extra side protection.		

SPFTW24 - LAUNCH DATE

SGFTW24 - LAUNCH DATE

EPFTW24 - LAUNCH DATE





**SPFTW24** IDEAL FOR 7-11 YEAR OLDS (APPROX)  
**JETSPEED FTW - JR**  
 WOMEN'S SHOULDER PADS

SIZES WM JR S, M, L \$

**SGFTW24** IDEAL FOR 7-11 YEAR OLDS (APPROX)  
**JETSPEED FTW - JR**  
 WOMEN'S SHIN GUARDS

SIZES WM JR 10, 11" TAPERED \$

**EPFTW24** IDEAL FOR 7-11 YEAR OLDS (APPROX)  
**JETSPEED FTW - JR**  
 WOMEN'S ELBOW PADS

SIZES WM JR S/M, M/L \$

**CONSTRUCTION** **LIGHTWEIGHT CONSTRUCTION MADE FOR YOUNG WOMEN**  
 Designed for their bodies and specific silhouettes, guaranteeing adapted protection and comfort as they play and grow in them.

**CONSTRUCTION** **LIGHTWEIGHT AND COMFORTABLE PROTECTION, MADE FOR HER**  
 Adapted tapered fit, guaranteeing comfortable protection where they need it to move freely as they play and grow in them.

**CONSTRUCTION** **LIGHTWEIGHT AND COMFORTABLE PROTECTION, MADE FOR HER**  
 Adapted tapered fit, guaranteeing comfortable protection where they need it to move freely as they play and grow in them.

**CHEST / TORSO** **ELONGATED & FLEXIBLE BASE JACKET WITH REMOVABLE BELLY PAD + COMFORT SIDE GUSSETS**  
 Longer coverage + extended chest strap landing zones for optimal comfort & adjustability while reducing pressure in unwanted areas.

**KNEECAP** **ANATOMICAL LOW-PROFILE JDP KNEECAP**  
 Reduced size reliable JDP kneecap to disperse impact force away from the knee joint + comfort knee donut.

**FOREARM** **ANATOMICAL LOW-PROFILE EVA FOREARM GUARD**  
 Tapered & shorter ergonomic design allows great mobility with reinforced slash guard protection.

**STERNUM** **ARTICULATED & FLOATING EXPOSED EVA FOAM STERNUM**  
 Anatomical protection where it counts that adapts to the player's shape as she moves.

**SHIN CAP** **TAPERED ANATOMICAL MOLDED PE WITH VENTILATION PORTS & STRAP GROOVE**  
 Competitive level shin cap offers closer fit for better protection & less interference with integrated padding in its reinforced frame + ventilation ports for added breathability.

**ELBOW CAP** **LOW-PROFILE JDP CAPS WITH MOLDED PE**  
 Competitive-level cap with comfort donut hole provides a deep fit for better protection that stays in place while dispersing impact force away from the joint.

**CAPS** **LOW-PROFILE JDP MOLDED SHOULDER CAPS**  
 Reliable JDP construction caps are adapted to the right size and position for the protection young women need in their game.

**CALF GUARD** **PE FOAM CALF GUARD**  
 Lightweight protection shaped to fit.

**BICEP** **FLOATING REINFORCED ARTICULATED BICEP**  
 Competitive level highly mobile protection with rich sublimated liner.

**CLAVICLE** **REINFORCED BUILT-IN CLAVICLE PROTECTION**  
 Comfortable lightweight design that lets you move freely and securely.

**THIGH** **MOLDED PREMIUM FOAM THIGH GUARD CONNECTED TO KNEE LINER**  
 One-piece adjustable connected thigh guard / knee comfort pad offers a close-to-the body competitive level protection, removable for easy cleaning.

**ATTACHMENT** **THREE-STRAP SYSTEM**  
 With extended landing zones for optimized adjustability & fit.

**SPINE / BACK** **VENTILATED FOAM JACKET + ANATOMICAL SPINE**  
 Lightweight segmented back with reinforced spine.

**ATTACHMENT** **NYLON UPPER LOCK STRAP & LENGTH-ADJUSTABLE WIDE ELASTIC CALF STRAP**  
 Customize to all calf sizes for a snug and extra-comfortable fit.

**BICEPS** **HEIGHT-ADJUSTABLE MOLDED PE CAPS**  
 Comfortable and adjustable low-profile protection.

**LINER** **SUBLIMATED INTEGRATED PE FOAM COMFORT LINER**  
 Integrated comfort padded liner for a deeper fit.

SPFTW24 - JR - LAUNCH DATE

SGFTW24 - JR - LAUNCH DATE

EPFTW24 - JR - LAUNCH DATE

<b>FTW - SHOULDER PADS</b>		<b>WOMEN - SR</b>				<b>WOMEN - JR</b>		
		<b>S</b>	<b>M</b>	<b>L</b>	<b>XL</b>	<b>S</b>	<b>M</b>	<b>L</b>
<b>GENERAL</b>	<b>AGE</b>	13+	14+	14+	14+	8-10	10-12	12+
	<b>HEIGHT - CM</b>	157-172	163-177	167-186	167-186	127-137	137-149	149-62
	<b>HEIGHT - FT</b>	5'2" - 5'8"	5'4" - 5'10"	5'6" - 6'1"	5'6" - 6'1"	4'2" - 4'6"	4'6" - 4'11"	4'11" - 5'4"
<b>SHOULDER PADS</b>		<b>S</b>	<b>M</b>	<b>L</b>	<b>XL</b>	<b>S</b>	<b>M</b>	<b>L</b>
	<b>SHOULDER WIDTH - CM</b>	35-38	38-42	42-48	N/A	26-31	28-33	32-36
	<b>SHOULDER WIDTH - IN</b>	14-15	15-17	17-19	N/A	10-12	11-13	13-14



<b>FTW - ELBOW PADS</b>		<b>WOMEN - SR</b>				<b>WOMEN - JR</b>		
		<b>S</b>	<b>M</b>	<b>L</b>	<b>XL</b>	<b>S</b>	<b>M</b>	<b>L</b>
<b>GENERAL</b>	<b>AGE</b>	13+	14+	14+	14+	8-10	10-12	12+
	<b>HEIGHT - CM</b>	157-172	163-177	167-186	167-186	127-137	137-149	149-62
	<b>HEIGHT - FT</b>	5'2" - 5'8"	5'4" - 5'10"	5'6" - 6'1"	5'6" - 6'1"	4'2" - 4'6"	4'6" - 4'11"	4'11" - 5'4"
<b>ELBOW PADS</b>		<b>S/M</b>		<b>M/L</b>		<b>S/M</b>		<b>M/L</b>
	<b>FOREARM CIRCUMFERENCE - CM</b>	21-26	N/A	26-30	N/A	15-22	N/A	17.5-25
	<b>FOREARM CIRCUMFERENCE - IN</b>	8.5-10	N/A	10-12	N/A	6-8.5	N/A	7-10



<b>FTW - SHIN GUARDS</b>		<b>WOMEN - SR - TAPERED FIT</b>				<b>WOMEN - JR</b>		
		<b>S</b>	<b>M</b>	<b>L</b>	<b>XL</b>	<b>S</b>	<b>M</b>	<b>L</b>
<b>GENERAL</b>	<b>AGE</b>	13+	14+	14+	14+	8-10	10-12	12+
	<b>HEIGHT - CM</b>	157-172	163-177	167-186	167-186	127-137	137-149	149-62
	<b>HEIGHT - FT</b>	5'2" - 5'8"	5'4" - 5'10"	5'6" - 6'1"	5'6" - 6'1"	4'2" - 4'6"	4'6" - 4'11"	4'11" - 5'4"
<b>SHIN GUARDS</b>		<b>12"</b>	<b>13"</b>	<b>14"</b>	<b>15"</b>		<b>10"</b>	<b>11"</b>
	<b>SHIN LENGTH (CM) - TONGUE OUT</b>	33-36	33-40	40-43	43-47	N/A	27-30	30-33
	<b>SHIN LENGTH (IN) - TONGUE OUT</b>	13-14	14-15.5	15.5-17	17-18.5	N/A	10.5-12	12-13
	<b>SHIN LENGTH (CM) - TONGUE IN</b>	31-34	34-38	38-41	41-45	N/A	25-28	28-31
	<b>SHIN LENGTH (IN) - TONGUE IN</b>	12-13.5	13.5-15	15-16	16-17.5	N/A	10-12	11-12



<b>FTW - PANTS</b>		<b>WOMEN - SR</b>				<b>WOMEN - JR</b>		
		<b>S</b>	<b>M</b>	<b>L</b>	<b>XL</b>	<b>S</b>	<b>M</b>	<b>L</b>
<b>GENERAL</b>	<b>AGE</b>	13+	14+	14+	14+	8-10	10-12	12+
	<b>HEIGHT - CM</b>	157-172	163-177	167-186	167-186	127-137	137-149	149-62
	<b>HEIGHT - FT</b>	5'2" - 5'8"	5'4" - 5'10"	5'6" - 6'1"	5'6" - 6'1"	4'2" - 4'6"	4'6" - 4'11"	4'11" - 5'4"
<b>PANTS</b>		<b>S</b>	<b>M</b>	<b>L</b>	<b>XL</b>	<b>S</b>	<b>M</b>	<b>L</b>
	<b>WAIST CIRCUMFERENCE - CM</b>	62-74	72-83	80-95	90-105	52-66	56-70	60-74
	<b>WAIST CIRCUMFERENCE - IN</b>	24.5-29	28.5-32.5	31.5-37.5	35.5-41	20.5-26	22-27.5	23.5-29
	<b>US SIZE</b>	00-6	6-14	12-20	16-24	Y6-Y14	Y10-2	Y14-6



<b>FTW - GLOVES</b>		<b>WOMEN - SR - TAPERED FIT</b>			
		<b>S</b>	<b>M</b>	<b>L</b>	<b>XL</b>
<b>GENERAL</b>	<b>AGE</b>	13+	14+	14+	14+
	<b>HEIGHT - CM</b>	157-172	163-177	167-186	167-186
	<b>HEIGHT - FT</b>	5'2" - 5'8"	5'4" - 5'10"	5'6" - 6'1"	5'6" - 6'1"
<b>GLOVES</b>		<b>12"</b>	<b>13"</b>	<b>14"</b>	
	<b>HAND LENGTH - CM</b>	14-17	16-18	18-22	N/A
	<b>HAND LENGTH - IN</b>	5.5-6.5	6.5-7	7-8.5	N/A





WOMEN'S TEAM



T9  
TRUE  
NAVY



4B  
DARK  
HEATHER  
GREY



12  
BLACK

FHO2TC  
**PREMIUM WOMEN'S  
TECH FLEECE HOODIE**

BODY/  
INSIDE

All new premium tech fleece pullover hoodie combines a breathable soft feel with a modern design built to travel on and off the bus to the rink and gym featuring front pockets and brushed jersey lined hood.

FIT REGULAR

SIZES WM XS - XL \$

LOGO CCM embroidery on top right shoulder provides team embellishment area.

CONTENT 84% polyester/12% Rayon/4% spandex 300GSM

COLORS Black (12), True Navy (T9), Dark Heather Grey (4B)



T9  
TRUE  
NAVY



4B  
DARK  
HEATHER  
GREY



12  
BLACK

PFP2TB  
**PREMIUM WOMEN'S  
TECH FLEECE JOGGER**

BODY/  
INSIDE

All new premium tech fleece jogger combines a breathable soft feel with a modern design built to travel on and off the bus to the rink and gym, featuring zippered side pockets with a silicone dipped waistband drawstring

FIT REGULAR

SIZES WM XS - XL \$

LOGO Strategically positioned embroidered CCM logo.

CONTENT 84% polyester/12% Rayon/4% spandex 300GSM

COLORS Black (12), True Navy (T9), Dark Heather Grey (4B)



12  
BLACK



T9  
TRUE  
NAVY

TSS3TB  
**WOMEN'S  
CREW NECK TEE**

BODY/  
INSIDE

Your favorite go to tee, with soft lightweight fabric to keep you cool, every day, everywhere.

FIT SLIM

SIZES WM XS - XL \$

LOGO CCM print.

CONTENT 50% Polyester/25% Cotton/25% Rayon, 152GSM

COLORS Black (12), True Navy (T9)



12  
BLACK

**JWN2TA**  
**WOMEN'S WINTER JACKET**



**FIT** REGULAR

**SIZES** WM S - XL \$

BODY/  
INSIDE

**BODY:** Women's fit with seam-to-seam post-embellishment zipper. Features zippered pockets, thick rib knit cuffs, reflective tape at back yoke, adjustable hem with bungee and cordlock, adjustable sleeve opening with Velcro, detachable hood with zipper, CCM embossed gros grain tape on shoulder/sleeves.

**INSIDE:** microfleece inside collar, zipper for post-embellishment access, inner drop-in pocket with Velcro closure.

LOGO

Embroidered CCM logo position provides full front and back embellishment zones.

CONTENT

100% Polyester twill with grey film membrane, breathable 5000G/M2/24H, 136GSM 200gsm insulation (body/hood), 100gsm in-sulation (sleeves)

COLORS

Black (12)



4B  
DARK GREY  
HEATHER

T9  
TRUE  
NAVY

12  
BLACK

**TSS2RB**  
**SHORT SLEEVE PREMIUM TRAINING TEE**



**FIT** SLIM

**SIZES** WM XS - XL \$

BODY/  
INSIDE

Premium technical training tee with breathable mesh inserts and Tactical Dry® technology designed to provide more mobility for your resistance training workouts.

LOGO

CCM 3D silicone print.

CONTENT

88% Recycled polyester/12% Spandex, 190gsm

COLORS

Black (12), True Navy (T9), Dark Heather Grey (4B)



12  
BLACK

**SKN2RA**  
**WOMEN'S TRAINING SHORT**



**FIT** REGULAR

**SIZES** WM XS - XL \$

BODY/  
INSIDE

CCM jacquard elastic waistband with adjustable drawcord and open side pockets, the team training short makes training day the best day.

LOGO

CCM 3D silicone print.

CONTENT


100% Polyester tricot 150g

COLORS

Black (12)



12  
BLACK



T9  
TRUE  
NAVY

**NEW**  
**PSS4TW**  
**WOMENS POLO**

FIT	SLIM
SIZES	WM XS - XL \$

BODY/  
INSIDE

Women's fit and grade to accommodate different body types. Performance fabric, breathable and moisture wicking. Silver yarn acts as anti-microbial.

LOGO Embroidered CCM logo

SHELL 93% poly 5% spandex 2% silver jersey

COLORS Black (12), True Navy (T9)



T9  
TRUE  
NAVY



12  
BLACK

**NEW**  
**TSS4RW**  
**WOMEN'S SHORT SLEEVE**  
**TRAINING TEE**

FIT	SLIM
SIZES	WM XS - XL \$

BODY/  
INSIDE

Features circular knit technology with breathability holes integrated to help evaporation, AER-TEC technology and a soft hand feel fabric. Seamless construction for added comfort and flexibility.

LOGO CCM 3D silicone print

CONTENT 100% nylon, 160GSM, circular knit w/ wicking treatment and quickdry

COLORS Black (12), True Navy (T9)



T9  
TRUE  
NAVY



12  
BLACK

**NEW**  
**TLS4RW**  
**WOMEN'S LONG SLEEVE**  
**TRAINING TEE**

FIT	SLIM
SIZES	WM XS - XL \$

BODY/  
INSIDE

Features circular knit technology with breathability holes integrated to help evaporation, AER-TEC technology and a soft hand feel fabric. Seamless construction for added comfort and flexibility.

LOGO CCM 3D silicone print

CONTENT 100% NYLON, 160GSM, circular knit w/ wicking treatment and quickdry

COLORS Black (12), True Navy (T9)



12  
BLACK



T9  
TRUE  
NAVY

**NEW**  
**TTK4RA**  
**WOMEN'S PREMIUM**  
**TRAINING CROP TOP**

FIT	PERFORMANCE COMPRESSION
SIZES	WM XS - XL \$

BODY/  
INSIDE

Features a high neck, curve hugging design, racer back, wide elastic under the bust and a doubled layer front. Perforated lining and back insert to help evaporation. Hidden pocket at front chest lining

LOGO CCM heat transfer label

CONTENT 78% recycled poly 22% spandex interlock one side with light peach in 250g/m2.

COLORS Black (12), True Navy (T9)



12  
BLACK



T9  
TRUE  
NAVY

**NEW**  
**PTL4RA**  
**WOMENS TRAINING**  
**LEGGINGS**

FIT	PERFORMANCE COMPRESSION
SIZES	WM XS - XL \$

BODY/  
INSIDE

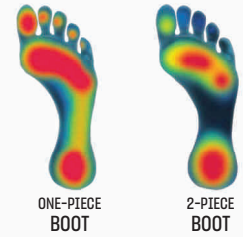
Features a curve hugging design, a deep cellphone pocket on the side, an adjustable waist and a hidden pocket in the front waistband.

LOGO CCM Heat transfer label

SHELL 78% recycled poly 22% spandex interlock one side with light peach in 250g/m2.

COLORS Black (12), True Navy (T9)





**MORE DIRECT  
ENERGY TRANSFER**



**CLOSER FIT**

**FASTER  
STRIDES\***

**THE ONE AND ONLY CCM  
ONEPIECE BOOT**

DISCLAIMER: COMPARISON MADE BETWEEN THE JETSPEED FT490 AND THE JETSPEED 480 IN SIZES 6, 6.5, 7, 7.5, 9.5, 10. ON AVERAGE, THE JETSPEED FT490 IS 3% LIGHTER THAN THE JETSPEED FT480.



# YOUR CCM SKATES, UNLIMITED

EVERY PLAYER'S FEET ARE UNIQUE.  
NOW, FIND YOUR FIT IN ANY  
CCM SKATE MODEL.

## STEP 1 - SELECT THE PERFORMANCE YOU'RE LOOKING TO MAXIMIZE

### JETSPEED

#### ACCELERATION

HYBRID FEATURES  
ALL-AROUND SPEED



### TACKS

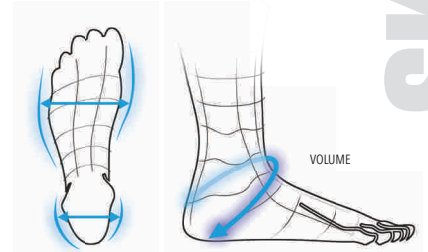
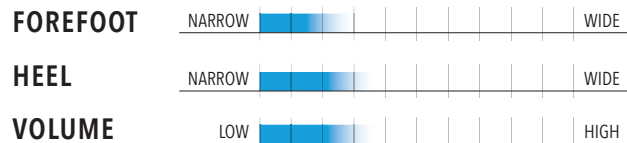
#### POWER

LONG, STRONG STRIDES  
MAXIMIZED FORCE GENERATION

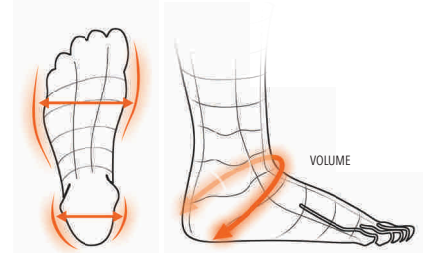
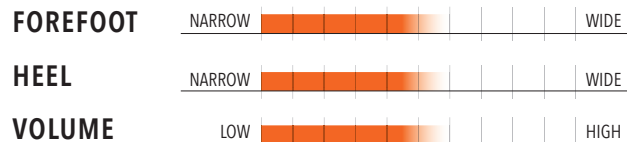


## STEP 2 - SELECT ANY CCM FIT THAT BEST SUITS YOUR FOOT

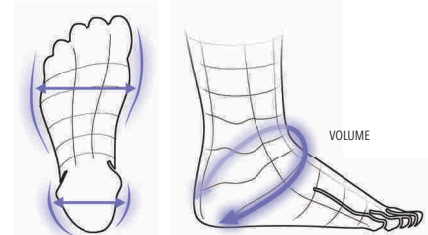
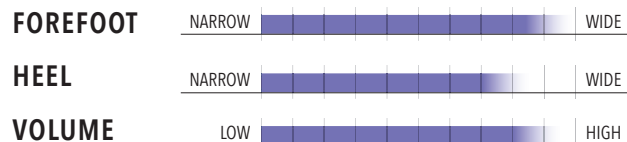
### TAPERED FIT



### REGULAR FIT



### WIDE FIT



## STEP 3 - PERSONALIZE YOUR FIT WITH MICRO ADJUSTMENTS

THE COMPOSITE MATERIALS USED IN ALL CCM ELITE SKATES ARE ULTRA-RESPONSIVE TO HEAT AND ALLOW THE BOOT TO EFFORTLESSLY ADAPT AND WRAP AROUND THE UNIQUE CURVES OF YOUR FOOT. USE THE CCM HEATING INSTRUCTIONS TO RELIEVE ANY MINOR PRESSURE POINTS AND PERSONALIZE YOUR FIT.



# STEP<sup>®</sup>

DESIGNED FOR

CCM

## STEP BLADES

STEP BLADES ARE MADE WITH PREMIUM GRADE STEEL, HELPING PLAYERS BENEFIT FROM A PHENOMENAL GLIDE AND AN OUTSTANDING EDGE QUALITY. STEP BLADES ARE THE MOST TRUSTED IN HOCKEY.

THE COMBINATION OF THE CCM ONE-PIECE BOOT, CCM XS HOLDER AND STEP BLADES CREATE THE ULTIMATE CONNECTION BETWEEN YOU AND THE ICE.



### STEP BLACKSTEEL



#### THE BEST BLADES, PERIOD

EVERY STEP BLACKSTEEL BLADE IS COATED WITH A LAYER OF CARBON NANOPARTICLES TO CREATE AN INCREDIBLY FINE, HARD EDGE. LIKE A HIGH-QUALITY CHEF'S KNIFE, THERE ARE NO BURRS AFTER SHARPENING AND THE HARDENED EDGE WITHSTANDS IMPACTS ON THE ICE WHILE LASTING LONGER THAN OTHER BLADES. ALL TOLD, STEP BLACKSTEEL MAXIMIZES YOUR SKATING SPEED BY REQUIRING LESS ENERGY TO MOVE ON THE ICE.


### STEP V-STEEL



#### LESS FRICTION, MORE POWER

THE STAINLESS STEEL SURFACE IS CAREFULLY POLISHED TO OBTAIN A MIRROR IMAGE FOR A SHARPER EDGE AFTER EVERY SHARPENING AND REDUCED RESISTANCE ON THE ICE. WITH OPTIMAL GLIDE, YOU USE LESS ENERGY DURING GAMES AND GET MORE PRECISE TURNS.

### STEP STEEL



#### REDEFINING BLADES

WE SEARCH THE WORLD FOR THE BEST STEEL ALLOYS TO MAKE BLADES YOU CAN COUNT ON TO PUT YOU ON TOP OF YOUR GAME. FROM THE VERY START OF PRODUCTION, WE CONSTANTLY MONITOR OUR RAW MATERIALS TO MAKE SURE THEY MEET OUR EXACTING STANDARDS.



# CUSTOMIZE YOUR ONE-PIECE BOOT



THE ULTIMATE FIT

## FOOT MOLD CREATION



WITH THE HELP OF THE CCM 3D FIT SCANNER, WE RECREATE A MOLD OF YOUR EXACT FOOT SHAPE TO ACHIEVE THE BEST-POSSIBLE FIT FOR YOUR GAME.



## CHOOSE YOUR CUSTOM OPTIONS

STEP 1

GET FIT USING THE CCM 3D FIT SCANNER.



STEP 2

SELECT YOUR CUSTOM ONE-PIECE BOOT.



TACKS XF PRO



JETSPEED FT6 PRO

CERTAIN COLOR OPTIONS AVAILABLE

STEP 3

SELECT YOUR STEEL.



STEP BLACKSTEEL XS



STEP STEEL XS

STEP 4

SELECT YOUR TONGUE.



METATOMIC  
ASYMMETRICAL // 7 MM



PRO  
BLACK FELT // 10 MM



LIGHTWEIGHT

STEP 5

SELECT YOUR LACES.



PRO COTTON



WAXED

STEP 6

CUSTOMIZE COLOURS AND ADD YOUR NUMBER.



OPTIONS VARY BY MODEL

# TACKS XF PRO SKATES



INNOVATIVE FORS COMPOSITE CONSTRUCTION, BUILT INTO THE ONE-PIECE BOOT POWER, MAKES THE NEW XF PRO THE BEST TACKS SKATE THAT CCM HAS EVER MADE. SPECIFICALLY ENGINEERED TO BE LIGHTER, MORE RESPONSIVE, AND MORE DURABLE, ALL WHILE MAINTAINING THE SAME PRO-LEVEL STIFFNESS IDEAL FOR INTENSE NORTH-SOUTH SKATERS. FORCE AND EXPLOSIVENESS ARE AMPLIFIED IN EVERY STRIDE WITH SUPERIOR ENERGY TRANSFER THAT ONLY THE ONE-PIECE BOOT CAN PROVIDE. THE POWERFLEX TENDON 3.0 GIVES YOU THE SAME RANGE OF MOTION FOR MAXIMUM STRIDE EXTENSION, WITH MORE PROTECTION AND DURABILITY.

GAME READY FIT HAS BEEN IMPROVED TO OPTIMIZE THE ANATOMICAL SHAPING IN PRECISE AREAS OF THE BOOT, PROVIDING BETTER HEEL LOCK AND TIGHTER FOREFOOT WRAP, FOR A SNUG AND COMFORTABLE DYNAMIC FIT IDEAL FOR ELITE SKATERS. WITH DENSER ADPT MEMORY FOAM AROUND THE ANKLES WITH ADDED RESPONSIVE FOAM LINER LAYERING, YOU MIGHT NEVER WANT TO TAKE THESE SKATES OFF.

## TECH 001

### **FORS COMPOSITE ONE-PIECE BOOT POWER**

NEW BOOT CONSTRUCTION USING PREMIUM RAW MATERIALS, WEAVED TOGETHER WITH A HIGH-END CORE, IMPROVES THE WEIGHT-TO-STIFFNESS RATIO, CREATING A LIGHTER SKATE WITH SUSTAINED STIFFNESS PROFILE FOR INCREASED DURABILITY AND LONG-TERM PERFORMANCE.

## TECH 002

### **GAME READY FIT & COMFORT FEATURES**

SLIP RIGHT INTO THESE BOOTS AND SKATE FOR DAYS, WITH IMPROVED OUT-OF-THE-BOX COMFORT AND ENHANCED DYNAMIC FIT SPECIFICALLY DESIGNED TO TAKE YOUR PERFORMANCE TO THE NEXT LEVEL.

## TECH 003

### **STEP BLACK STEEL (+4MM)**

HIGHEST QUALITY OF STEEL WITH CARBON-COATED TECHNOLOGY FOR SUPERIOR EDGE HARDNESS, PHENOMENAL GLIDE, AND INCREASED SKATING SPEED.

## TECH 004

### **FLEX TENDON 3.0**

GET MORE STRIDE EXTENSION FOR FASTER SKATING SPEED, WITH IMPROVED DESIGN AND CONSTRUCTION FOR ADDED PROTECTION AND SUPPORT.



**NEW**  
**SKXFP**  
**TACKS XF PRO**  
 SKATES

HEAT MOLDABLE

SIZES	SR	7 - 12	TAPERED, REGULAR, WIDE	FULL/HALF	\$
	INT	4 - 6.5	TAPERED, REGULAR, WIDE	FULL/HALF	\$
	JR	1 - 3.5	REGULAR	FULL/HALF	\$
YT	SEE PAGE 40				

**NEW**  
**SKXF**  
**TACKS XF**  
 SKATES

HEAT MOLDABLE

SIZES	SR	7 - 12	TAPERED, REGULAR, WIDE	FULL/HALF	\$
	INT	4 - 6.5	TAPERED, REGULAR, WIDE	FULL/HALF	\$

QUARTER PACKAGE	<b>ONE-PIECE BOOT POWER WITH GAME READY FIT</b> Amplified power and explosiveness from every stride with a more responsive boot construction delivering even better energy transfer. Higher in-step volume, via extended facings, delivers a more generous fit in the midfoot for elite Tacks skaters.	QUARTER PACKAGE	<b>ONE-PIECE BOOT POWER WITH GAME READY FIT</b> Amplified power and explosiveness from every stride with a more responsive boot construction delivering even better energy transfer. Higher in-step volume, via extended facings, delivers a more generous fit in the midfoot for elite Tacks skaters.
BOOT MATERIAL	<b>FORS COMPOSITE + HIGH-END CORE AND CHROME GRAPHIC</b> Premium composite materials, weaved together with a high-end core, improves the weight-to-stiffness ratio for long-term performance.	BOOT MATERIAL	<b>RFM COMPOSITE + CHROME GRAPHICS</b> NHL-caliber composite material, lightweight, with enhanced durability. Chrome graphics create a rich design that looks just like the Pros.
STIFFNESS	<b>215</b> Super lightweight, stiff, and thermo-formable core generates ultimate skating performance.	STIFFNESS	<b>190</b> Lightweight, stiff, and thermo-formable core generates ultimate skating performance.
LINER	<b>TOTALDRI PRO WITH RESPONSIVE FOAM + POLYGIENE</b> High-performance moisture-wicking material keeps feet dry and skates light, while responsive foam backing hugs your feet all throughout the boot. Polygiene antimicrobial treatment fights odor and bacteria.	LINER	<b>TOTALDRI PRO WITH RESPONSIVE FOAM + POLYGIENE</b> High-performance moisture-wicking material keeps feet dry and skates light, while responsive foam backing hugs your feet all throughout the boot. Polygiene antimicrobial treatment fights odor and bacteria.
TENDON	<b>FLEX TENDON 3.0 WITH FORS COMPOSITE</b> Achieve greater extension on skating strides for increased speed, with improved protection and support.	TENDON	<b>FLEX TENDON 3.0 WITH SUPER SKIN</b> Achieve greater extension on skating strides for increased speed, with improved protection and support.
COMFORT & ANKLE PADDING	<b>ADPT MEMORY FOAM WITH HEEL LOCKDOWN AND SEAMLESS COMFORT</b> Multi-layered configuration with denser ADPT Memory Foam for next-level comfortable and elite fit. Optimized positioning and boot shaping create the Heel Lockdown zone, securing your foot from stride to stride.	COMFORT & ANKLE PADDING	<b>ADPT MEMORY FOAM WITH HEEL LOCKDOWN AND SEAMLESS COMFORT</b> Multi-layered configuration with denser ADPT Memory Foam for next-level comfortable and elite fit. Optimized positioning and boot shaping create the Heel Lockdown zone, securing your foot from stride to stride.
TONGUE	<b>TRITECH CONSTRUCTION WITH D30® PROTECTION</b> 7 mm black felt and a molded foam core wrap your foot perfectly for superior on-ice fit and comfort. Injected D30® lacebite provides added protection with an improved construction designed for better forward flexion.	TONGUE	<b>TRITECH CONSTRUCTION WITH EVA PROTECTION</b> 7 mm black felt and a molded foam core wrap your foot perfectly for superior on-ice fit and comfort. Injected EVA foam lacebite provides protection with an improved construction designed for better forward flexion.
MIDSOLE	<b>LIGHTWEIGHT COMPOSITE MIDSOLE</b> For superior energy transfer from boot to blade.	MIDSOLE	<b>LIGHTWEIGHT MIDSOLE</b> For enhanced energy transfer from boot to blade
FOOTBED	<b>MOLDED CCM ORTHOLITE ULTRA WITH ADPT MEMORY FOAM</b> Ultra-lightweight comfort, molded fit, with heel grip support, and an added layer of ADPT Memory Foam.	FOOTBED	<b>MOLDED CCM ORTHOLITE ULTRA WITH ADPT MEMORY FOAM</b> Ultra-lightweight comfort, molded fit, with heel grip support, and an added layer of ADPT Memory Foam.
HOLDER	<b>SPEEDBLADE XS WITH ENHANCED DIAL</b> CCM quick-release holder and bladlock system featuring new enhanced dial, 136% larger with improved texturization, for better grip and faster changes on the fly.	HOLDER	<b>SPEEDBLADE XS WITH NEW ENHANCED DIAL</b> CCM quick-release holder and bladlock system featuring new enhanced dial, 136% larger with improved texturization, for better grip and faster changes on the fly.
RUNNER	<b>STEP BLACKSTEEL (+4MM)</b> Highest quality of steel with carbon-coated technology for superior edge hardness, phenomenal glide, and increased skating speed.	RUNNER	<b>STEP V-STEEL (+4MM)</b> Highest quality of steel, carefully polished to obtain a mirror image for a sharper edge, superior glide, and increased skating speed.

SKXFP - LAUNCH DATE

SKXF - LAUNCH DATE



**NEW**  
**SKXF90**  
**TACKS XF90**  
**SKATES**

HEAT MOLDABLE

SIZES	SR	7 - 11.5	REGULAR, WIDE	FULL/HALF	\$
	INT	4 - 6.5	REGULAR, WIDE	FULL/HALF	\$

**NEW**  
**SKXF80**  
**TACKS XF80**  
**SKATES**

HEAT MOLDABLE

SIZES	SR	7 - 11.5	REGULAR, WIDE	FULL/HALF	\$
	INT	4 - 6.5	REGULAR, WIDE	FULL/HALF	\$
	JR	2 - 3.5	REGULAR, WIDE	FULL/HALF	\$
		1 - 1.5	REGULAR	FULL/HALF	\$
	YT	SEE PAGE 40			

**NEW**  
**SKXF70**  
**TACKS XF70**  
**SKATES**

SIZES	SR	7 - 11.5	REGULAR, WIDE	FULL/HALF	\$
	INT	4 - 6.5	REGULAR, WIDE	FULL/HALF	\$
	JR	2 - 3.5	REGULAR, WIDE	FULL/HALF	\$
		1 - 1.5	REGULAR	FULL/HALF	\$

**QUARTER PACKAGE** **ONE-PIECE BOOT**  
 Players get more direct energy transfer and a closer fit for faster strides.

**QUARTER PACKAGE** **ONE-PIECE BOOT**  
 Players get more direct energy transfer and a closer fit for faster strides. 3D texturization and chrome facings combine for added design richness and quality.

**QUARTER PACKAGE** **2D METAFRAME SYNTHETIC COMPOSITE WITH FAUX CARBON SKIN**  
 Ergonomic shape provides great comfort within a light and durable boot construction.

**BOOT MATERIAL** **RFM COMPOSITE BLEND + CHROME GRAPHIC**  
 NHL-caliber composite material, lightweight with enhanced durability. Chrome graphics create a rich design that looks just like the Pros.

**STIFFNESS** **160**  
 Thermo-formable core for great skating performance.

**BOOT MATERIAL** **140**  
 Solid core for great skating performance.

**STIFFNESS** **180**  
 Lightweight, stiff, and thermo-formable core generates ultimate skating performance.

**LINER** **HD MICROFIBER**  
 High resistance to wear with added EVA layer delivering fit and comfort deeper into the boot.

**LINER** **HD MICROFIBER**  
 High resistance to wear with added EVA layer delivering fit and comfort deeper into the boot.

**LINER** **TOTALDRI WITH POLYGIENE**  
 High-performance moisture-wicking material keeps feet dry and skates light, with superior odor protection. Added EVA layer delivering major fit and comfort.

**TENDON** **FLEX TENDON 3.0**  
 Improved range of motion allowing greater extension on skating strides for increased speed. Enhanced design provides more protection and support.

**COMFORT & ANKLE PADDING** **MEMORY FOAM WITH COMFORT PAD**  
 Multi-density foam, with added ankle pad at the boot cut, wrap nicely around your foot for great fit and comfort.

**TENDON** **FLEX TENDON 3.0**  
 Achieve greater extension on skating strides for increased speed, with improved protection and support.

**COMFORT & ANKLE PADDING** **MEMORY FOAM WITH SEAMLESS COMFORT**  
 Multi-density foam pads with Seamless Comfort finish wrap anatomically around your foot for ultimate fit and comfort.

**TONGUE** **METATOMIC TRITECH**  
 7mm black felt, foam core reinforcement, and embossed 2mm lacebite protection wrap your foot for excellent fit and comfort.

**COMFORT & ANKLE PADDING** **MEMORY FOAM WITH SEAMLESS COMFORT**  
 Multi-density foam pads with Seamless Comfort finish wrap anatomically around your foot for ultimate fit and comfort.

**TONGUE** **METATOMIC TRITECH**  
 7mm black felt, foam core reinforcement, and molded lacebite protection wrap your foot beautifully for excellent fit and comfort.

**FOOTBED** **CCM ORTHOLITE**  
 Ultra-lightweight and enhanced comfort.

**TONGUE** **TRITECH CONSTRUCTION WITH EVA PROTECTION**  
 7mm black felt and a molded foam core wrap your foot perfectly for superior on-ice fit and comfort. Injected EVA foam lacebite provides protection with an improved construction designed for better forward flexion.

**FOOTBED** **MOLDED CCM ORTHOLITE**  
 Ultra-lightweight, molded fit, and enhanced comfort.

**HOLDER** **SPEEDBLADE XS**  
 CCM quick-release holder with bladelock system

**MIDSOLE** **LIGHTWEIGHT MIDSOLE**  
 For enhanced energy transfer from boot to blade.

**HOLDER** **SPEEDBLADE XS**  
 CCM quick-release holder with metal pin bladelock system

**RUNNER** **CCM XS**  
 Stainless steel runner

**FOOTBED** **MOLDED CCM ORTHOLITE ULTRA**  
 Ultra-lightweight, molded fit, and enhanced comfort.

**RUNNER** **XS PRO STAINLESS**  
 Taller blade (+2mm vs. XS1) gives you better attack angles while the stainless steel provides a long-lasting edge, all for improved skating performance

**HOLDER** **SPEEDBLADE XS**  
 CCM quick-release holder with metal pin bladelock system

**RUNNER** **STEP STEEL (+4MM)**  
 Highest quality of steel with increased height and 3mm thickness, giving you better edge control and letting you dig into the ice with confidence.



CCM

TACKS

CCM

SPEEDBLADE



**NEW**  
**SKXF90**  
**JETSPEED XF PRO - JR**  
**SKATES**

**HEAT MOLDABLE**

SIZES JR 1 - 3.5 REGULAR FULL/HALF \$

**NEW**  
**SKXF80**  
**TACKS XF80 - JR**  
**SKATES**

SIZES JR 1 - 1.5 REGULAR FULL/HALF  
 2 - 3.5 REGULAR, WIDE FULL/HALF \$

**NEW**  
**SKXF70**  
**TACKS XF70 - JR**  
**SKATES**

SIZES JR 1 - 1.5 REGULAR FULL/HALF  
 2 - 3.5 REGULAR, WIDE FULL/HALF \$

QUARTER PACKAGE	<b>ONE-PIECE BOOT + REINFORCEMENT</b> Players get more direct energy transfer and a closer fit for faster strides. Targeted reinforcements provide added durability and performance.	QUARTER PACKAGE	<b>ONE-PIECE BOOT</b> Players get more direct energy transfer and a closer fit for faster strides. 3D texturization and chrome facings combine for added design richness and quality.	QUARTER PACKAGE	<b>INJECTED SYNTHETIC COMPOSITE WITH FAUX CARBON SKIN</b> Ergonomic shape provides great comfort within a light and durable boot construction.
BOOT MATERIAL	<b>RFM COMPOSITE + TRANSLUCENT GRAPHIC</b> NHL-caliber composite material, lightweight with enhanced durability.	LINER	<b>HD MICROFIBER</b> High resistance to wear with added EVA layer delivering fit and comfort deeper into the boot.	LINER, COMFORT & ANKLE PADDING	<b>MEMORY FOAM WITH ANKLE PAD</b> ADPT Memory foam around the ankles, added comfort pad at the boot cut, and layered liner foam wrap nicely around your foot for great fit and comfort.
LINER	<b>TOTALDRI PRO WITH RESPONSIVE FOAM + POLYGIENE</b> High-performance moisture-wicking material keeps feet dry and skates light, while responsive foam backing hugs your feet all throughout the boot. Polygiene antimicrobial treatment fights odor and bacteria.	TENDON	<b>FLEX TENDON</b> Improved range of motion allowing greater extension on skating strides for increased speed.	TONGUE	<b>METATOMIC TRITECH</b> 7mm black felt, foam core reinforcement, and embossed 2mm lacebite protection wrap your foot for excellent fit and comfort.
TENDON	<b>FLEX TENDON 3.0 WITH FORS COMPOSITE</b> Achieve greater extension on skating strides for increased speed, with improved protection and support.	COMFORT & ANKLE PADDING	<b>MEMORY FOAM WITH SEAMLESS COMFORT</b> Multi-density foam pads with Seamless Comfort finish wrap anatomically around your foot for ultimate fit and comfort.	FOOTBED	<b>CCM ORTHOLITE</b> Ultra-lightweight and enhanced comfort.
COMFORT & ANKLE PADDING	<b>ADPT MEMORY FOAM WITH HEEL LOCKDOWN AND SEAMLESS COMFORT</b> Multi-layered configuration with denser ADPT Memory Foam for next-level comfortable and elite fit. Optimized positioning and boot shaping create the Heel Lockdown zone, securing your foot from stride to stride.	TONGUE	<b>METATOMIC TRITECH</b> 7mm black felt, foam core reinforcement, and molded lacebite protection wrap your foot beautifully for excellent fit and comfort.	HOLDER	<b>SPEEDBLADE XS</b> CCM quick-release holder with metal pin bladelock system
TONGUE	<b>TRITECH CONSTRUCTION WITH D30® PROTECTION</b> 7mm black felt and a molded foam core wrap your foot perfectly for superior on-ice fit and comfort. Injected D30® lacebite provides added protection with an improved construction designed for better forward flexion.	FOOTBED	<b>MOLDED CCM ORTHOLITE</b> Ultra-lightweight, molded fit, and enhanced comfort.	RUNNER	<b>CCM XS</b> Stainless steel runner
FOOTBED	<b>MOLDED CCM ORTHOLITE ULTRA WITH HEEL GRIP</b> Ultra-lightweight, molded fit, and enhanced comfort and heel grip.	HOLDER	<b>SPEEDBLADE XS</b> CCM quick-release holder with metal pin bladelock system		
HOLDER	<b>SPEEDBLADE XS</b> CCM quick-release holder with metal pin bladelock system	RUNNER	<b>CCM XS</b> Stainless steel runner		
RUNNER	<b>STEP BLACKSTEEL (+4MM)</b> Highest quality of steel with carbon-coated technology for superior edge hardness, phenomenal glide, and increased skating speed.				

SKXF90 - JR - LAUNCH DATE

SKXF80 - JR - LAUNCH DATE

SKXF70 - JR - LAUNCH DATE





**SK680  
JETSPEED FT680 - JR  
SKATES**

**HEAT MOLDABLE**

SIZES JR 1 - 1.5 REGULAR FULL/HALF \$  
2 - 3.5 REGULAR, WIDE FULL/HALF

**SK670  
JETSPEED FT670 - JR  
SKATES**

**HEAT MOLDABLE**

SIZES JR 1 - 1.5 REGULAR FULL/HALF \$  
3 - 3.5 REGULAR, WIDE FULL/HALF

**QUARTER PACKAGE**  
**ONE-PIECE BOOT WITH CUSTOM COLOUR DECALS**  
Players get more direct energy transfer and a closer fit for faster strides.  
Match your team uniform or stand out from your friends by customizing your skates with a choice of four colours from the decal sheet included.

**QUARTER PACKAGE**  
**ONE-PIECE BOOT**  
Players get more direct energy transfer and a closer fit for faster strides.

**LINER**  
**HD MICROFIBER**  
High resistance to wear with added EVA layer delivering major fit and comfort.

**TONGUE**  
**ASYMMETRICAL FELT**  
7mm felt with embossed lace-bite for comfort and protection.

**TENDON**  
**FLEX TENDON**  
Improved range of motion allowing greater extension on skating strides for increased speed.

**FOOTBED**  
**CCM FOOTBED**  
Lightweight and very comfortable.

**COMFORT & ANKLE PADDING**  
**MEMORY FOAM WITH SEAMLESS COMFORT**  
Multi-density foam pads with Seamless Comfort finish wrap anatomically around your foot for customized fit and ultimate comfort.

**HOLDER**  
**SPEEDBLADE XS**  
CCM quick-release holder with bladelock system.

**TONGUE**  
**METATOMIC TRITECH**  
Metatomic fit with molded lace-bite protection for excellent fit and comfort.

**RUNNER**  
**CCM XS**  
Stainless steel runner.

**FOOTBED**  
**ADPT MEMORY FOAM**  
Ultra-lightweight comfort and superior support, with an added layer of ADPT Memory Foam.

**HOLDER**  
**SPEEDBLADE XS**  
CCM quick-release holder with bladelock system.

**RUNNER**  
**CCM XS**  
Stainless steel runner.





**NEW**  
**SKXFP**  
**TACKS XF PRO - YTH**  
**SKATES**

SIZES YT 8 - 10 REGULAR FULL \$  
 11 - 13.5 REGULAR FULL/HALF



QUARTER PACKAGE	<b>REINFORCED SYNTHETIC COMPOSITE WITH FAUX CARBON SKIN</b>	Durable boot with extra reinforcement for structural stiffness and improved performance. Skin graphic and chrome overlays replicate the pro design for elite beginners.
LINER, COMFORT & ANKLE PADDING	<b>HD MICROFIBER LINER + MEMORY FOAM &amp; ANKLE PAD</b>	ADPT Memory foam around the ankles, added comfort pad at the boot cut, and layered liner foam wrap nicely around your foot for great fit and comfort.
TONGUE	<b>ASYMMETRICAL DUAL-LAYER CONSTRUCTION WITH EMBOSSED LACE-BITE</b>	5mm black felt with added 6mm foam core reinforcement for comfort and protection, improved construction for enhanced forward flexion.
FOOTBED	<b>MOLDED FOAM + KID SIZING ZONE</b>	Molded insole keeps your foot in place for improved performance. With CCM Kid Sizing Zone, it's never been easier to fit tiny feet, providing young players with excellent support and comfort.
HOLDER & RUNNER	<b>CCM SPEEDBLADE BLACK</b>	Non-replaceable black steel blade with elevated holder for an increased attack angle.

SKXFP-YT - LAUNCH DATE



**NEW**  
**SKXF80**  
**TACKS XF80 - YTH**  
**SKATES**

SIZES YT 8 - 10 REGULAR FULL \$  
 11 - 13.5 REGULAR FULL/HALF



QUARTER PACKAGE	<b>INJECTED CORE TECHNOLOGY + CHROME OVERLAY</b>	Durable boot construction, reinforced for durability and performance, with chrome overlays for pro-looking style.
COMFORT & ANKLE PADDING	<b>MEMORY FOAM WITH ANKLE PAD + SLICKTEC HEEL</b>	ADPT Memory foam around the ankles, added comfort pad at the boot cut, and layered liner foam wrap nicely around your foot for great fit and comfort. SlickTec Heel application makes it easier than ever to get your young star into their skates and onto the ice.
TONGUE	<b>DUAL-LAYER CONSTRUCTION WITH EMBOSSED LACE-BITE</b>	5mm black felt with added 4mm foam core reinforcement for comfort and protection, improved construction for enhanced forward flexion.
FOOTBED	<b>KID SIZING ZONE</b>	It's never been easier to fit tiny feet, providing young players with excellent support and comfort.
HOLDER & RUNNER	<b>CCM SPEEDBLADE</b>	Non-replaceable steel blade with elevated holder an increased attack angle.

SKXF80-YT - LAUNCH DATE



## SKFT6P JETSPEED FT6 PRO - YTH SKATES

SIZES YT 8 - 10 REGULAR FULL \$  
11 - 13.5 REGULAR FULL/HALF



**QUARTER PACKAGE** REINFORCED INJECTED TECHNOLOGY WITH SYNTHETIC COMPOSITE Durable boot with extra reinforcement for added structural stiffness. Also comes with number decals to customize your skates.

**COMFORT & ANKLE PADDING** MEMORY FOAM WITH SEAMLESS COMFORT Improved comfort from additional memory foam and seamless finish, wrapping anatomically around your foot for a closer fit.

**TONGUE** ASYMMETRICAL FELT WITH EMBOSSED LACE-BITE PROTECTION 7mm felt with added foam for comfort and protection.

**FOOTBED** MOLDED KID SIZING ZONE It's never been easier to fit tiny feet, providing young players with excellent support and comfort.

**HOLDER & RUNNER** CCM SPEEDBLADE BLACK Non-replaceable black steel blade with elevated holder for an increased attack angle.

SKFT6P-YT - LAUNCH DATE



## SK680 JETSPEED FT680 - YTH SKATES

SIZES YT 8 - 10 REGULAR FULL \$  
11 - 13.5 REGULAR FULL/HALF

**QUARTER PACKAGE** INJECTED CORE TECHNOLOGY WITH CUSTOM COLOUR DECALS Durable boot with structural stiffness. Custom Colour Decals: Match your team uniform or stand out from your friends by customizing your skates with a choice of four colours from the decal sheet.

**TONGUE** ASYMMETRICAL FELT WITH EMBOSSED LACE-BITE PROTECTION 7mm felt with added foam for comfort and protection.

**FOOTBED** MOLDED KID SIZING ZONE It's never been easier to fit tiny feet, providing young players with excellent support and comfort.

**HOLDER & RUNNER** CCM SPEEDBLADE Non-replaceable steel blade with elevated holder an increased attack angle.

SK680-YT - LAUNCH DATE





**SKFT6P**  
**JETSPEED FT6 PRO**  
**SKATES**

HEAT MOLDABLE

SIZES	SR	7 - 12	TAPERED, REGULAR, WIDE	FULL/HALF	\$
	INT	4 - 6.5	TAPERED, REGULAR, WIDE	FULL/HALF	\$
	JR	1 - 3.5	REGULAR	FULL/HALF	\$

YT SEE PAGE 41



**SKFT6**  
**JETSPEED FT6**  
**SKATES**

HEAT MOLDABLE

SIZES	SR	7 - 11.5	REGULAR, WIDE	FULL/HALF	\$
	INT	4 - 6.5	REGULAR, WIDE	FULL/HALF	\$

QUARTER PACKAGE	<b>ONE-PIECE BOOT SPEED WITH GAME READY FIT</b> All about performance and acceleration with Game Ready Fit for the perfect wrap. Get more direct energy transfer for faster strides and beat your opponents to the puck every time.
MATERIAL	<b>RFM COMPOSITE WITH HIGH-END CORE</b> NHL-caliber composite material, lightweight with enhanced durability.
STIFFNESS	<b>195</b> Super lightweight, stiff, and thermo-formable core generates ultimate skating performance.
LINER	<b>TOTALDRI PRO + WITH POLYGIENE</b> High-performance moisture-wicking material keeps feet dry and skates light, with superior odor protection. Added EVA layer delivering major fit and comfort.
TENDON	<b>FLEX TENDON WITH CARBON</b> Improved range of motion allowing greater extension on skating strides for increased speed. Carbon insert for ultimate protection.
COMFORT & ANKLE PADDING	<b>MEMORY FOAM WITH SEAMLESS COMFORT</b> Multi-density foam pads with Seamless Comfort finish wrap anatomical-ly around your foot for customized fit and ultimate comfort.
TONGUE	<b>ADPT COMFORT WITH FLEXMOTION</b> Metatomic fit, lightweight molded core, and ADPT Memory foam wrap your foot for ultimate fit and comfort. FlexMotion lace-bite design enhances forward flexion and keeps you protected.
MIDSOLE	<b>LIGHTWEIGHT COMPOSITE MIDSOLE</b> For superior energy transfer from boot to blade.
FOOTBED	<b>MOLDED CCM ORTHOLITE ULTRA WITH ADPT MEMORY FOAM</b> Ultra-lightweight comfort, molded fit, with heel grip support, and an added layer of ADPT Memory Foam.
HOLDER	<b>SPEEDBLADE XS WITH ENHANCED DIAL</b> CCM quick-release holder and bladlock system featuring new enhanced dial, 136% larger with improved texturization, for better grip and faster changes on the fly.
RUNNER	<b>SR - STEP BLACKSTEEL (+4MM)</b> Highest quality of steel with carbon-coated technology for superior edge hardness, phenomenal glide, and increased skating speed. <b>JR - STEP STEEL (+4MM)</b>

QUARTER PACKAGE	<b>ONE-PIECE BOOT</b> Players get more direct energy transfer and a closer fit for faster strides.
MATERIAL	<b>RFM COMPOSITE WITH SUPER SKIN</b> NHL-caliber composite material, lightweight with enhanced durability.
STIFFNESS	<b>180</b> Lightweight, stiff, and thermo-formable core generates ultimate skating performance.
LINER	<b>TOTALDRI PRO WITH POLYGIENE</b> High-performance moisture-wicking material keeps feet dry and skates light, with superior odor protection. Added EVA layer delivering major fit and comfort.
TENDON	<b>FLEX TENDON WITH SUPER SKIN</b> Improved range of motion allowing greater extension on skating strides for increased speed. Super Skin insert for enhanced protection.
COMFORT & ANKLE PADDING	<b>MEMORY FOAM WITH SEAMLESS COMFORT</b> Multi-density foam pads with Seamless Comfort finish wrap anatomically around your foot for customized fit and ultimate comfort.
TONGUE	<b>ADPT COMFORT METATOMIC TRITECH</b> Metatomic fit, molded lace-bite protection, and ADPT Memory foam wrap your foot for superior fit and comfort.
MIDSOLE	<b>LIGHTWEIGHT MIDSOLE</b> For enhanced energy transfer from boot to blade.
FOOTBED	<b>MOLDED CCM ORTHOLITE ULTRA</b> Ultra-lightweight comfort, molded fit, and enhanced comfort.
HOLDER	<b>SPEEDBLADE XS WITH ENHANCED DIAL</b> CCM quick-release holder and bladlock system featuring new enhanced dial, 136% larger with improved texturization, for better grip and faster changes on the fly.
RUNNER	<b>STEP STEEL (+4MM)</b> Highest quality of steel with increased height and 3mm thickness, giving you better edge control and letting you dig into the ice with confidence.



**SK680**  
**JETSPEED FT680**  
SKATES

HEAT MOLDABLE

SIZES	SR	7 - 11.5	REGULAR, WIDE	FULL/HALF	\$
	INT	4 - 6.5	REGULAR, WIDE	FULL/HALF	\$
JR	SEE PAGE 39				
YT	SEE PAGE 41				



**SK670**  
**JETSPEED FT670**  
SKATES

HEAT MOLDABLE

SIZES	SR	7 - 11.5	REGULAR, WIDE	FULL/HALF	\$
	INT	4 - 6.5	REGULAR, WIDE	FULL/HALF	\$
JR	SEE PAGE 39				

**QUARTER PACKAGE** **ONE-PIECE BOOT**  
Players get more direct energy transfer and a closer fit for faster strides.

**QUARTER PACKAGE** **ONE-PIECE BOOT**  
Players get more direct energy transfer and a closer fit for faster strides.

**MATERIAL** **RFM COMPOSITE**  
NHL-caliber lightweight composite blend with enhanced durability.

**STIFFNESS** **150**  
Solid core for great skating performance.

**STIFFNESS** **165**  
Thermo-formable core for great skating performance.

**LINER** **HD MICROFIBER**  
High resistance to wear with added EVA layer delivering major fit and comfort.

**LINER** **HD MICROFIBER**  
High resistance to wear with added EVA layer delivering major fit and comfort.

**TONGUE** **ASYMMETRICAL FELT**  
7mm felt with embossed lace-bite for comfort and protection.

**TENDON** **FLEX TENDON**  
Improved range of motion allowing greater extension on skating strides for increased speed.

**FOOTBED** **MOLDED CCM ORTHOLITE ULTRA**  
Ultra-lightweight comfort, molded fit, and enhanced comfort.

**COMFORT & ANKLE PADDING** **MEMORY FOAM WITH SEAMLESS COMFORT**  
Multi-density foam pads with Seamless Comfort finish wrap anatomically around your foot for customized fit and ultimate comfort.

**HOLDER** **SPEEDBLADE XS**  
CCM quick-release holder with bladlock system.

**TONGUE** **METATOMIC TRITECH**  
Metatomic cut 7mm felt with molded lace-bite protection for excellent fit and comfort.

**RUNNER** **CCM XS**  
Stainless steel runner.

**FOOTBED** **MOLDED CCM ORTHOLITE ULTRA**  
Ultra-lightweight comfort, molded fit, and enhanced comfort.

**HOLDER** **SPEEDBLADE XS**  
CCM quick-release holder with bladlock system.

**RUNNER** **SR:** XS Stainless – provides a long-lasting edge for long-term performance

**INT:** CCM XS – stainless steel runner



**SKNEXT24  
CCM NEXT  
SKATES**

SIZES	SR	7 - 13	REGULAR	FULL	\$
	INT	4 - 6	REGULAR	FULL	\$
	JR	1 - 3	REGULAR	FULL	

**SKNEXT24  
CCM NEXT - YT  
SKATES**

SIZES	YT	6 - 13	REGULAR	FULL	\$
-------	----	--------	---------	------	----

QUARTER PACKAGE	<b>3D INJECTED BOOT</b> Ergonomic boot-shaping system for great comfort and new texturized finish for improved durability	QUARTER PACKAGE	<b>INJECTED CORE WITH MESH SKIN GRAPHIC</b> Comfortable and durable boot construction, with modern graphic design for added style points.
STIFFNESS	<b>115</b> Solid core for great skating performance.	ANKLE PADDING & COMFORT	<b>MEMORY FOAM WITH COMFORT PAD</b> ADPT Memory foam around the ankles and added comfort pad at the boot cut provide an improved fit for happier skaters.
LINER & COMFORT	<b>HD MICROFIBER WITH COMFORT PAD</b> High resistance to wear with EVA foam layer and added comfort pad at the boot cut, delivering improved fit and comfort.	TONGUE	<b>DUAL-LAYER CONSTRUCTION</b> 5mm felt with added 4mm foam core reinforcement for comfort and protection, improved construction for enhanced forward flexion.
TONGUE	<b>FELT TONGUE</b> 7mm felt with added foam core for comfort and protection	FOOTBED	<b>KID SIZING ZONE</b> It's never been easier to fit tiny feet, providing young players with excellent support and comfort.
FOOTBED	<b>CCM FOOTBED</b> Provides support and comfort	HOLDER / RUNNER	<b>CCM SPEEDBLADE</b> Non-replaceable steel blade with elevated holder an increased attack angle.
HOLDER / RUNNER	<b>CCM SPEEDBLADE</b> Non-replaceable stainless steel blade with elevated holder for an increased attack angle		



CCM

CCM

TACKS

TACKS

SPEEDBLADE

STEP BLACKSTEEL

TACKS

D30

D30

XS

# SKATE SIZING CHART

<b>MEN'S</b> US SHOE SIZE	<b>YT</b>	SHOE SIZE	9.5	10.5	11.5	12.5	13.0	13.5	1.0	1.5	2.0			
		SKATE SIZE	8.0	9.0	10.0	11.0	11.5	12.0	12.5	13	1.5			
	<b>JR</b>	SHOE SIZE	2.5	3.0	3.5	4.0	4.5	5.0						
		SKATE SIZE	1.0	1.5	2.0	2.5	3.0	3.5						
<b>INT</b>	SHOE SIZE	5.5	6.0	6.5	7.0	7.5	8.0							
	SKATE SIZE	4.0	4.5	5.0	5.5	6.0	6.5							
<b>SR</b>	SHOE SIZE	8.5	9.0	9.5	10.0	10.5	11.0	11.5	12.0	12.5	13.0	13.5	14.0	14.5
	SKATE SIZE	7.0	7.5	8.0	8.5	9.0	9.5	10.0	10.5	11.0	11.5	12.0	12.5	13.0

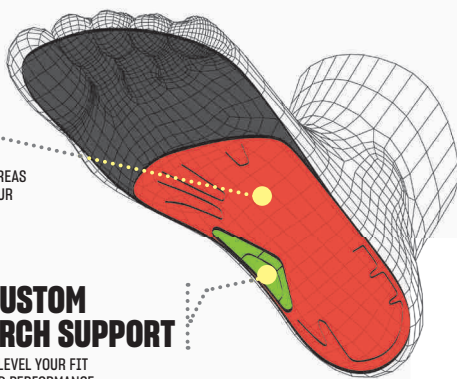
<b>WOMEN'S</b> US SHOE SIZE	<b>YT</b>	SHOE SIZE	11.0	12.0	13.0	1.0	1.5	2.0	2.5	3.0	3.5			
		SKATE SIZE	8.0	9.0	10.0	11.0	11.5	12.0	12.5	13	1.5			
	<b>JR</b>	SHOE SIZE	4.0	4.5	5.0	5.5	6.0	6.5						
		SKATE SIZE	1.0	1.5	2.0	2.5	3.0	3.5						
<b>INT</b>	SHOE SIZE	7.0	7.5	8.0	8.5	9.0	9.5							
	SKATE SIZE	4.0	4.5	5.0	5.5	6.0	6.5							
<b>SR</b>	SHOE SIZE	10.0	10.5	11.0	11.5	12.0	12.5	13.0	13.5	14.0	14.5	15.0	15.5	16.0
	SKATE SIZE	7.0	7.5	8.0	8.5	9.0	9.5	10.0	10.5	11.0	11.5	12.0	12.5	13.0

## POWERGRID TECHNOLOGY

ENGINEERED TO TRANSFER ENERGY TO AREAS OF THE FOOT THAT ARE ESSENTIAL TO YOUR SKATING PERFORMANCE.

## CUSTOM ARCH SUPPORT

UPELVE YOUR FIT AND PERFORMANCE.



## ORTHOMV \$ CCM ORTHOMOVE HOCKEY INSOLES

FEATURING CUSTOM ARCH SUPPORT INSERTS AND POWERGRID TECHNOLOGY.



CCM ORTHOMOVE SIZE CHART

3 - 4.5	5 - 6.5	7 - 8.5	9 - 10.5	11 - 12
S	M	L	XL	XXL



ACUPLU \$  
SKATE OVEN



BRANNOK2 \$  
BRANNOK 2.0



STEPKIT \$  
STEP HONING STONE & CLOTH KIT

XSHRS5 \$  
SPEEDBLADE XS HOLDER REPLACEMENT PARTS 5 PAIRS



CCRXS \$  
SPEEDBLADE XS CARRYING CASE





# STEP<sup>®</sup>

DESIGNED FOR **CCM**

## STEP BLADES

STEP BLADES ARE MADE WITH PREMIUM GRADE STEEL, HELPING PLAYERS BENEFIT FROM A PHENOMENAL GLIDE AND AN OUTSTANDING EDGE QUALITY. STEP BLADES ARE THE MOST TRUSTED IN HOCKEY.

THE COMBINATION OF THE CCM ONE-PIECE BOOT, CCM XS HOLDER AND STEP BLADES CREATE THE ULTIMATE CONNECTION BETWEEN YOU AND THE ICE.



RXSSTEPB \$  
**STEP BLACKSTEEL** XS HOLDER  
 +4MM POLISHED & CARBON-COATING  
 PAIR



RXSSTEPV \$  
**STEP V-STEEL** XS HOLDER  
 +4MM POLISHED  
 PAIR



RXSSTEP \$  
**STEP STEEL** XS HOLDER  
 +4MM HEIGHT  
 PAIR



RSBSTEPB \$  
**STEP BLACKSTEEL** SB HOLDER  
 +4MM POLISHED & CARBON-COATING  
 PAIR



RSBSTEP \$  
**STEP STEEL** SB HOLDER  
 +4MM HEIGHT  
 PAIR

### BLADE LENGTH

#### XS HOLDER

SKATE SIZE	1	1.5	2	2.5	3	3.5	4	4.5	5	5.5	6	6.5	7	7.5	8	8.5	9	9.5	10	10.5	11	11.5	12	12.5	13
STEP BLACKSTEEL	215		221		230		238		247		255		263		271		280		287		295		304		-
STEP V-STEEL	215		221		230		238		247		255		263		271		280		287		295		304		-
STEP STEEL	215		221		230		238		247		255		263		271		280		287		295		304		312

#### SB HOLDER

SKATE SIZE	1	1.5	2	2.5	3	3.5	4	4.5	5	5.5	6	6.5	7	7.5	8	8.5	9	9.5	10	10.5	11	11.5	12	12.5	13
STEP BLACKSTEEL	215		221		230		238		247		255		263		271		280		287		295		304		-
STEP STEEL	215		221		230		238		247		255		263		271		280		287		295		304		-



RXSSP \$  
**SPEEDBLADE XS STAINLESS**  
 STAINLESS STEEL  
 PAIR

HSBXS \$  
**SPEEDBLADE XS HOLDER**  
 LEFT / RIGHT



HSB \$  
**SB +4.0 HOLDER**  
 LEFT / RIGHT



### BLADE LENGTH

SKATE SIZE	1	1.5	2	2.5	3	3.5	4	4.5	5	5.5	6	6.5	7	7.5	8	8.5	9	9.5	10	10.5	11	11.5	12	12.5	13
HOLDER SIZE	215		221		230		238		247		255		263		271		280		287		295		304		-
BLADE LENGTH	215		221		230		238		247		255		263		271		280		287		295		304		-



**SKXFP  
TACKS XF PRO**

KEY FEATURES

**3D MOLDED FORS COMPOSITE BOOT**  
Game Ready Fit, improved responsiveness and weight-stiffness ratio

**TRITECH 7MM TONGUE + D30® INJECTION**  
Multi-layer construction with injected D30® lacebite protection

**STEP BLACKSTEEL (+4MM)**  
Premium steel and DLC coating for superior glide and edge life



**SKXF  
TACKS XF**

KEY FEATURES

**3D MOLDED RFM COMPOSITE BOOT**  
Game Ready Fit, more energy transfer, stiff and lightweight

**TRITECH 7MM TONGUE + EVA INJECTION**  
Multi-layer construction with injected EVA lacebite protection

**STEP V-STEEL (+4MM)**  
Premium steel and careful polish for improved glide and edge life



**SKXF90  
TACKS XF90**

KEY FEATURES

**3D INJECTED RFM COMPOSITE BOOT**  
Thermoformable for closer fit, better energy transfer, and improved performance

**TRITECH 7MM TONGUE + EVA INJECTION**  
Multi-layer construction with injected EVA lacebite protection

**STEP STEEL (+4MM)**  
Premium steel with increased height and thickness for better edge control



**SKFT6P  
JETSPEED FT6 PRO**

KEY FEATURES

**3D MOLDED RFM COMPOSITE BOOT**  
Game Ready Fit, more energy transfer, stiff and lightweight

**ADPT COMFORT TONGUE + FLEXMOTION LACEBITE**  
Multi-layer construction with injected D30® lacebite protection

**STEP BLACKSTEEL (+4MM)**  
Premium steel and DLC coating for superior glide and edge life



**SKFT6  
JETSPEED FT6**

KEY FEATURES

**3D RFM COMPOSITE BOOT + SUPER SKIN**  
Thermoformable for closer fit, better energy transfer, and improved performance

**ADPT COMFORT TONGUE + MOLDED LACEBITE**  
Multi-layer construction with injected EVA lacebite protection

**STEP STEEL (+4MM)**  
Premium steel with increased height and thickness for better edge control



**SKXF80  
TACKS XF80**

KEY FEATURES

**3D INJECTED REINFORCED BOOT**

Thermoformable for closer fit and texturized finish for richness and quality

**7MM TONGUE + MOLDED LACEBITE**

Dual-layer construction with molded lacebite protection

**XS PRO STAINLESS (+4MM)**

Increased height and thickness for better edge control



**SKXF70  
TACKS XF70**

KEY FEATURES

**2D REINFORCED QUARTER**

Ergonomic shape for great fit, lightweight and durable

**7MM TONGUE + EMBOSSED LACEBITE**

Dual-layer construction with embossed lacebite protection

**CCM XS STEEL**

Quick-release holder and bladlock system



**SKNEXT24  
CCM NEXT**

KEY FEATURES

**3D INJECTED BOOT**

Ergonomic shape with enhanced liner and ankle padding for comfort

**7MM FELT TONGUE**

Added foam core for comfort and protection

**CCM SPEEDBLADE**

Non-replaceable holder and steel



**SK680  
JETSPEED FT680**

KEY FEATURES

**3D INJECTED RFM COMPOSITE BOOT**

Thermoformable for closer fit, better energy transfer, and improved performance

**TRITECH 7MM TONGUE + MOLDED LACEBITE**

Multi-layer construction with molded lacebite protection

**XS STAINLESS STEEL**

Long-lasting edge for improved performance



**SK670  
JETSPEED FT670**

KEY FEATURES

**2D REINFORCED QUARTER**

Ergonomic shape for great fit, lightweight and durable

**7MM TONGUE + EMBOSSED LACEBITE**

Dual-layer construction with embossed lacebite protection

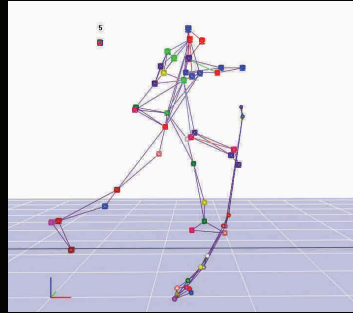
**CCM XS STEEL**

Quick-release holder and bladlock system

# CCM PERFORMANCE LAB

## RESEARCH AND RETAIL DEVELOPMENT

AT CCM, WE ARE ALWAYS LOOKING TO PUSH INNOVATION. THE STICK CATEGORY RELIES ON ADVANCES IN MECHANICAL ENGINEERING TO ALLOW DATA DRIVEN PERFORMANCE.



**62**

R&D STUDIES

**41 288**

SHOTS ANALYSED

**3 220**

SLASHING/PASSING/STICKHANDLING  
TASKS ANALYSED

**553**

PLAYERS

**50**

NHL PROS

**128**

NHL PROSPECTS

## NANOLITE SHIELD

INTRODUCING CCM'S LATEST INNOVATION, NANOLITE SHIELD MAXIMIZES THE USE OF CARBON LAYERS IN VARYING THICKNESSES TO ACHIEVE DRASTIC WEIGHT REDUCTION WITHOUT COMPROMISING DURABILITY.

THE REENGINEERED CORE OF CCM'S STICK SHAFTS NOW INCORPORATES EXTREMELY LIGHT CARBON FIBER LAYERS STACKED BETWEEN TWO THICKER, STONGER LAYERS TO ALLOW FOR IMPORTANT WEIGHT SAVINGS. WITH AN OUTER SHIELD COMPOSED OF UNIDIRECTIONNAL CARBON FIBERS AND OUR ELITE SIGMA STP WEAVE, THE STICK IS PROTECTED FROM IN-GAME IMPACTS.

FEATURED IN THE JETSPEED FT6 PRO, THIS NEW DESIGN ENABLES THE STICK TO BE AS DURABLE AS ITS PREDECESSOR, ALL WHILE REDUCING WEIGHT BY AS MUCH AS 15 GRAMS.

OUTER CARBON SHIELD

THICKER CARBON LAYER

THINNER CARBON CORE

THICKER CARBON LAYER

SECTION VIEW

# DUALFEEL TECHNOLOGY



CCM'S NEW DUAL FEEL TECHNOLOGY TAKES PUCK FEEL TO A WHOLE NEW LEVEL

AS MODERN HOCKEY TECHNIQUES PROMOTE THE USE OF THE MID AND TOE SECTIONS OF THE BLADE FOR SHOOTING AND ITS HEEL FOR STICKHANDLING AND PASSING, CCM HAS LOCALLY OPTIMIZED BOTH TO CREATE A STICK WHERE LIGHTNING-QUICK RELEASES NOW MEET UNBELIEVABLE FEEL

LEVERAGING AN INNOVATIVE DAMPENING FOAM INSERT IN THE HEEL OF THE BLADE'S INTERNAL CONSTRUCTION, THE NEW TRIGGER 8 PRO BETTER DAMPENS VIBRATIONS AND IMPROVES ITS ACOUSTICS WHEN STICKHANDLING AND PASSING THE PUCK.

PRESERVING OUR PROVEN FOAM CORE IN THE MID AND TOE SECTIONS, UNDER A SIGMA STP CARBON WEAVE, THEN ENSURES PLAYERS STILL BENEFIT FROM THE ICONIC RIBCOR QUICK RELEASE.

NEW DAMPENING  
FOAM INSERT

ADVANCED  
FOAM CORE

SIGMA STP  
CARBON WEAVE




**HELICOID**  
INDUSTRIES INC.

CCM'S PATENTED ELITE BLADE TECHNOLOGY FOR SUPERIOR DURABILITY AND LONGER-LASTING POP.

ACHIEVED THROUGH THE USE OF CARBON LAYERS OPTIMALLY ANGLED IN SMALLER INCREMENTS THAN EVER BEFORE, THIS NEW DESIGN HELPS BETTER DISSIPATE ENERGY COMING FROM IN-GAME IMPACTS, THUS ALLOWING THE BLADE TO KEEP ITS INTEGRITY OVER A LONGER PERIOD OF TIME.

COMBINED WITH OUR SIGMA STP CARBON WEAVE, THE HELICOID TECHNOLOGY ENABLES PLAYERS TO EXPERIENCE EXCEPTIONAL SHOOTING PERFORMANCE, SHOT AFTER SHOT.



HELICOID LAYUP OF  
CARBON FIBER LAYERS

SIGMA STP  
CARBON WEAVE

# JETSPEED FT7 PRO STICK

WHETHER YOU'RE A SNIPER LOOKING TO SCORE FROM THE TOP OF THE CIRCLE OR A PLAYMAKER LOOKING TO CREATE SCORING CHANCES FOR YOUR TEAMMATES, YOU WILL LOVE THE NEW JETSPEED FT7 PRO WITH ITS TRUSTED HYBRID KICKPOINT AND NEW X-SOFT BLADE WITH HELICOID TECHNOLOGY. MADE FROM A PROVEN METHOD OF STACKING CARBON LAYERS, THIS BLADE IS ENGINEERED TO WITHSTAND EVEN THE TOUGHEST ABUSE ON THE ICE, WHILE ENABLING NEW LEVELS OF CONTROL AND FEEL WHEN PASSING OR HANDLING THE PUCK. THIS BLADE CAN TAKE IT ALL AND KEEP PERFORMING AT THE HIGHEST LEVEL. SO IF YOU WANT TO BE A HERO ON THE ICE, THIS INCREDIBLY AGILE AND RESPONSIVE STICK WILL GIVE YOU THE SPEED AND MANEUVERABILITY YOU NEED TO STAY AHEAD OF THE COMPETITION.

## TECH 001

### HYBRID KICKPOINT

EXPERIENCE THE ULTIMATE FUSION OF POWER AND ACCURACY WITH THE HYBRID KICKPOINT - DESIGNED TO ELEVATE YOUR GAME TO THE NEXT LEVEL

## TECH 002

### NANOLITE SHIELD CARBON LAYERING TECHNOLOGY

CUTTING-EDGE TECHNOLOGY THAT USES VARIABLE CARBON LAYER THICKNESSES TO CREATE A LIGHTER STICK WITHOUT SACRIFICING ON DURABILITY

## TECH 003

### RR-110 X-SOFT HELICOID BLADE

SOFTEST CCM BLADE NOW LEVERAGING HELICOID TECHNOLOGY, WITH ITS SMALLER INCREMENTS OF CARBON LAYER STACKING TO INCREASE BLADE DURABILITY WHILE SIGNIFICANTLY IMPROVING STICK FEEL WHEN PASSING AND STICKHANDLING.

## TECH 004

### SIGMA ST<sup>P</sup> CARBON

SIGMATEX'S TOP PERFORMANCE WEAVE FOR AN UNMATCHED COMBINATION OF WEIGHT REDUCTION AND DURABILITY

PRODUCT HAS A HOLOGRAPHIC FINISH, COLORS MAY VARY FROM THE PRODUCT

CUSTOM STICK SHOWN - HSFT7PCC

NEW

**HSFT7P  
JETSPEED  
FT7 PRO  
STICK**

SR \$ \_\_\_\_\_  
INT \$ \_\_\_\_\_  
JR \$ \_\_\_\_\_  
YT \$ \_\_\_\_\_

NAMEBAR TAG

**KICKPOINT**  
**HYBRID KICKPOINT**  
Experience the ultimate fusion of power and accuracy with the hybrid kickpoint - designed to elevate your game to the next level.

**SHAFT TECHNOLOGY**  
**NANOLITE SHIELD CARBON LAYERING**  
Cutting-edge technology that uses variable carbon fiber layers to create a lighter stick without sacrificing on durability.

**SHAFT GEOMETRY**  
**ROUND "R" GEOMETRY**  
Streamlined shape with rounded corners and concave sides that keeps gaining in popularity. It delivers high performance and ultimate comfort.

**TAPER TECHNOLOGY**  
**SKELETON +**  
Manufacturing technology found in the taper area which provides better reliability in key moments of the game.

**BLADE**  
**RR-110 X-SOFT HELICOID BLADE**  
Softest CCM blade now leveraging Helicoid technology, with its smaller increments of carbon layer stacking to increase blade durability while significantly improving stick feel when passing and stickhandling.

**GRIP**  
**FT MICROFEEL**  
Raised grip added on the bottom edges of on the mid-section of the shaft to ensure perfect stick control.

**MATERIAL**  
**SIGMA ST<sup>®</sup> SPREAD TOW SHAFT AND BLADE.**

OFFERING

<b>SR - 95 / 62"</b> P28 / P29	<b>INT - 65 / 57"</b> P28 / P29 / P88 / P90TM
<b>SR - 85 / 60"</b> P28 / P29 / P88 / P90TM	<b>INT - 55 / 55"</b> P28 / P29 / P88 / P90TM
<b>SR - 80 / 60"</b> P28 / P29 / P88 / P90TM	<b>JR - 50 / 54"</b> P28 / P29 / P88 / P90TM
<b>SR - 75 / 60"</b> P28 / P29 / P88 / P90TM	<b>JR - 40 / 51"</b> P28 / P29 / P88 / P90TM
<b>SR - 70 / 60"</b> P28 / P29 / P88 / P90TM	<b>YT - 30 / 48"</b> P28 / P29

PRODUCT HAS A HOLOGRAPHIC FINISH. COLORS MAY VARY FROM THE PICTURE

HSFT7P - LAUNCH DATE

NEW

**HSFT7  
JETSPEED  
FT7  
STICK**

SR \$ \_\_\_\_\_  
INT \$ \_\_\_\_\_  
JR \$ \_\_\_\_\_

NAMEBAR TAG

**KICKPOINT**  
**HYBRID KICKPOINT**  
Experience the ultimate fusion of power and accuracy with the hybrid kickpoint - designed to elevate your game to the next level.

**SHAFT TECHNOLOGY**  
**ADVANCED CARBON MATRIX**  
Performance carbon layering technology now combining with Sigmatex spread tow to offer a lighter yet sturdier stick.

**SHAFT GEOMETRY**  
**ROUND "R" GEOMETRY**  
Streamlined shape with rounded corners and concave sides that keeps gaining in popularity. It delivers high performance and ultimate comfort.

**TAPER TECHNOLOGY**  
**SKELETON +**  
Manufacturing technology found in the taper area which provides better reliability in key moments of the game.

**BLADE**  
**RR-95 STIFF BLADE WITH PEEL-PLY**  
Improved stiff blade construction for better stick balance and accuracy

**GRIP**  
**FT MICROFEEL (SR/INT)**  
Raised grip added on the bottom edges of on the mid-section of the shaft to ensure perfect stick control.

**MATERIAL**  
**SIGMATEX SPREAD TOW SHAFT AND BLADE - (SR/INT)  
PURE CARBON TOW SHAFT AND SIGMATEX BLADE - (JR)**

OFFERING

<b>SR - 85 / 60"</b> P28 / P29 / P88 / P90TM	<b>INT - 65 / 57"</b> P28 / P29 / P88 / P90TM
<b>SR - 80 / 60"</b> P28 / P29 / P88 / P90TM	<b>INT - 55 / 55"</b> P28 / P29 / P88 / P90TM
<b>SR - 75 / 60"</b> P28 / P29 / P88 / P90TM	<b>JR - 50 / 54"</b> P28 / P29 / P88 / P90TM
<b>SR - 70 / 60"</b> P28 / P29 / P88 / P90TM	<b>JR - 40 / 51"</b> P28 / P29

PRODUCT HAS A HOLOGRAPHIC FINISH. COLORS MAY VARY FROM THE PICTURE

HSFT7 - LAUNCH DATE



NEW

**HSFTW24  
JETSPEED  
FTW  
STICK**

SR \$ \_\_\_\_\_  
INT \$ \_\_\_\_\_  
JR \$ \_\_\_\_\_  
**NAMEBAR TAG**

**KICKPOINT**  
**HYBRID KICKPOINT**  
Experience the ultimate fusion of power and accuracy with the hybrid kickpoint - designed to elevate your game to the next level.

**SHAFT TECHNOLOGY**  
**ADVANCED CARBON MATRIX**  
Performance carbon layering technology now combining with SigmateX spread tow to offer a lighter yet sturdier stick.

**SHAFT GEOMETRY**  
**ROUND "R" GEOMETRY**  
Streamlined shape with rounded corners and concave sides that keeps gaining in popularity. It delivers high performance and ultimate comfort.

**TAPER TECHNOLOGY**  
**SKELETON +**  
Manufacturing technology found in the taper area which provides better reliability in key moments of the game.

**BLADE**  
**RR-95 SOFT BLADE WITH PEEL-PLY**  
Newly developed soft blade providing perfect mix of feel, shot speed and control.

**GRIP**  
**FT MICROFEEL (SR/INT)**  
Raised grip added on the bottom edges of on the mid-section of the shaft to ensure perfect stick control.

**MATERIAL**  
**SR/INT: SIGMATEX SPREAD TOW SHAFT AND BLADE**  
**JR: PURE CARBON TOW SHAFT AND SIGMATEX BLADE**

**OFFERING**  
**PRODUCT HAS A HOLOGRAPHIC FINISH, COLORS MAY VARY FROM THE PICTURE**  
SR - 70 / 60"  
P28 / P29 / P88  
INT - 65 / 60"  
P28 / P29 / P88  
INT - 60 / 58"  
P28 / P29 / P88  
INT - 55 / 58"  
P28 / P29 / P88  
JR - 50 / 54"  
P28 / P29 / P90TM  
JR - 40 / 51"  
P28 / P29 / P90TM

**HSJ670  
JETSPEED  
FT 670  
STICK**

SR \$ \_\_\_\_\_  
INT \$ \_\_\_\_\_  
JR \$ \_\_\_\_\_

**KICKPOINT**  
**HYBRID KICKPOINT**  
Creates a hinge effect so you can load the stick using a perfect blend of speed and response.

**SHAFT GEOMETRY**  
**ROUND "R" GEOMETRY**  
Streamlined shape with rounded corners and concave sides that keeps gaining in popularity. It delivers high performance and ultimate comfort.

**BLADE**  
**JS4 BLADE WITH PEEL-PLY**  
Redesigned mid-performance stiff blade offering a great balance between puck feel and shot speed.

**MATERIAL** 18K WEAVE BLADE

**OFFERING**  
SR - 85 / 60"  
P28 / P29  
SR - 75 / 60"  
P28 / P29  
INT - 65 / 57"  
P28 / P29  
INT - 55 / 55"  
P28 / P29  
JR - 50 / 54"  
P28 / P29

JR

SR / INT

**HSJ660  
JETSPEED  
FT 660  
STICK**

SR \$ \_\_\_\_\_  
INT \$ \_\_\_\_\_  
JR \$ \_\_\_\_\_

**KICKPOINT**  
**HYBRID KICKPOINT**  
Creates a hinge effect so you can load the stick using a perfect blend of speed and response.

**SHAFT GEOMETRY**  
**SQUARE "T" GEOMETRY**  
Proven square-shaped design that provides players with a traditional feel for great grip and control.

**BLADE**  
**STIFF BLADE**  
Stiff blade designed to provide speed of every shot.

**OFFERING**  
SR - 85 / 60"  
P29  
SR - 75 / 60"  
P29  
INT - 65 / 57"  
P29  
JR - 50 / 54"  
P29  
JR - 40 / 51"  
P29



NEW

HSJS7Y \$

# JETSPEED FT YOUTH STICK

SHAFT	<b>YOUTH GEOMETRY</b> Designed to help kids learn how to hold their stick and develop their stickhandling and shooting technique
BLADE	<b>STIFF COMPOSITE PAINTED BALDE</b> Blade stiffness that helps younger players lift the puck while allowing enough puck feel for stickhandling and passing
GRIP	<b>FULL GRIP</b> Full grip to help with control and feel.

### OFFERING

- 30 FLEX / 48" P29
- 20 FLEX / 45" P29
- 10 FLEX / 42" P29



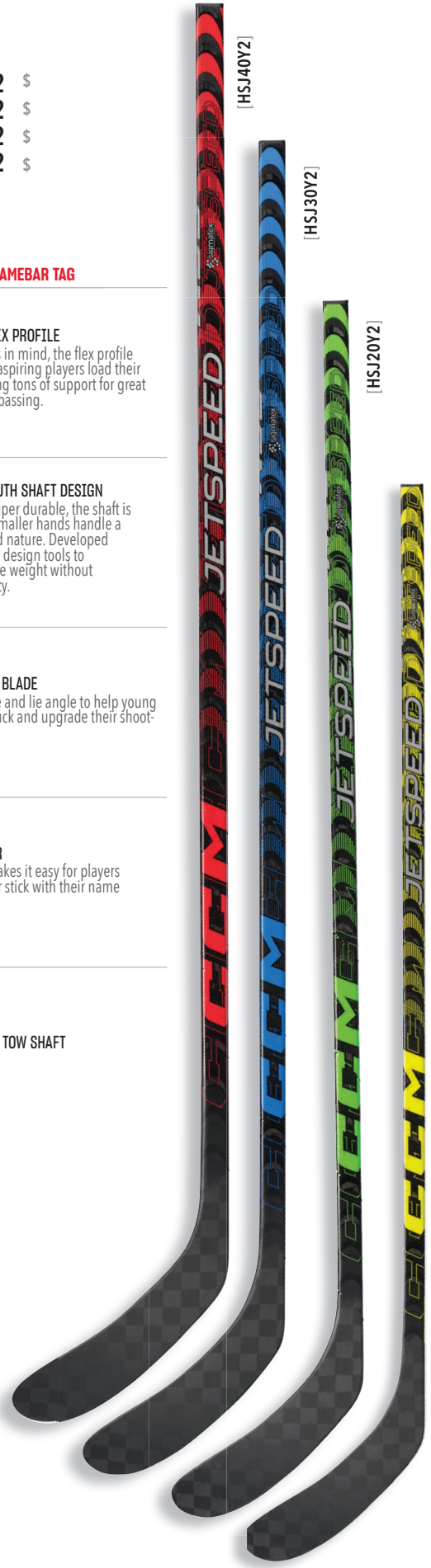
- YT FLEX 40 - HSJ40Y2 \$
- YT FLEX 30 - HSJ30Y2 \$
- YT FLEX 20 - HSJ20Y2 \$
- YT FLEX 10 - HSJ10Y2 \$

# JETSPEED YOUTH STICKS

<b>NAMEBAR TAG</b>	
KICKPOINT	<b>UNIQUE YOUTH FLEX PROFILE</b> Designed with kids in mind, the flex profile on this stick helps aspiring players load their stick while providing tons of support for great stickhandling and passing.
SHAFT TECHNOLOGY	<b>PERFORMANCE YOUTH SHAFT DESIGN</b> Lightweight and super durable, the shaft is designed to help smaller hands handle a stick like it's second nature. Developed using cutting-edge design tools to substantially reduce weight without sacrificing durability.
BLADE	<b>OPTIMIZED YOUTH BLADE</b> Adapted curve, size and lie angle to help young players grab the puck and upgrade their shooting technique.
FEATURE	<b>NAMEBAR PRINTER</b> Blank name bar makes it easy for players to personalize their stick with their name and number.
MATERIAL	<b>SIGMATEX SPREAD TOW SHAFT AND BLADE</b>

### OFFERING

- 40 FLEX (HSJ40Y2) / 51" P28 / P29
- 30 FLEX (HSJ30Y2) / 48" P28 / P29
- 20 FLEX (HSJ20Y2) / 45" P28 / P29
- 10 FLEX (HSJ10Y2) / 42" P28



HSJS7Y - LAUNCH DATE

# FT7 PRO CUSTOM COLORS STICKS

**NEW**  
**JETSPEED  
FT7 PRO  
STICKS**

**BLUE - HSFT7PCB  
CHROME - HSFT7PCC**

MINIMUM ORDER OF 12 PER COLOR  
WHEN ORDERING.

**NAMEBAR TAG**

**KICKPOINT**  
**HYBRID KICKPOINT**  
Experience the ultimate fusion of power and accuracy with the hybrid kickpoint - designed to elevate your game to the next level.

**SHAFT TECHNOLOGY**  
**NANOLITE SHIELD CARBON LAYERING**  
Cutting-edge technology that uses variable carbon fiber layers to create a lighter stick without sacrificing on durability.

**SHAFT GEOMETRY**  
**ROUND "R" GEOMETRY**  
Streamlined shape with rounded corners and concave sides that keeps gaining in popularity. It delivers high performance and ultimate comfort.

**TAPER TECHNOLOGY**  
**SKELETON +**  
Manufacturing technology found in the taper area which provides better reliability in key moments of the game.

**BLADE**  
**RR-110 X-SOFT HELICOID BLADE**  
Softest CCM blade now leveraging Helicoid technology, with its smaller increments of carbon layer stacking to increase blade durability while significantly improving stick feel when passing and stickhandling.

**GRIP**  
**FT MICROFEEL**  
Raised grip added on the bottom edges of on the mid-section of the shaft to ensure perfect stick control.

**MATERIAL**  
**SIGMA ST® SPREAD TOW SHAFT AND BLADE**

**OFFERING**

<b>SR - 85 / 60"</b> P28 / P29 / P90TM	<b>INT - 65 / 57"</b> P28 / P29 / P90TM
<b>SR - 80 / 60"</b> P28 / P29 / P90TM	<b>INT - 55 / 55"</b> P28 / P29 / P90TM
<b>SR - 75 / 60"</b> P28 / P29 / P90TM	<b>JR - 50 / 54"</b> P28 / P29 / P90TM
<b>SR - 70 / 60"</b> P28 / P29 / P90TM	<b>JR - 40 / 51"</b> P28 / P29 / P90TM

PRODUCT HAS A HOLOGRAPHIC  
FINISH, COLORS MAY VARY  
FROM THE PICTURE



**HSFTM6  
JETSPEED  
TEAM  
STICK**

SR \$ \_\_\_\_\_  
INT \$ \_\_\_\_\_

**KICKPOINT**  
**HYBRID KICKPOINT**  
Creates a hinge effect so you can load the stick using a perfect blend of speed and response.

**SHAFT TECHNOLOGY**  
**PURE CARBON TECHNOLOGY**  
Carbon technology helping create a stick that's both light and strong.

**SHAFT GEOMETRY**  
**ROUND "R" GEOMETRY**  
Streamlined shape with rounded corners and concave sides that keeps gaining in popularity. It delivers high performance and ultimate comfort.

**TAPER TECHNOLOGY**  
**SKELETON +**  
Manufacturing technology found in the taper area which provides better reliability in key moments of the game.

**BLADE**  
**JF-90 BLADE WITH PEEL-PLY**  
Lightweight stiff blade designed to give a heightened feel for the puck without compromising on shot speed and control.

**GRIP**  
**FT MICROFEEL**  
Raised grip added on the bottom edges of on the mid-section of the shaft to ensure perfect stick control.

**MATERIAL**  
**PURE CARBON SHAFT WITH SIGMATX SPREAD TOW BLADE**

**OFFERING**

<b>SR - 95 / 62"</b> P28 / P29	<b>INT - 65 / 57"</b> P28 / P29 / P88 / P90TM
<b>SR - 85 / 60"</b> P28 / P29 / P88 / P90TM	<b>INT - 55 / 55"</b> P28 / P29 / P88 / P90TM
<b>SR - 75 / 60"</b> P28 / P29 / P88 / P90TM	
<b>SR - 70 / 60"</b> P28 / P29 / P88 / P90TM	

**HSST5  
TACKS  
TEAM  
STICK**

SR \$ \_\_\_\_\_  
INT \$ \_\_\_\_\_

**KICKPOINT**  
**MID KICKPOINT**  
Built with a soft mid-section for longer loading periods to store maximum energy, plus a stiff taper zone to boost stability and response.

**SHAFT TECHNOLOGY**  
**CARBON MATRIX TECHNOLOGY**  
Developed using cutting edge design tools to substantially reduce weight without sacrificing durability.

**SHAFT GEOMETRY**  
**SQUARE "T" GEOMETRY**  
This proven square-shaped design provides players with a traditional feel that provides great grip and control.

**BLADE**  
**ULTRAATTACKFRAM BLADE WITH PEEL-PLY**  
Lightweight blade with high torsional and bending stiffness for accurate shooting and passing.

**GRIP**  
**SUPERFAST MICROFEEL**  
Graphic-integrated raised grip on mid-section of the shaft to ensure perfect stick control.

**MATERIAL**  
**C6 WEAVE ON SHAFT AND BLADE**

**OFFERING**

<b>SR - 85 / 60"</b> P28 / P29 / P88 / P90TM	<b>INT - 65 / 57"</b> P28 / P29 / P88 / P90TM
<b>SR - 75 / 60"</b> P28 / P29 / P88 / P90TM	<b>INT - 55 / 55"</b> P28 / P29 / P88 / P90TM

**HSRTM7  
RIBCOR  
TEAM  
STICK**

SR \$ \_\_\_\_\_  
INT \$ \_\_\_\_\_

**KICKPOINT**  
**OPTIMIZED LOW KICKPOINT**  
The perfect low kickpoint, providing quick releases and pop on every single shot.

**SHAFT TECHNOLOGY**  
**CARBON MATRIX TECHNOLOGY**  
Developed using cutting edge design tools to substantially reduce weight without sacrificing durability.

**SHAFT GEOMETRY**  
**ERGONOMIC "E" GEOMETRY**  
Unique ergonomic geometry designed to offer a seamless energy transfer to maximize speed of release.

**BLADE**  
**ASCENT 2 BLADE**  
An optimized stiffness profile that transitions seamlessly from softer in the heel to extra stiff in the toe for heightened puck feel and quick releases.

**GRIP**  
**TRIGGER MICROFEEL 2**  
Updated Trigger curved raised grip to enhance stick feel in hands.

**MATERIAL**  
**C6 WEAVE ON SHAFT AND BLADE**

**OFFERING**

<b>SR - 85 / 60"</b> P28 / P29 / P88 / P90TM	<b>INT - 65 / 57"</b> P28 / P29 / P88 / P90TM
<b>SR - 75 / 60"</b> P28 / P29 / P88 / P90TM	<b>INT - 55 / 55"</b> P28 / P29 / P88 / P90TM
<b>SR - 70 / 60"</b> P28 / P29 / P88 / P90TM	

CARBON MATRIX TECHNOLOGY  
 TEAM TACKS  
 CCM  
 ANATOMICAL MARK

**HSRC8P  
RIBCOR  
TRIGGER 8 PRO  
STICK**

SR \$ \_\_\_\_\_  
INT \$ \_\_\_\_\_  
JR \$ \_\_\_\_\_  
YT \$ \_\_\_\_\_

**NAMEBAR TAG**

KICKPOINT

**OPTIMIZED LOW KICKPOINT**  
The perfect low kickpoint, providing quick releases and pop on every single shot.

SHAFT TECHNOLOGY

**NANOLITE SHIELD**  
Reengineered shaft design optimized with thicker carbon fiber layers protecting an ultra-light core.

SHAFT GEOMETRY

**ERGONOMIC "E" GEOMETRY**  
Unique ergonomic geometry designed to offer a seamless energy transfer to maximize speed of release.

TAPER TECHNOLOGY

**SKELETON +**  
Manufacturing technology found in the taper area which provides better reliability in key moments of the game.

BLADE

**NEW AGILITY 3 REGULAR BLADE WITH DUAL-HEEL TECHNOLOGY**  
Innovative foam insert in the heel region of the blade helps drastically improve blade feel, while still allowing for Ribcor's iconic quick and precise shooting

GRIP

**TRIGGER MICROFEEL**  
Curved raised grip to enhance stick feel in hands.

MATERIAL

**SIGMA STP SPREAD TOW SHAFT AND BLADE.**

**OFFERING**

- |   |  |
|---|--|
| <b>SR - 95 / 62"</b><br>P28 / P29               | <b>INT - 65 / 57"</b><br>P28 / P29 / P88 / P90TM |
| <b>SR - 85 / 60"</b><br>P28 / P29 / P88 / P90TM | <b>INT - 55 / 55"</b><br>P28 / P29 / P88 / P90TM |
| <b>SR - 80 / 60"</b><br>P28 / P29 / P88 / P90TM | <b>JR - 50 / 54"</b><br>P28 / P29 / P88 / P90TM  |
| <b>SR - 75 / 60"</b><br>P28 / P29 / P88 / P90TM | <b>JR - 40 / 51"</b><br>P28 / P29 / P88 / P90TM  |
| <b>SR - 70 / 60"</b><br>P28 / P29 / P88 / P90TM | <b>YT - 30 / 48"</b><br>P28 / P29                |

**HSRC8  
RIBCOR  
TRIGGER 8  
STICK**

SR \$ \_\_\_\_\_  
INT \$ \_\_\_\_\_  
JR \$ \_\_\_\_\_

**NAMEBAR TAG**

KICKPOINT

**OPTIMIZED LOW KICKPOINT**  
The perfect low kickpoint, providing quick releases and pop on every single shot.

SHAFT TECHNOLOGY

**ADVANCED CARBON MATRIX**  
Performance carbon layering technology now combined with Sigmatex spread tow to offer a lighter yet even more durable stick.

SHAFT GEOMETRY

**ERGONOMIC "E" GEOMETRY**  
Unique ergonomic geometry designed to offer a seamless energy transfer to maximize speed of release.

TAPER TECHNOLOGY

**SKELETON +**  
Manufacturing technology found in the taper area which provides better reliability in key moments of the game.

BLADE

**AGILITY BLADE WITH PEEL-PLY**  
A thinner profile blade that takes stick handling and feel to the next level without any compromise on shots release speed.

GRIP

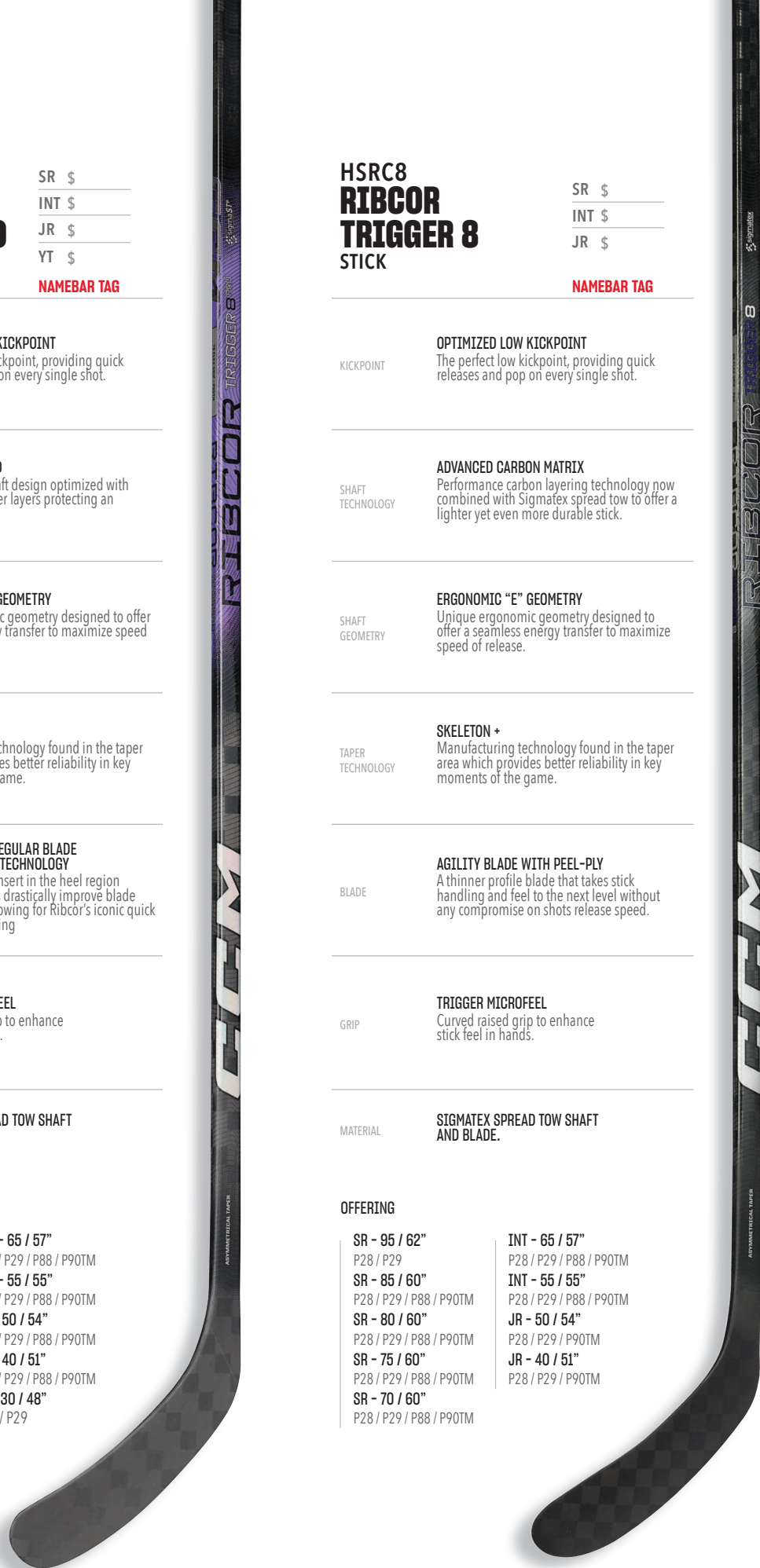
**TRIGGER MICROFEEL**  
Curved raised grip to enhance stick feel in hands.

MATERIAL

**SIGMATEX SPREAD TOW SHAFT AND BLADE.**

**OFFERING**

- |   |  |
|---|--|
| <b>SR - 95 / 62"</b><br>P28 / P29               | <b>INT - 65 / 57"</b><br>P28 / P29 / P88 / P90TM |
| <b>SR - 85 / 60"</b><br>P28 / P29 / P88 / P90TM | <b>INT - 55 / 55"</b><br>P28 / P29 / P88 / P90TM |
| <b>SR - 80 / 60"</b><br>P28 / P29 / P88 / P90TM | <b>JR - 50 / 54"</b><br>P28 / P29 / P90TM        |
| <b>SR - 75 / 60"</b><br>P28 / P29 / P88 / P90TM | <b>JR - 40 / 51"</b><br>P28 / P29 / P90TM        |
| <b>SR - 70 / 60"</b><br>P28 / P29 / P88 / P90TM |  |



**HSRC86**  
**RIBCOR**  
**86K**  
STICK

SR \$ \_\_\_\_\_  
INT \$ \_\_\_\_\_  
JR \$ \_\_\_\_\_

**KICKPOINT**  
**LOW KICKPOINT**  
Engineered low kickpoint to help increase release speed on shots.

**SHAFT GEOMETRY**  
**ERGONOMIC "E" GEOMETRY**  
Unique ergonomic geometry designed to offer a seamless energy transfer to maximize speed of release.

**BLADE**  
**ASCENT 2 BLADE**  
An optimized stiffness profile that transitions seamlessly from softer in the heel to extra stiff in the toe for heightened puck feel and quick releases.

**MATERIAL**  
**C6 WEAVE ON BLADE**

**OFFERING**

- SR - 85 / 60"  
P28 / P29
- SR - 75 / 60"  
P28 / P29
- INT - 65 / 57"  
P28 / P29
- INT - 55 / 55"  
P28 / P29
- JR - 50 / 54"  
P28 / P29
- JR - 40 / 51"  
P28 / P29

**HSRC84**  
**RIBCOR**  
**84K**  
STICK

SR \$ \_\_\_\_\_  
INT \$ \_\_\_\_\_  
JR \$ \_\_\_\_\_

**KICKPOINT**  
**LOW KICKPOINT**  
Engineered low kickpoint to help increase release speed on shots.

**SHAFT GEOMETRY**  
**SQUARE "T" GEOMETRY**  
Proven square-shaped design that provides players with a traditional feel for great grip and control.

**BLADE**  
**COMPOSITE STIFF BLADE**  
Carbon and fiberglass blade designed for great durability.

**OFFERING**

- SR - 85 / 60"  
P29
- INT - 65 / 57"  
P29
- JR - 50 / 54"  
P29



**HSAS6P  
TACKS  
AS-VI PRO  
STICK**

SR \$ \_\_\_\_\_  
INT \$ \_\_\_\_\_  
JR \$ \_\_\_\_\_  
**NAMEBAR TAG**

**KICKPOINT**  
**MODERN MID KICKPOINT**  
Modern mid kickpoint optimized for wrist shots, enabling aggressive shooters with more puck speed and consistency than ever.

**SHAFT TECHNOLOGY**  
**NANOLITE SHIELD**  
Reengineered shaft design optimized with thicker carbon fiber layers protecting an ultra-light core.

**SHAFT GEOMETRY**  
**VARIABLE "V" GEOMETRY**  
New shaft geometry allowing for an easier and constant loading of the stick to help increase wrist shot power. Its shape transition along the shaft ensures maximum comfort and grip.

**TAPER TECHNOLOGY**  
**SKELETON +**  
Manufacturing technology found in the taper area which provides better reliability in key moments of the game.

**BLADE**  
**NEW ACUFEEL 3 SOFT BLADE WITH HELICOID TECHNOLOGY**  
Patented layup structure leveraging smaller increments in carbon layers angles to increase blade durability and lively feel.

**GRIP**  
**SUPERFAST MICROFEEL**  
Graphic-integrated raised grip on mid-section of the shaft to ensure perfect stick control.

**MATERIAL**  
**SIGMA ST<sup>®</sup> SPREAD TOW SHAFT AND BLADE.**

**OFFERING**

- |  |   |
|--|---|
| SR - 95 / 62"<br>P28 / P29               | INT - 65 / 57"<br>P28 / P29 / P88 / P90TM |
| SR - 85 / 60"<br>P28 / P29 / P88 / P90TM | INT - 55 / 55"<br>P28 / P29 / P88 / P90TM |
| SR - 80 / 60"<br>P28 / P29 / P88 / P90TM | JR - 50 / 54"<br>P28 / P29 / P88 / P90TM  |
| SR - 75 / 60"<br>P28 / P29 / P88 / P90TM | JR - 40 / 51"<br>P28 / P29 / P88 / P90TM  |
| SR - 70 / 60"<br>P28 / P29 / P88 / P90TM |   |

**HSAS6  
TACKS  
AS-VI  
STICK**

SR \$ \_\_\_\_\_  
INT \$ \_\_\_\_\_  
JR \$ \_\_\_\_\_  
**NAMEBAR TAG**

**KICKPOINT**  
**MODERN MID KICKPOINT**  
Modern mid kickpoint optimized for wrist shots, enabling aggressive shooters with more puck speed and consistency than ever.

**SHAFT TECHNOLOGY**  
**ADVANCED CARBON MATRIX**  
Performance carbon layering technology now combined with Sigmatex spread tow to offer a lighter yet even more durable stick.

**SHAFT GEOMETRY**  
**SQUARE "T" GEOMETRY**  
This proven square-shaped design provides players with a traditional feel that provides great grip and control.

**TAPER TECHNOLOGY**  
**SKELETON +**  
Manufacturing technology found in the taper area which provides better reliability in key moments of the game.

**BLADE**  
**ACUFEEL SOFT BLADE WITH PEEL-PLY**  
Perfected to achieve the right blend of stiffness and feel, the ACUFEEL blade is stiff enough to deliver accuracy and control, yet softer to improve puck feel.

**GRIP**  
**SUPERFAST MICROFEEL**  
Graphic-integrated raised grip on mid-section of the shaft to ensure perfect stick control.

**MATERIAL**  
**SIGMATEX SPREAD TOW SHAFT AND BLADE.**

**OFFERING**

- |  |   |
|--|---|
| SR - 85 / 60"<br>P28 / P29 / P88 / P90TM | INT - 65 / 57"<br>P28 / P29 / P88 / P90TM |
| SR - 80 / 60"<br>P28 / P29 / P88 / P90TM | INT - 55 / 55"<br>P28 / P29 / P88 / P90TM |
| SR - 75 / 60"<br>P28 / P29 / P88 / P90TM | JR - 50 / 54"<br>P28 / P29 / P90TM        |
| SR - 70 / 60"<br>P28 / P29 / P88 / P90TM | JR - 40 / 51"<br>P28 / P29 / P90TM        |

**HSAS570  
TACKS  
AS-570  
STICKS**

SR \$ \_\_\_\_\_  
INT \$ \_\_\_\_\_  
JR \$ \_\_\_\_\_

**KICKPOINT**  
**MID KICKPOINT**  
Built with a soft mid-section for longer loading periods to store maximum energy, plus a stiff taper zone to boost stability and response.

**SHAFT GEOMETRY**  
**SQUARE "T" GEOMETRY**  
This proven square-shaped design provides players with a traditional feel that provides great grip and control.

**BLADE**  
**ULTRAATTACKFRAME BLADE WITH GRIT FINISH**  
Lightweight blade with high torsional and bending stiffness for accurate shooting and passing.

**OFFERING**

- |                             |                             |
|-----------------------------|-----------------------------|
| SR - 85 / 60"<br>P28 / P29  | INT - 55 / 55"<br>P28 / P29 |
| SR - 75 / 60"<br>P28 / P29  | JR - 50 / 54"<br>P28 / P29  |
| INT - 65 / 57"<br>P28 / P29 | JR - 40 / 51"<br>P28 / P29  |

JR

SR / INT



HSULT  
**ULTIMATE STICK**

\*ALSO RECOMMENDED FOR STREET HOCKEY

SR \$

JR \$

YT \$

OFFERING

- SR - P29
- JR - P29
- YT - P29

SHAFT TECHNOLOGY

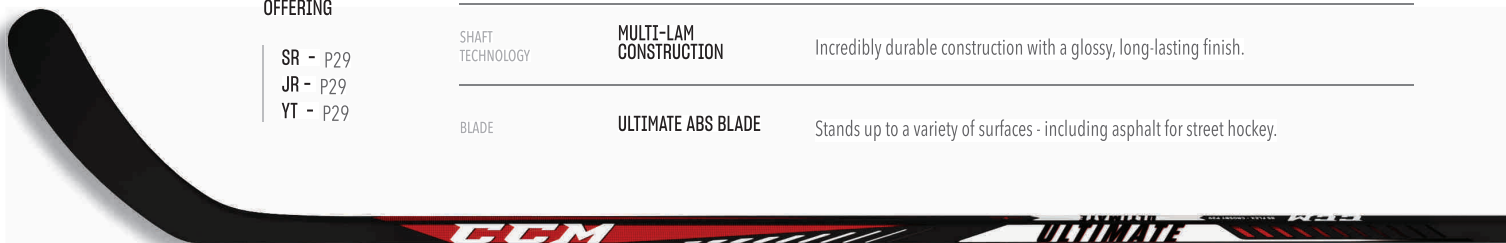
MULTI-LAM CONSTRUCTION

Incredibly durable construction with a glossy, long-lasting finish.

BLADE

ULTIMATE ABS BLADE

Stands up to a variety of surfaces - including asphalt for street hockey.



BLULT \$  
**ULTIMATE BLADE**

FIBERGLASS REINFORCED WITH ABS CORE  
Very high durability with great blade feel.

STANDARD HOSEL  
Fits with a traditional shaft

CURVE - P29



ENDPLUFTR - SR  
**"R" SHAPE END PLUG**

4 inch "R" shape composite endplug

ENDPLUFTI - INT  
**"I" SHAPE END PLUG**

4 inch "I" shape composite endplug

HSNAMEP \$  
**NAMEBAR PRINTER**

A RETAIL TOOL THAT ALLOWS PLAYERS TO HAVE THEIR NAME PERMANENTLY PRINTED ON THEIR STICK, JUST LIKE THE PROS.

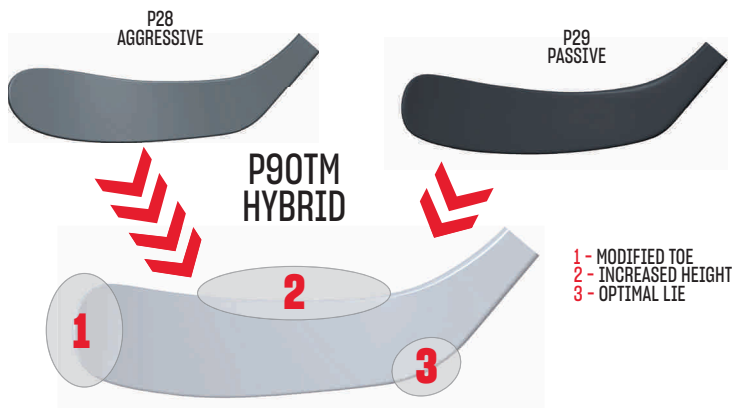
HOW IT WORKS:

- 1) Simply type in the name of the player.
- 2) Press the printer on the namebar and release the trigger.
- 3) Slowly move the printer downwards.

HSNAMEI \$  
**REPLACEMENT INK CARTRIDGE**







## P90TM CURVE EVALUATION

POPULAR WITH OUR PRO PLAYERS, THE NEW P90TM BLENDS THE P28 AND THE P29 CURVES AND A SUBTLE TOE CURVE. COMBINED WITH A MAX HEIGHT AND A LOWER LIE, THIS IS IDEAL FOR THE PLAYER LOOKING FOR AN EDGE ON FACE-OFFS OR TO HELP TIPPING PUCKS IN THE AIR.



**POSITION** MID/TOE



**SIZE** BIG

**OPENESS** OPENED

### DESCRIPTION

Aggressive curve for players who can shoot from the toe with their hands in front of their body.

### P28 (186-2)

FORMER CCM MCDavid  
BAUER P28 / WARRIOR W28 /  
EASTON E28 / TRUE TC4



**POSITION** MID



**SIZE** BIG


**OPENESS** OPENED

### DESCRIPTION

All-in-one curve with lower lie for players who are straighter when passing and shooting.

### P29 (203-2)

FORMER CCM CROSBY  
BAUER P29 / WARRIOR W03 / TRUE TC2 /  
EASTON E/P3 / SHERWOOD PP26



**POSITION** MID



**SIZE** BIG

**OPENESS** OPENED

### DESCRIPTION

Perfect blend of P28 aggressive toe and P29 dual lie with a max height feature.

### P90TM (202-2)



**POSITION** MID



**SIZE** MEDIUM

**OPENESS** CLOSED

### DESCRIPTION

Traditional curve that is perfect for stickhandling and shot control.

### P88 (184-1)

FORMER CCM OVECHKIN  
BAUER P88, WARRIOR W88,  
EASTON E36, TRUE MC

## HSFT7P JETSPEED FT7 PRO

**NANOLITE SHIELD CARBON LAYERING WITH SIGMA ST<sup>®</sup>**  
Cutting-edge technology that uses variable carbon fiber layers to create a lighter stick without sacrificing on durability.

**SKELETON + WITH "R" GEOMETRY**  
Streamlined shape with rounded corners and concave sides that keeps gaining in popularity. It delivers high performance and ultimate comfort.

**RR-110 X-SOFT HELICOID BLADE**  
Softest CCM blade now leveraging Helicoid technology smaller increments of carbon layer stacking to increase blade durability while significantly improving stick feel when passing and stickhandling.

KEY FEATURES



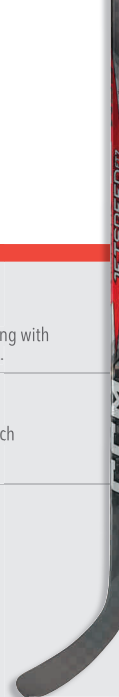
## HSFT7 JETSPEED FT7

**ADVANCED CARBON MATRIX WITH SIGMATEX CARBON WEAVE**  
Performance carbon layering technology now combining with Sigmatex spread tow to offer a lighter yet sturdier stick.

**SKELETON + WITH "R" GEOMETRY**  
Manufacturing technology found in the taper area which provides better reliability in key moments of the game

**RR-95 STIFF BLADE WITH PEEL-PLY**  
Improved stiff blade construction for better stick balance and accuracy

KEY FEATURES



## HSRC8P RIBCOR TRIGGER 8 PRO

**NANOLITE SHIELD CARBON LAYERING WITH SIGMA ST<sup>®</sup>**  
Cutting-edge technology that uses variable carbon fiber layers to create a lighter stick without sacrificing on durability.

**SKELETON + WITH "E" GEOMETRY**  
Unique ergonomic geometry designed to offer a seamless energy transfer to maximize speed of release.

**NEW AGILITY 3 REGULAR BLADE WITH DUAL-FEEL TECHNOLOGY**  
Innovative foam insert in the heel region of the blade helps drastically improve blade feel, while still allowing Ribcor's iconic quick and precise shooting.

KEY FEATURES



## HSRC8 RIBCOR TRIGGER 8

**ADVANCED CARBON MATRIX WITH SIGMATEX CARBON WEAVE**  
Performance carbon layering technology now combined with Sigmatex spread tow to offer a lighter yet even more durable stick.

**SKELETON + WITH "E" GEOMETRY**  
Manufacturing technology found in the taper area which provides better reliability in key moments of the game.

**AGILITY REGULAR BLADE WITH PEEL-PLY**  
A thinner profile blade that takes stick handling and feel to the next level without any compromise on shots release speed.

KEY FEATURES



## HSAS6P TACKS AS-VI PRO

**NANOLITE SHIELD CARBON LAYERING WITH SIGMA ST<sup>®</sup>**  
Cutting-edge technology that uses variable carbon fiber layers to create a lighter stick without sacrificing on durability.

**SKELETON + WITH VARIABLE "V" GEOMETRY**  
New shaft geometry allowing for an easier and constant loading of the stick to help increase wrist shot power. Its shape transition along the shaft ensures maximum comfort and grip.

**NEW ACUFEEL 3 SOFT BLADE WITH HELICOID TECHNOLOGY**  
Patented layup structure leveraging smaller variations in carbon plies angle to increase blade durability and lively feel.

KEY FEATURES




## HSAS6 TACKS AS-VI

**ADVANCED CARBON MATRIX**  
Performance carbon layering technology now combined with Sigmatex spread tow to offer a lighter yet even more durable stick.

**SKELETON + WITH SQUARE "T" GEOMETRY**  
Manufacturing technology found in the taper area which provides better reliability in key moments of the game.

**ACUFEEL SOFT BLADE WITH PEEL-PLY**  
Perfect to achieve the right blend of stiffness and feel, the ACUFEEL blade is stiff enough to deliver accuracy and control, yet softer to improve puck feel.

KEY FEATURES



## HSJ670 JETSPEED FT670

### HYBRID KICKPOINT

Creates a hinge effect so you can load the stick using a perfect blend of speed and response.


KEY FEATURES

### ROUND "R" GEOMETRY

Streamlined shape with rounded corners and concave sides that keeps gaining in popularity. It delivers high performance and ultimate comfort.

### JS4 BLADE WITH PEEL-PLY AND 18K WEAVE

Redesigned mid-performance stiff blade offering a great balance between puck feel and shot speed.



## HSJ660 JETSPEED FT660

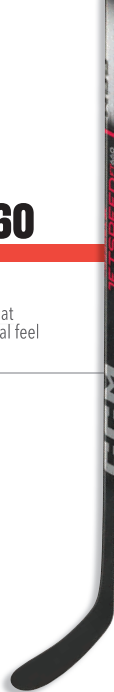
### SQUARE "T" GEOMETRY

Proven square-shaped design that provides players with a traditional feel for great grip and control.

KEY FEATURES

### STIFF BLADE

Stiff blade designed to provide speed on every shot.



## HSRC86 RIBCOR 86K

### ERGONOMIC "E" GEOMETRY

Unique ergonomic geometry designed to offer a seamless energy transfer to maximize speed of release

KEY FEATURES

### ASCENT 2 BLADE

An optimized stiffness profile that transitions seamlessly from softer in the heel to extra stiff in the toe for heightened puck feel and quick releases

### C6 WEAVE ON BLADE



## HSRC84 RIBCOR 84K

### SQUARE "T" GEOMETRY

Proven square-shaped design that provides players with a traditional feel for great grip and control.

KEY FEATURES

### COMPOSITE STIFF BLADE

Carbon and fiberglass blade designed for great durability.



## [HSAS570] TACKS AS-570

### SQUARE "T" GEOMETRY

This proven square-shaped design provides players with a traditional feel that provides great grip and control.

KEY FEATURES

### UAF BLADE WITH GRIT FINISH

Lightweight blade with high torsional and bending stiffness for accurate shooting and passing.



## YOUTH

### HSJ10Y2 HSJ20Y2 HSJ30Y2 HSJ40Y2 JETSPEED YOUTH

KEY FEATURES

### UNIQUE YOUTH FLEX PROFILE

Designed with kids in mind, providing tons of support for great stickhandling and passing

### PERFORMANCE YOUTH SHAFT DESIGN

Lightweight and super durable, the shaft is designed to help smaller hands handle a stick.

### OPTIMIZED YOUTH BLADE WITH SIGMATEX CARBON WEAVE

Adapted curve, size and lie angle to help young players grab the puck and upgrade their shooting technique.



### HSJS7Y JETSPEED FT YOUTH

KEY FEATURES

### YOUTH GEOMETRY

Designed to help kids learn how to hold their stick and develop their stickhandling and shooting technique

### STIFF COMPOSITE PAINTED BLADE

Blade stiffness that helps younger players lift the puck while allowing enough puck feel for stickhandling and passing

### FULL GRIP

Full grip to help with control and feel.





# SUPER TACKS X HELMET

\*\* AVAILABLE AT  
SELECT LOCATIONS ONLY \*\*

## TAKE YOUR HELMET GAME TO THE NEXT LEVEL!

THE REVOLUTIONARY SUPER TACKS X WITH ITS 3D DIGITAL MANUFACTURING INNOVATION IS NOW GOING **ALL OUT** WITH A **TOTAL CUSTOM** EXPERIENCE.



STARTING WITH A PERSONALIZED HEAD SCAN, CCM GIVES YOU THE CHANCE TO WRAP YOUR HEAD IN A FULL NEST TECH 3D PRINTED LINER, ENGINEERED TO BEST PROTECT YOU WHILE GIVING YOU COMFORT LIKE YOU HAVE NEVER FELT BEFORE, MADE TO MEASURE JUST FOR YOU, JUST LIKE THE PROS.

THIS NEXT-GENERATION HELMET KEEPS YOU AT YOUR BEST THROUGHOUT YOUR GAME, WHILE OFFERING PREMIUM PROTECTION AND COMFORT.



### TECH 001

## SUPERIOR BREATHABILITY

INTRODUCING THE FIRST HELMET THAT NOT ONLY PROTECTS YOU, BUT HELPS YOU PERFORM AT YOUR BEST, FROM YOUR FIRST TO YOUR LAST SHIFT!

## THE SUPER TACKS X HELMET WILL HELP YOU PLAY YOUR BEST HOCKEY FROM START TO FINISH.

THE UNIQUE 3D PRINTED NEST TECH LINER IS DESIGNED FOR MAXIMUM AIRFLOW TO KEEP YOUR HEAD COOL AND FEELING GREAT. WANT TO PLAY BETTER HOCKEY? SCIENTIFIC STUDIES SHOW\* YOUR PERFORMANCE MAY IMPROVE WHEN YOUR HEAD TEMPERATURE IS REGULATED AND KEPT STEADY.

KEEP YOUR PERFORMANCE AT ITS PEAK: UNMATCHED BREATHABILITY MEANS YOUR BODY SPENDS LESS ENERGY COOLING ITSELF OFF, LEAVING YOU WITH MORE ENERGY TO MAKE THE BEST DECISIONS ON THE ICE.

NOT ONLY WILL THIS HELMET HELP IMPROVE YOUR PERFORMANCE THROUGHOUT THE GAME, IT WILL HELP YOU RECUPERATE FASTER BETWEEN SHIFTS AND INCREASE YOUR HOCKEY SENSE.



\* THE EFFECT OF INTERMITTENT HEAD COOLING ON AEROBIC PERFORMANCE IN THE HEAT - JOURNAL OF SPORTS SCIENCE MEDICINE, WALTERS ET AL., 2017



### TECH 002

## PREMIUM COMFORT & FIT

NEST TECH LINER CONFORMS AND WRAPS YOUR HEAD IN A SOFT CONTINUOUS UNPARALLELED FIT.



### TECH 003

## ELITE PROTECTION



FULL NEST TECH 3D PRINTED LATTICE STRUCTURES ARE OPTIMALLY TUNED WITH VARIABLE DENSITIES AND GEOMETRIES AT SPECIFIC LOCATIONS THROUGH OUT THE LINER TO HELP DISTRIBUTE ALL TYPES OF HOCKEY IMPACTS IN KEY AREAS.



## HTXCX SUPER TACKS X TOTAL CUSTOM HELMET

TOTAL CUSTOM - AVAILABLE IN SELECT DEALERS HELMET \$

ELITE PROTECTION	100% FULL NEST TECH 3D PRINTED LINER	Entire liner consists of only NESTTECH 3D printed lattice structures, engineered and optimally tuned with variable densities and geometries at specific locations throughout the liner to help distribute all types of hockey impacts in key areas.
PREMIUM COMFORT	100% CUSTOM LINER WITH SUPERIOR BREATHABILITY	NEST TECH liner is 100% custom printed to your exact head shape, based on a full head scan, so it conforms and wraps your head in a soft, continuous unparalleled fit like no other, with the added benefit of maximum airflow to help keep your head cool, and your performance at its best.
ADJUSTMENT	TOOL-FREE FRONT-TO-BACK ADJUSTMENT SYSTEM	Shell remains adjustable in length should you wish to tweak it.
SHELL	SLEEK AESTHETICS AND REINFORCED SIDE IMPACT FRAME	A pro-approved look adopted by more NHL players than any other helmet in its launch year, so you can look like & feel the Pros.
COLORS: CUSTOM - CHOOSE FROM 23 SHELL COLOR OPTIONS + CUSTOM LOGO, EAR LOOPS & CHINSTRAP COLORS		



PERSONALIZED HELMET STORAGE BAG AND BADGE INSIDE HELMET INCLUDED



## HTSPTX SUPER TACKS X HELMET

SIZES	HAT SIZES	HELMET \$
S	52.5 - 57.0 CM / 6 1/2 - 7 1/8	
M	55.5 - 60.0 CM / 7 - 7 1/2	
L	58.5 - 63.0 CM / 7 3/8 - 8	

PROTECTION	NEST TECH 3D PRINTED LINER + D30®	Innovative leading-edge 3D printed continuous fit liner is tuned with different geometries to best manage and help absorb all types of impacts in key locations + rate sensitive D30® Smart Material further helps distribute impact energy.
COMFORT	NEST TECH LINER + MULTI-DENSITY FOAMS	Offers the ultimate in comfort and fit as it conforms to the shape of your head like no other off-the-shelf helmet liner ever has.
ADJUSTMENT	TOOL-FREE FRONT-TO-BACK ADJUSTMENT SYSTEM	Easy to use front-to-back side adjustment with a wider size range for a customized snug fit.
SHELL	SLEEK AESTHETICS AND REINFORCED SIDE IMPACT FRAME	A pro-approved look with structure stiffness for added protection on sides.



HELMET STORAGE BAG INCLUDED




## ACCTKXE \$ SUPER TACKS HELMET PERSONALIZATION KIT

Allows players to give their new Super Tacks X helmet an even more custom look so the focus is on them.

Change over the front and side logos to match your team colors, swap out your ear loops to match or contrast at will! And why not switch your chin strap for an even more unique look?

COMPATIBLE WITH HTXCX, HTSPTX AND HT910\* HELMETS \* EXCEPT SIDE LOGOS

- EACH KIT INCLUDES:
- 1X FRONT LOGO PLATE
  - 2X SIDE LOGO STICKERS
  - 2X EAR LOOPS WITH COLOR INSERTS
  - 1X CONTRASTING CHIN STRAP



i.Q. SHION GEL

## HT910 / HT910C TACKS 910 HELMET

SIZES	HAT SIZES	HELMET \$	COMBO \$
XS	51.5 - 55.5 CM / 6 1/2 - 7		
S	52.5 - 57.0 CM / 6 5/8 - 7 1/8		
M	55.5 - 60.0 CM / 7 - 7 1/2		
L	58.5 - 63.0 CM / 7 3/8 - 8		

PROTECTION	FLUID INSIDE POD MATRIX AND D30® TECHNOLOGY	Designed for an elite level of protection, to distribute impact energy and to help manage all types of impacts thanks to new Fluid Inside pods strategically placed in liner, combined with rate sensitive D30® Smart Material in key areas.
COMFORT	I.Q. SHION GEL MEMORY FOAM COMFORT LINER + DUAL DENSITY MOLDED FOAMS WITH SMOOTH CONTOUR EDGE	Offer a pro-level of comfort and fit with the added benefit of sweat management properties at the front.
ADJUSTMENT	ACTIVE STABILIZER AND TOOL-FREE ADJUSTMENT SYSTEM	Self-adjusting occipital support cushion and easy front-to-back side adjustment with a wider size range for a customized snug fit.
SHELL	OPTIMIZED AESTHETICS AND REINFORCED SIDE IMPACT FRAME	A pro-approved look with structure stiffness for added protection on sides.
COLORS	BLK, WHT, NVY, RYL, RED	*Offered as a combo with FM780 (S-M-L) in Black

\* Available as combo



**NEST  
TECH**



**I.Q.SHION DRI**

**HT720 / HT720C  
TACKS 720 HELMET**

SIZES	HAT SIZES
S	51 - 56 CM / 6 3/8 - 7
M	55 - 59 CM / 6 7/8 - 7 3/8
L	57 - 62 CM / 7 1/8 - 7 3/4

HELMET \$  
COMBO \$

COMFORT	AER-TEC THERMOREGULATION SYSTEM WITH NEST TECH + I.Q.SHION DRI	Innovative AER-TEC VENTILATION SYSTEM powered by NEST TECH and channels allow max airflow and keep your head cool and comfortable. New and improved I.Q.SHION DRI will not retain extra sweat at the forehead.
PROTECTION	NEST TECH + D3O® + MULTI-DENSITY FOAM	Elite-level protection from combination of 3D printed NEST TECH in key areas plus rate sensitive D3O® Smart Material and quality foams to help distribute impact energy.
ADJUSTMENT	ACTIVE STABILIZER AND TOOL-FREE ADJUSTMENT SYSTEM	Self-adjusting occipital support cushion and an easy front-to-back side adjustment provide a customized snug fit that stays in place.

SHELL	OPTIMIZED AESTHETICS AND REINFORCED SIDE IMPACT FRAME	A pro-approved look with structure stiffness on the sides for added protection.
-------	---	---

COLORS	BLK	WHT	NVY	RYL	RED

\*Offered as a combo with FM580 (S-M-L) in black

\* Available as combo



**I.Q.SHION**

**HT310 / HT310C  
TACKS 310 HELMET**

SIZES	HAT SIZES
S	51 - 56 CM / 6 3/8 - 7
M	55 - 59 CM / 6 7/8 - 7 3/8
L	57 - 62 CM / 7 1/8 - 7 3/4

HELMET \$  
COMBO \$

COMFORT / PROTECTION	I.Q.SHION FOAM COMFORT LINER WITH D3O®	High level of protection and offers a premium level of comfort and fit.
ADJUSTMENT	SINGLE TOOL-FREE ADJUSTMENT	Easy adjustment at the back of the helmet for a customized snug fit.
SHELL	DESIGNED TO MAXIMIZE PROTECTIVE CAPABILITIES	A pro-preferred look with geometry that helps absorb impacts.

COLORS	BLK	WHT	NVY	RYL	RED

\*Offered as a combo with FM680 (S-M-L) in black

\* Available as combo



**HT210 / HT210C  
TACKS 210 HELMET**

SIZES	HAT SIZES
XS	51.5 - 55.5 CM / 6 1/2 - 7
S	52.5 - 57.0 CM / 6 5/8 - 7 1/8
M	55.5 - 60.0 CM / 7 - 7 1/2
L	58.5 - 63.0 CM / 7 3/8 - 8

HELMET \$  
COMBO \$

COMFORT / PROTECTION	DUAL DENSITY VN + EVA FOAM LINER	Developed for great comfort and impact protection, with fewer gaps in liner for a more head-hugging fit.
ADJUSTMENT	SINGLE TOOL-FREE ADJUSTMENT	Easy adjustment at the back of the helmet for a customized snug fit.
SHELL	DESIGNED TO MAXIMIZE PROTECTIVE CAPABILITIES	A sleek low profile look with geometry that helps absorb impacts.

COLORS	BLK	WHT	NVY	RYL	RED

\*Offered as a combo with FM580 (S-M-L) in black

\* Available as combo



SR LINER

HT70C  
**TACKS 70 - JR / YT**  
COMBO ONLY

COMBO JR \$  
COMBO YT \$



JR LINER



YT LINER

HT70 / HT70C  
**TACKS 70**  
HELMET

SIZES	HAT SIZES
S	52.5 - 57.0 CM / 6 5/8 - 7 1/4
M	56.0 - 60.0 CM / 7 - 7 1/2
L	58.5 - 62.0 CM / 7 3/8 - 7 3/4

HELMET \$  
COMBO \$

COMFORT/PROTECTION	DUAL DENSITY LINER	Lightweight construction with full coverage dual density foam liner for top notch comfort and protection suitable for all ages, in a ventilated shell to help keep your head cool during play.
ADJUSTMENT	TOOL-FREE LENGTH ADJUSTMENT	Easy to use built-in Flip Clip adjustment on the side of the helmet for a customized fit and high level of comfort.
SHELL	HIGH DENSITY PE SHELL WITH INTEGRATED EAR COVERS	Modern, pro-approved look designed to help distribute recreational level impacts.

COLORS	BLK	WHT	NVY	RED COMBO ONLY	RYL COMBO ONLY	
						*Offered as a combo with FM70 facemask in black

**JUNIOR**

DESIGNED SPECIFICALLY FOR PLAYERS FROM **7 TO 10 YEARS OLD**

SIZE	HAT SIZES
JR (ONE SIZE)	52.5 - 57 CM / 6 5/8 - 7 1/4

**YOUTH**

DESIGNED SPECIFICALLY FOR PLAYERS FROM **3 TO 7 YEARS OLD**

SIZE	HAT SIZES
YT (ONE SIZE)	49 - 53 CM / 6 1/8 - 6 2/3

COMFORT/PROTECTION	DUAL DENSITY LINER	Lightweight construction with full coverage dual density foam liner for optimal comfort and protection for young players in a ventilated shell to help keep their head cool during play.
ADJUSTMENT	TOOL-FREE KID-SPECIFIC ADJUSTMENTS	Easy tool-free adjustments for facemask height, plus quick-release chin strap buckle, and FlipClip helmet size adjustment on sides that kids and parents alike will appreciate.
SHELL	HIGH DENSITY PE SHELL WITH INTEGRATED EAR COVERS	Modern, pro-approved look designed to help distribute junior or youth specific impacts. Personalization sticker included to help identify each player. New ergonomic ear covers attached to rear shell to better align with ear as player grows.

COMBO OFFERED WITH FM70 FACEMASK IN SILVER

COLORS	BLK	WHT	NVY	RED	PNK

HT500  
**FL500** HELMET

SIZES	HAT SIZES
S/M	52.5 - 57 CM / 6 5/8 - 7 1/8
L	56 - 60.5 CM / 7 - 7 5/8

HELMET \$

PROTECTION	D30® SMART MATERIAL WITH RATE SENSITIVE SHOCK ABSORBING PROPERTIES	Premium level protection that helps disperse the force of impact.
COMFORT	I.Q.SHION COMFORT LINER WITH D30® AND PATENT PENDING MULTI-LAYER FOAM CONFIGURATION	Offers a high level of protection and a premium level of comfort and fit.
ADJUSTMENT	TOOL-FREE LENGTH ADJUSTMENT	Easy adjustment Fit Clips on the side of the helmet for a customized fit and high level of comfort.
SHELL	HIGH DENSITY PE SHELL	Lightweight PE shell construction.

COLORS	BLK	
		NO Combo, only compatible with FM500 facemask



D30

i.Q.SHION



### HTMSPRT / HTMSPRTC MULTISPORT HELMET

SPECIFICALLY DESIGNED FOR SKATERS FROM **2 TO 7 YEARS OLD**

SIZE YT (ONE SIZE) HAT SIZES 48.5 - 54 CM / 6 - 6 1/2

COMFORT/ PROTECTION	EPP LINER WITH BUILT-IN EAR COVERS	Full wraparound EPP liner to help distribute multiple impacts as your little one learns to skate.
ADJUSTMENT	TOOL-FREE ADJUSTABLE FIT	Interchangeable foam pads to easily adjust fit & sizing + built-in self-adjusting occipital support cushion + quick-release chin strap.
SHELL	HIGH IMPACT PROTECTIVE SHELL	Lightweight yet highly protective one-piece shell with ventilated design to help airflow.
OTHER	VERSATILE DESIGN FOR MANY SPORTS & ACTIVITIES	Integrated ponytail groove so kids with all hair types can play comfortably + convenient goggle holder clip at rear.
COMBO	OFFERED WITH HEIGHT-ADJUSTABLE LIGHTWEIGHT FACEMASK FMSPORT ADAPTED TO YOUNG PLAYERS IN SILVER	

COLORS

-  BKBK
-  WHPK
-  WHBK

\* Available as combo

## HELMET SIZE COMPARISON CHART

		SIZE RANGE (CM)																
		48	49	50	51	52	53	54	55	56	57	58	59	60	61	62	63	64
<b>SUPER TACKS X</b>	S																	
	M																	
	L																	
<b>TACKS 910</b>	XS																	
	S																	
	M																	
<b>TACKS 720</b>	S																	
	M																	
	L																	
<b>TACKS 310</b>	S																	
	M																	
	L																	
<b>TACKS 210</b>	XS																	
	S																	
	M																	
	L																	
<b>TACKS 70</b>	YT																	
	JR																	
	S																	
	M																	
	L																	
<b>FL500</b>	S/M																	
	L																	
<b>MULTISPORT</b>	YT																	





ACCESSORIES	STYLE CODE	DESCRIPTION / COLOR	COMPATIBILITY	QUANTITY
FRONT POSTS	ACCHTPA	Helmet Front/Temple Post A	HTXCU HTSPTX HT720 HT710 HT310 HT210 FL500	20
	ACCHTPB	Helmet Front Post B	HT720 HT910	20
	ACCHTPC	Helmet Front Post C	HT70	20
	ACCHTPD	Helmet Front Post D	HTMSPRT	20
TEMPLE POSTS	ACCHTPA	Helmet Temple Post A	HTXCU HTSPTX HT910 HT720 HT710 HT310 HT210 FL500	20
	ACCHTPE	Helmet Temple Post E	HT70	20
	ACCHTPF	Helmet Temple Post F	HTMSPRT (helmet)	20
	ACCHTPG	Helmet Temple Post G	HTMSPRT (combo)	20
REAR POSTS	ACCHTPH	Helmet Rear Post H	HTXCU HTSPTX HT720	20
	ACCHTPI	Helmet Rear Post I	HT720 HT910	20
	ACCHTPJ	Helmet Rear Post J	HT710 HT310 HT210 HT70 HTMSPRT	20
	ACCHTPK	Helmet Rear Post K	FL500	20
CHINSTRAPS + EARLOOPS	ACCTKXE	Helmet personalization kit: includes front logo plate, 2 side logo stickers, 2 black earloops with color inserts, white printed chinstrap COLORS: Red, Royal, Orange, Kelly Green, Sunflower	HTXCU HTSPTX HT910 (Except side logos)	1
	ACCHTSLA	Helmet Chinstrap + Earloops A - Choice of Black or White	HT720 HT910 HTSPTX HTXCU	10 sets
	ACCHTSLB	Helmet Chinstrap + Earloops B - Choice of Black or White	HT710 HT310 HT210	10 sets
	ACCHTSLC	Helmet Chinstrap + Earloops C - Choice of Black or White	HT70	10 sets
	ACCHTSLD	Helmet Chinstrap + Earloops D - Choice of Black or White	HTMSPRT	10 sets
EARCOVERS	ACCHTECA	Helmet Earcovers A - Available in S or M/L	HTXCU HTSPTX HT720 HT910	5 pairs (10)
	ACCHTECB	Helmet Earcovers B	HT710 HT310 HT210	5 pairs (10)
	ACCHTECC	Helmet Earcovers C	FL500	5 pairs (10)
REAR SNAP BUTTON	ACCHTRSA	Rear Snap button A	HTXCU HTSPTX HT910 HT720 HT710 HT310 HT210 FL500 HT70 HTMSPRT	20
J CLIPS + SCREWS	ACCJCLIPA	J Clips (20) + Screws A (40)	FM70 (SR) HTMSPRT	10 sets
	ACCJCLIPB	J Clips (20) + Screws B (40)	FM70 (YT/JR)	10 sets
	ACCJC1	J Clips (20) + Screws C (40)	FM780 FM580 FM500 FV1 FMHVR	10 sets
TOP CLIPS + SCREWS	ACCTCA	Top Clips (20) + Screws A (20)	HTMSPRT	10 sets
	ACCTCB	Top Clips (20) + Screws B (20)	FM70 (SR)	10 sets
	ACCTCC	Top Clips (10) + Screws C (20)	FM70 (YT/JR)	10 sets
	ACCTCD	Top Clips (20) + Screws D (20)	FM780 FM580 FM500 FMHVR	10 sets
	ACCTCE	Top Clips (20) + Screws E (20)	FV1	10 sets
HELMET SCREWS	ACCHTSA	Helmet Screw A (short) 5.8mm length	HTXCU HTSPTX HT720 HT710 HT310 HT210 FL500 HT70 HTMSPRT	20
CAGE SCREWS	ACCHTSB	Cage Screw B (medium) 7.2mm length	FM70	20
	ACCHTSC	Cage Screw C (long) 8.9 mm length	FM780 FM580 FM500	20
	ACCHTSD	Cage Screw D (very long) 13.5 mm length	FV1	20
VISOR SPACER + SCREWS	ACCVSA	Spacer Kit 1: 4 screws (2 long, 2 short), 2 spacers, 2 dual T-nuts	VR14	5 sets
	ACCVRPRO	Spacer Kit 2: 4 screws (2 long, 2 short), 2 spacers, 2 dual T-nuts	VRPRO	5 sets
	ACCFVC	20 top clips (10L & 10R), 20 screws	FMFV1 - Full Face Visor FV1	10 sets
	ACCHVR	Replacement visor for FMHVR + screws	FMHVR	1
	ACCHVC	10 screws, 10 side plates with spacers & screws (5L & 5R)	FMHVR	5 sets
GOGGLE STRAP RETAINER	ACCHTGOG	Goggle Strap Retainer	HTMSPRT	5
CAGE BUCKLE	ACCFMCLIPA	Cage Buckle Clip A	FM780 FM580 FM500 FM70 HTMSPRT FV1	20
NUMBER STICKER	HHNUMB	Helmet Number Sticker Kit - includes 1 set (3 sheets) COLORS: BLACK, RED, ROYAL, WHITE"	Most models	1 set 3 sheets



Protective sleeve included

Replacement visor sold separately (ACCHVR)

FMHVR - LAUNCH DATE

**NEW**  
**FMHVR**  
**HVR HYBRID**  
**VISOR/FACEMASK**

SIZES S/M, M/L \$  
COLORS BLACK CHROME



CONSTRUCTION	PERFECTLY BALANCED COMBINATION OF PREMIUM IMPACT RESISTANT POLYCARBONATE & OPTIMALLY POSITIONED THIN ALLOY BARS	Patent-pending design offers the best unobstructed field of vision in all game situations with the airflow benefits & protection of a cage, all in a modern look perfect for today's players.
DESIGN	OPTIMIZED OPTICAL ACCURACY & BREATHABILITY	<ul style="list-style-type: none"> <li>Optimal Toric Lens to avoid distortion + strategically placed wires to reduce sight obstruction.</li> <li>Notched nose-cut visor design to allow maximum airflow + premium anti-fog treatment help reduce fogging during play.</li> <li>Premium anti-scratch treatment for durability &amp; innovative visor replacement system (replacement visor sold separately ACCHVR).</li> <li>Well-balanced weight.</li> </ul>
CHIN CUP	MULTI DENSITY FOAM FLOATING CHIN CUP	Comfortable and snug fitting chin cup that keeps the protection where it should.
CERTIFICATION	CSA, HECC, CE	Meets strict full face protection B1 certification requirements for use by a player of any age in hockey

HELMET FACEMASK		HT210			HT310			HT720			HT910			HTSPTXCU			HTSPTX			BAUER REAKT 150				
		XS	S	M	L	S	M	L	S	M	L	XS	S	M	L	S	M	L	S	M	L	S	M	L
HVR	S/M	✓	✓			✓			✓			✓	✓			✓			✓			✓		
	M/L		✓	✓		✓	✓		✓	✓			✓	✓		✓	✓		✓	✓		✓	✓	



HELMET STORAGE BAG INCLUDED

**FMFV1**  
**FV1 FULL FACE**  
**VISOR**

SIZES SR \$  
JR \$



CONSTRUCTION	IMPACT RESISTANT POLYCARBONATE WITH ANTI-FOG AND ANTI SCRATCH	High-quality material and finish offers a wide and unobstructed field of vision treated to resist fog build-up and scratches for extended durability on & off the ice.
DESIGN	OPTIMAL VENT PLACEMENT	Modern vent design maximizes air flow for great breathability during play.
CHIN CUP	MULTI DENSITY FOAM FLOATING CHIN CUP	Comfortable and snug fitting chin cup that keeps the protection where it should.
CERTIFICATION	CSA, HECC, CE	

FITLITE		HTFL3DS			HTFL50		
		S	M	L	S	M	L
B2	FV1 JR	✓	✓	✓	✓	✓	✓
B1	FV1 SR	✓	✓	✓	✓	✓	✓

TACKS		HT910			HT720 HT710			HT310			HT210 HT110		
		S	M	L	S	M	L	S	M	L	S	M	L
B2	FV1 JR	✓	✓	✓	✓	✓	✓	✓	✓	✓	✓	✓	✓
B1	FV1 SR	✓	✓	✓	✓	✓	✓	✓	✓	✓	✓	✓	✓

TACKS		HTSPTX			HTSPTXCU		
		S	M	L	S	M	L
B2	FV1 JR	✓	✓	✓	✓	✓	✓
B1	FV1 SR	✓	✓	✓	✓	✓	✓

BAUER		RE-AKT			RE-AKT 75			RE-AKT 150		
		S	M	L	S	M	L	S	M	L
B2	FV1 JR	✓	✓	✓	✓	✓	✓	✓	✓	✓
B1	FV1 SR	✓	✓	✓	✓	✓	✓	✓	✓	✓

**VR14** \$  
**VR14**  
**STRAIGHT**  
**VISOR**

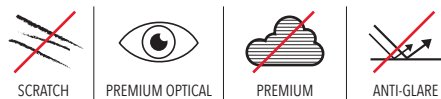
CERTIFICATION CSA, HECC, CE  
VISOR HEIGHT 96 MM / 3.8 IN  
COLOR CLEAR



CONSTRUCTION	IMPACT RESISTANT POLYCARBONATE WITH ANTI-FOG PROTECTION	High-quality material offers a clear field of vision to keep your eyes on the play.
DESIGN	STRAIGHT CUT	Modern look.
ADJUSTMENT	SCREWS + SPACERS	Include screws and spacers for a quick installation on your helmet.



## VRPRO \$ VRPRO STRAIGHT SHORT VISOR



CERTIFICATION	CSA, HECC, CE
VISOR HEIGHT	88 MM / 3.5 IN
COLOR	CLEAR

CONSTRUCTION	IMPACT RESISTANT POLYCARBONATE WITH ANTI-FOG, ANTI-SCRATCH AND ANTI-GLARE PROTECTION	High-quality material and finish offers an unobstructed field of vision in a clear tint so your focus stays on the game.
DESIGN	OPTIMAL STRAIGHT CUT	Modern look with pro-inspired close to nose fit.
ADJUSTMENT	TIME-SAVING INSTALLATION SYSTEM	Pre-set with patent-pending ACCVRPRO user-friendly system (screws, spacers and dual T-nuts) to quickly and easily install on your helmet so you can get on the ice faster.
CUSTOMIZABLE	HELMET STORAGE BAG + SIDE LOGO STICKERS	Includes breathable bag to protect visor once it's on your helmet, and 7 pairs of different color side logo stickers to customize your look. (includes color stickers: Red, Navy, Dark Green, Sunflower, Orange, Royal, Maroon)



## FM780 780 FACEMASK



SIZES	SR	S, M, L	\$
COLOR	BLACK, GUNMETAL, WHITE		

WIRES	THIN FLAT WIRES	Protective design of thin alloy bars provides maximum visibility.
CHIN CUP	MULTI DENSITY FOAM CHIN CUP WITH D30® SMART MATERIAL	Designed to provide high levels of comfort, sweat management, and impact absorbing protection.



## 580 FACEMASK

WHITE INTERIOR/ BLACK EXTERIOR	SILVER
FM580BKWH	FM580SL
CHROME BOOKING ONLY	BLACK
FM580CH	FM580BK
	WHITE
	FM580WH

SIZES	SR	S, M, L	\$
-------	----	---------	----

WIRES	THIN ROUND WIRES	Protective design provides maximum visibility.
CHIN CUP	MULTI DENSITY FOAM CHIN CUP	Designed to provide high levels of comfort and protection.



ONLY COMPATIBLE WITH  
CCM FL500 HELMET

## FM500 500 FACEMASK

SIZES	SR	S, M, L	\$
COLOR	GUNMETAL		

WIRES	THIN FLAT WIRES	Protective design of thin alloy bars provides maximum visibility.
CHIN CUP	MULTI DENSITY FOAM CHIN CUP	Designed to provide high levels of comfort and protection.



## FM70 70 FACEMASK

SIZES	SR	S, M, L	\$
COLOR	BLACK		

WIRES	THIN ROUND WIRES	Lightweight protective design provides maximum line of sight.
CHIN CUP	FLOATING CONSTRUCTION COMFORT FOAM	Designed to move with you for enhanced comfort while offering a good level of protection.

# TACKS XF PRO GLOVES

## IMPROVED FEEL AND COMFORT

GET READY TO ELEVATE YOUR GAME WITH CCM'S NEW TACKS GLOVES, BUILT FOR ULTIMATE COMFORT AND FEEL FROM FIRST TRY. OUR GLOVES ARE DESIGNED TO BE AN EXTENSION OF YOUR HAND, GIVING YOU UNPARALLELED CONTROL AND PRECISION ON THE ICE. EXPERIENCE THE PERFECT COMBINATION OF COMFORT AND PERFORMANCE, PAIRED WITH TRUSTWORTHY ELITE PROTECTION IN THE TACKS XF PRO GLOVES, THE CHOICE OF CHAMPIONS.



TAKE YOUR GAME TO NEW HEIGHTS WITH THE NEW TACKS XF PRO LINE, WITH ADDED FEATURES OF THERMOREGULATION TO HELP KEEP YOU COOLER WHILE STILL PROVIDING OUR MOST ELITE LEVEL OF PROTECTION. PLAY YOUR BEST GAME WITH A PERSONALIZED FIT THAT PROTECTS YOU WHERE YOU NEED IT MOST, WHILE ALSO ALLOWING A GREAT RANGE OF MOBILITY. EXPERIENCE THE ULTIMATE IN PROTECTION, COMFORT AND CUSTOMIZATION WITH TACKS XF PRO, GEAR THAT TRULY FITS YOUR POWER GAME AND YOUR STYLE.

## SENSALAST PRO PALM

EXPERIENCE THE SOFTEST AND MOST DURABLE PALM YET WITH OUR LATEST TACKS GLOVE LINE. SENSALAST PRO PALM TECHNOLOGY DELIVERS UNBEATABLE COMFORT FROM THE MOMENT YOU TRY THEM ON, AND LASTING PERFORMANCE GAME AFTER GAME. GET READY TO TAKE YOUR GAME TO THE NEXT LEVEL WITH THESE SILKY MITTS.

## NEST TECH



## NEST TECH

CCM'S INNOVATIVE 3D PRINTED LATTICE STRUCTURE, NEST TECH - REPOSITIONED IN THE TACKS XF GLOVES TO PROVIDE YOU WITH AIRFLOW IN THE MOST EFFICIENT WAY WHILE YOU PLAY, TO HELP KEEP YOUR HANDS DRY AND FRESH. THESE GLOVES COMBINE BREATHABILITY, MAXIMUM PROTECTION AND UNBEATABLE COMFORT TO HELP YOU STAY COOL AND FOCUSED ON YOUR GAME IN HIGH-PRESSURE MOMENTS.

### TECH 001

## COMFORT

BEST IN CLASS MATERIALS COMBINE TO ALLOW YOU PLAY IN TOTAL COMFORT. DESIGNED TO LAST, THESE GLOVES DELIVER A GREAT FEEL GAME-AFTER-GAME FOR AN UNBEATABLE PERFORMANCE EVERYTIME.

### TECH 002

## PROTECTION



DOMINATE THE ICE WITH THE BEST IN PROTECTION. FEATURING D3O® ZERO SMART MATERIAL AND MULTI-DENSITY FOAM STACKING FOR UNBEATABLE SHOCK-ABSORPTION, TO KEEP YOU SAFE ON EVERY PLAY.

### TECH 003

## BREATHABLE

NEST TECH AND STRATEGICALLY PLACED AIR VENTS ALLOW FOR ELITE AIRFLOW DURING PLAY, TO HELP KEEP HANDS AND GLOVES DRY.



**NEW**  
**HGXFPRO**  
**TACKS XF PRO**  
**GLOVES**

D30<sup>2</sup>



Polygiene®

**SIZES** SR 13", 14", 15" \$  
JR 11", 12" \$

**NEW**  
**HGXF**  
**TACKS XF**  
**GLOVES**

D30<sup>2</sup>



Polygiene®

**SIZES** SR 13", 14", 15" \$  
JR 10", 11", 12" \$

**NEW**  
**HGXF80**  
**TACKS XF 80**  
**GLOVES**

**SIZES** SR 13", 14", 15" \$  
JR 10", 11", 12" \$

**CONSTRUCTION** MAX PROTECTION ASD (ANATOMICAL SHIELD DESIGN) WITH PRO APPROVED POLYESTER + PU LEATHER  
Pro-level protection in a highly mobile and roomy design paired with great tech to keep your hands comfortable and ready for whatever the game brings.

**CONSTRUCTION** MAX PROTECTION ASD (ANATOMICAL SHIELD DESIGN) WITH PRO APPROVED POLYESTER + PU LEATHER  
Elite-level protection in a highly mobile and roomy design to keep your hands comfortable and ready for whatever the game brings.

**CONSTRUCTION** ASD (ANATOMICAL SHIELD DESIGN) WITH LIGHTWEIGHT POLYESTER  
Competitive-level construction with high quality materials and great mobility built in.

**LINER** POLYGIENE ODORCRUNCH™ TREATED LINERS AND COMFORT FOAMS  
Soft and comfortable foam with enhanced antibacterial and odor fighting treatments to help keep your gloves feeling fresh.

**LINER** POLYGIENE ODORCRUNCH™ TREATED LINERS AND COMFORT FOAMS  
Soft and comfortable foam with enhanced antibacterial and odor fighting treatments to help keep your gloves feeling fresh.

**LINER** LAMINATED LINER WITH PU FOAM CUSHIONING  
Soft and comfortable game-ready feel.

**FINGERS** HIGHLY PROTECTIVE FOAM WITH PE-INSERT + HYBRID NASH FINGERTIPS  
Highly comfortable and protective, these fingers allow for optimal freedom of movement.

**FINGERS** PROTECTIVE FOAM WITH PE-INSERT + LYCRA MESH FINGER GUSSETS  
Great comfort and protection, these fingers allow for optimal freedom of movement.

**FINGERS** DUAL-DENSITY FOAM WITH PE INSERTS + 3 PIECE INDEX  
Top caliber protection with construction that allows for enhanced freedom of movement and dexterity.

**BACKHAND** INTEGRATED IMPACT PROTECTION PLATE WITH D30® ZERO + VENTILATION PORT ON BACKHAND  
Pro-level impact protection from back to side of hand with D30® Zero to help protect against the hardest of shots and ventilation port to enhance airflow throughout the glove.

**BACKHAND** INTEGRATED IMPACT PROTECTION PLATE WITH D30® ZERO + VENTILATION PORT ON BACKHAND  
Pro-level impact protection with D30® Zero to help protect against the hardest of shots and ventilation port to enhance airflow throughout the glove.

**BACKHAND** INTEGRATED IMPACT PROTECTION PLATE  
Competitive-level impact protection in a pro-inspired look.

**THUMB** NEST TECH THUMB WART + PRO FLEXTUMB - FROM SIZE 11"  
Repositioned NEST TECH for increased airflow and protection while the 2-piece flexible thumb delivers better mobility and an incredible grip on your stick.

**THUMB** PRO FLEXTUMB - FROM SIZE 11"  
2-piece flexible thumb delivers better mobility and an incredible grip on your stick.

**THUMB** PRO FLEXTUMB - FROM SIZE 11"  
Increased mobility for a better grip.

**PALM** SENSALAST PRO PALM WITH REINFORCEMENT TREATED WITH POLYGIENE ODORCRUNCH™  
Pro feel palm with ultimate comfort and ventilation window provides an optimal interaction with your stick.

**PALM** SENSALAST PALM + REINFORCEMENT + TREATED WITH POLYGIENE ODORCRUNCH™  
Pro-feel palm allowing ultimate stickhandling with high-caliber durability and grip.

**PALM** SUBLIMATED BASE PALM WITH REINFORCEMENT  
Soft feel and enhanced durability.

**CUFF** FLEXMOTION SEGMENTED OPEN CUFF  
Allows for unrestricted wrist movements, flexibility and protection plus breathable protection.

**CUFF** FLEXMOTION CUFF  
Allows for unrestricted wrist movements, flexibility and protection plus breathable protection.

**CUFF** FLEXMOTION CUFF  
Allows for unrestricted wrist movements, flexibility and protection plus breathable protection.



HGXFPRO - LAUNCH DATE

HGXF - LAUNCH DATE

HGXF80 - LAUNCH DATE



**NEW**  
**HG4RP3**  
**TACKS 4R PRO<sup>3</sup>**  
**GLOVES**



Polygiene® SIZES SR 13", 14", 15" \$

CONSTRUCTION	PRO-APPROVED POLYESTER + PU LEATHER	Maximized durability with a classic 4 roll backhand look in a looser fitting profile.
LINER	POLYGIENE® TREATED LINER	Soft, comfortable and treated with anti-microbial Polygiene® to help control odor-causing bacteria.
FINGERS / BACKHAND	DUAL DENSITY FOAM WITH PE INSERTS + D30® ZERO BACKHAND + SOFT COMFORT FOAMS	Pro-level protection and shock absorbency around the entire hand with added D30® Zero on the backhand. Our new soft foams make sure your glove is comfortable all game long.
THUMB	PRO FLEXTHUMB - SR ONLY	Two-piece thumb delivers better mobility and an incredible grip on your stick.
PALM	SENSALAST PALM WITH SENSALAST REINFORCEMENT	Seamless palm-to-cuff transition inside & out for ultimate comfort, combined with a pro-feel palm providing an optimal interaction with your stick.
CUFF	MAX FLEX CUFF	Our flexible cuff allows players to properly load their stick and get the most out of their gloves.

COLORS



HG4RP3 - LAUNCH DATE

**NEW**  
**HGFTW24**  
**JETSPEED FTW**  
**WOMEN'S GLOVES**



SIZES WM SR 12,13,14" - TAPERED \$



CONSTRUCTION	LIGHTWEIGHT & BREATHABLE, TAPERED PRO-LEVEL PROTECTION	Adapted fit for women's hand proportions to be more narrow with longer fingers, to ensure comfort, close-to-the-hand fit and elite-level protection without compromise.
LINER	AER-TEC SUSPENSION SYSTEM MESH LINER TREATED WITH POLYGIENE ODORCRUNCH™	AER-TEC suspension system mesh liner treated with Polygiene Odorcrunch™
FINGERS	PRO-LEVEL HIGH-DENSITY PE FOAM + PE INSERTS + PU FOAM CUSHIONING	Lightweight construction yet high level protection and three-piece index for maximum dexterity.
BACKHAND	AER-TEC VENTILATION SYSTEM + PRO-LEVEL PE FOAM + HIGH DENSITY PE FOAM + PE INSERTS	2 ventilated ports on back of hand for optimal airflow along with elite-level protection.
THUMB	PRO FLEXTHUMB	2-piece thumb delivers better mobility and an incredible grip on your stick with ventilated mesh in back of thumb for added airflow where you really feel it.
PALM	SENSALAST PALM + REINFORCEMENT WITH EMBOSSED TEXTURE + TREATED WITH POLYGIENE ODORCRUNCH™	Soft feel seamless palm-to-cuff transition inside & out, combined with a pro-feel palm allowing ultimate stickhandling with high-caliber durability and grip.
CUFF	SHORT PRE-ANGLED OPEN CUFF	Enhanced range of wrist movements and protection.

OTHER

POLYGIENE ODORCRUNCH™ TREATED SUBLIMATED LINER

Superior quality liner that feels great and helps you stay dry with enhanced antibacterial and odor fighting treatments to help keep your gloves feeling fresh.

COLORS



HGFTW24 - LAUNCH DATE



### HGFT6PRO JETSPEED FT6 PRO GLOVES



**SIZES** SR 13", 14", 15" \$  
JR 11", 12" \$

### HGFT6 JETSPEED FT6 GLOVES



**SIZES** SR 13", 14", 15" \$  
JR 10", 11", 12" \$

### HG680 JETSPEED FT680 GLOVES

**SIZES** SR 13", 14", 15" \$  
JR 10", 11", 12" \$

	HGFT6PRO JETSPEED FT6 PRO	HGFT6 JETSPEED FT6	HG680 JETSPEED FT680
CONSTRUCTION	<b>AER-TEC THERMOREGULATION SYSTEM + PRO-APPROVED POLYESTER + SYNTHETIC LEATHER</b> AER-TEC powered system allows maximum breathability and airflow. Durable, lightweight construction optimized for pro-level of play, with a new backroll design that follows a perfectly anatomical shape.	<b>AER-TEC THERMOREGULATION SYSTEM + PRO-APPROVED POLYESTER</b> AER-TEC powered system allows maximum breathability and airflow. Lightweight construction with a new back roll design that follows a perfectly anatomical shape, ideal for an elite or competitive level player.	<b>PRO-QUALITY MESH + LIGHTWEIGHT POLYESTER</b> Lightweight and incredibly durable, in an anatomical back roll design ideal for competitive play.
LINER	<b>AER-TEC SUSPENSION SYSTEM MESH LINER TREATED WITH POLYGIENE ODORCRUNCH™</b> Max ventilation and mesh lining for cooling and evaporation to help keep hands dry. Absorbs less sweat to stay light and provides instant & long-lasting comfort.	<b>AER-TEC SUSPENSION SYSTEM MESH LINER TREATED WITH POLYGIENE ODORCRUNCH™</b> Max ventilation and mesh lining for cooling and evaporation to help keep hands dry. Absorbs less sweat to stay light and provides instant & long-lasting comfort.	<b>LAMINATED LINER WITH PU FOAM CUSHIONING</b> Soft feel from the start for great comfort.
FINGERS	<b>PREMIUM ZOTEOFAM® &amp; HIGH DENSITY PE FOAM + PE INSERTS + PU FOAM CUSHIONING</b> Offering the best protection-to-weight ratio: extremely lightweight construction with pro-level protection, and three-piece index for max dexterity.	<b>PRO-LEVEL HIGH-DENSITY PE FOAM + PE INSERTS + PU FOAM CUSHIONING</b> Lightweight construction yet high level protection and three-piece index for maximum dexterity.	<b>PE FOAM + PE INSERTS</b> Lightweight high quality protective foam and plastic inserts.
BACKHAND	<b>AER-TEC VENTILATION SYSTEM + PREMIUM ZOTEOFAM® + HIGH DENSITY PE FOAM + PE INSERTS</b> 3 ventilated ports on back of hand for optimal airflow along with pro-level protection.	<b>AER-TEC VENTILATION SYSTEM + PRO-LEVEL PE FOAM + HIGH DENSITY PE FOAM + PE INSERTS</b> 2 ventilated ports on back of hand for optimal airflow along with elite-level protection.	<b>PE FOAM + PE INSERTS</b> Premium foam and inserts deliver lightweight, top-notch protection.
THUMB	<b>PRO FLEXTUMB - FROM SIZE 11"</b> 2-piece thumb delivers better mobility and an incredible grip on your stick with ventilated mesh in back of thumb for added airflow where you really feel it.	<b>PRO FLEXTUMB - FROM SIZE 11"</b> 2-piece thumb delivers better mobility and an incredible grip on your stick with ventilated mesh in back of thumb for added airflow where you really feel it.	<b>PRO FLEXTUMB - SR ONLY</b> Increased mobility for a better grip.
PALM	<b>SENSALAST PRO PALM: PRO CLARINO BASE PALM + SENSALAST REINFORCEMENT WITH EMBOSSED TEXTURE TREATED WITH POLYGIENE ODORCRUNCH™</b> Seamless palm-to-cuff transition inside & out for ultimate comfort, combined with a pro-feel palm providing an optimal interaction with your stick.	<b>SENSALAST PALM + REINFORCEMENT WITH EMBOSSED TEXTURE + TREATED WITH POLYGIENE ODORCRUNCH™</b> Soft feel seamless palm-to-cuff transition inside & out, combined with a pro-feel palm allowing ultimate stickhandling with high-caliber durability and grip.	<b>NASH PALM + NASH REINFORCEMENT</b> Soft feel and enhanced durability.
CUFF	<b>SHORT PRE-ANGLED OPEN FLEXCUFF + PU FOAM CUSHIONING</b> Allows for unrestricted wrist movements, flexibility and protection.	<b>SHORT PRE-ANGLED OPEN CUFF</b> Enhanced range of wrist movements and protection.	<b>SHORT PRE-ANGLED ONE-PIECE OPEN CUFF</b> Unrestricted wrist movement, plus augmented flexibility and protection.





**HGNEXT23**  
**CCM NEXT**  
GLOVES

SIZES SR 13", 14", 15" \$  
JR 10", 11", 12" \$



**HGNEXT23**  
**CCM NEXT - YOUTH**  
GLOVES

SIZES YT 8", 9" \$

CONSTRUCTION **LIGHTWEIGHT POLYESTER**  
Durable construction built from high-quality material in our simplest back roll design giving a more anatomical fit, ideal for recreation play at any age.

CONSTRUCTION **LIGHTWEIGHT POLYESTER**  
Durable construction built from high quality materials suited to a child's recreational level of play.

LINER **SUBLIMATED LINER WITH PU CUSHION FOAM**  
Soft feel from the start.

LINER **SUBLIMATED LINER WITH PU CUSHION FOAM**  
Soft and comfortable feel.

FINGERS **PE FOAM + PE INSERTS**  
Lightweight high quality protection, increased mobility.

FINGERS **PE FOAMS WITH 2-PIECE FINGERS**  
High-level foam protection.

BACKHAND **PE FOAM + PE INSERTS**  
High quality foam and plastics for good backhand protection.

BACKHAND **PE FOAMS**  
High quality protection, increased mobility design.

THUMB **FLEXTHUMB - FROM SIZE 11"**  
Great protection and mobility.

PALM **SUBLIMATED SENSALAST PALM**  
Soft feel and enhanced durability.

PALM **SUBLIMATED SENSALAST PALM + REINFORCEMENT**  
Soft feel and enhanced durability.

CUFF **OPEN CUFF**  
Freedom of movement, plus augmented flexibility and protection.

CUFF **SHORT PRE-ANGLED ONE-PIECE OPEN CUFF**  
Unrestricted wrist movement, plus augmented flexibility and protection. Open segmented cuff for major freedom of movement, flexibility and protection.

COLORS

COLORS



BKWH NWWH RDWH

BKWH NWWH RDWH






## NEST TECH TECHNOLOGY

3D PRINTED PADDING ENGINEERED WITH OPTIMIZED GEOMETRIES OFFERS:

- Elite level of protection
- Unmatched breathability to help keep you cool and your performance at its peak
- Added ventilation to help your gear dry faster



## WHAT IS D30® ZERO


Embracing sustainability without compromising performance, D30® Zero sets a new standard for eco-friendly materials in the world of sports equipment. Crafted with meticulous attention to detail, D30® Zero is a cutting-edge foam that not only offers unparalleled protection but also minimizes its environmental impact. Made from recycled sources, this revolutionary material reflects our commitment to a greener future, preserving the very playground we cherish - the ice.

By choosing D30® Zero, you make a conscious decision to reduce your carbon footprint without compromising on performance. As you protect yourself on the rink, you're also contributing to the protection of our planet. Look for this game-changing material in our new 2024 line of hockey equipment.

Join us in making a difference - one game, one player, one sustainable choice at a time.



RECYCLED D30® MATERIAL




LOW PROFILE AND FLEXIBLE



## WHAT IS D30®

D30® uses a combination of patented, patent-pending and proprietary technologies to make rate sensitive, soft, flexible materials with high shock absorbing properties. It offers the thinnest and most advanced protection against impact. D30® materials are made using a combination of advanced polymer chemistry and cutting-edge design. The materials are soft and flexible, with no compromise on comfort, but react differently when force is applied. D30® absorbs and dissipates energy during an impact, reducing the amount of force transmitted to your body compared to standard foams.

## HOW D30® TECHNOLOGIES WORK



SOFT AND FLEXIBLE MATERIAL

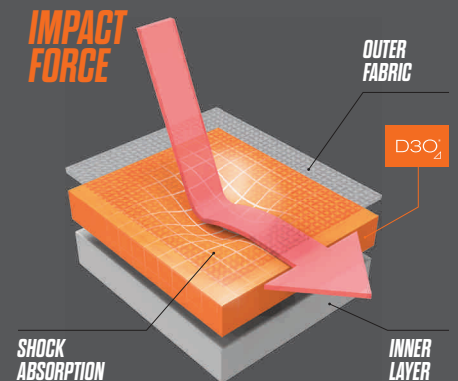
ABSORBS AND DISSIPATES IMPACT ENERGY

RETURNS TO FLEXIBLE STATE

## HOW D30® MATERIALS WORK

D30® has a unique molecular structure; in standard conditions, the molecules flow freely allowing the material to remain soft and flexible, but on impact, they lock together to absorb and dissipate the impact energy and reduce the transmitted force. The molecules instantly return to their flexible state. D30® is strain-rate sensitive, which means the stronger the impact, the more the molecules react, providing great protection.

CCM uses D30® Smart Material in key areas that require the highest degree of protection and comfort due to its many excellent properties. D30® materials allow CCM products to remain lightweight and manage various types of impacts often experienced in hockey.



PROTECTED BY D30®



## AER-TEC TOTALDRI

CCM TOTALDRI HAS BEEN ENHANCED WITH AER-TEC TECHNOLOGY TO OPTIMIZE FABRIC WICKING AND PROVIDE STRATEGIC AERATION ZONES TO EVAPORATE SWEAT AND ALLOW THE BODY TO COOL QUICKER.

## AER-TEC SUSPENSION SYSTEM

CCM'S NEW AER-TEC SUSPENSION SYSTEM CREATES SPACES WHICH ALLOW COOL AIR TO CIRCULATE THROUGH THE EQUIPMENT WHICH IN TURN PROMOTES SWEAT EVAPORATION AND ALLOWS HOT AIR TO ESCAPE.

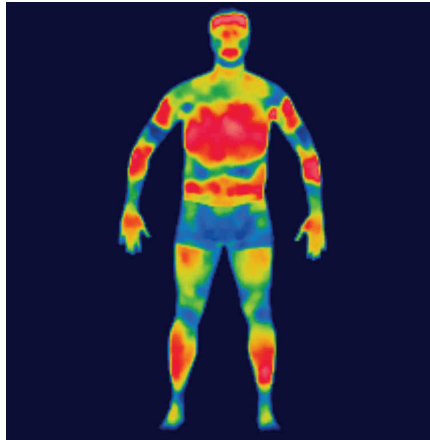


## AER-TEC VENTILATION SYSTEM

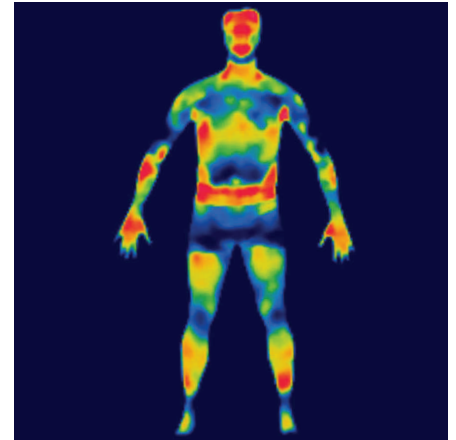
STRATEGICALLY PLACED AIR PORTS IN GEAR ALLOW FOR OPTIMAL AIR FLOW TO PROMOTE SWEAT EVAPORATION OFF OF THE BODY THANKS TO CCM'S NEW AER-TEC VENTILATION SYSTEM.



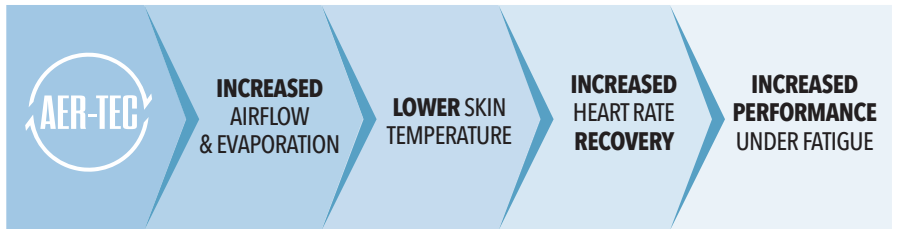
# FEEL COOLER PLAY SMARTER



THERMAL IMAGE  
**WITHOUT  
AER-TEC\***

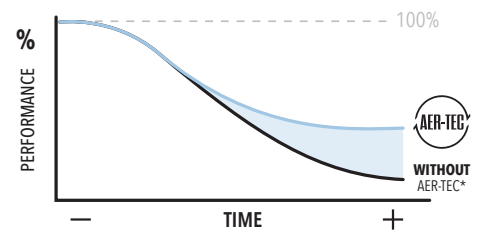


THERMAL IMAGE  
**WITH  
AER-TEC**

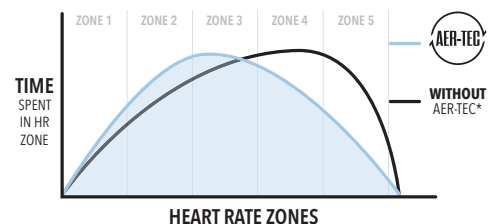


AER-TEC IS THE LATEST CCM TECHNOLOGY THAT WAS DESIGNED AND ENGINEERED TO PROMOTE THERMOREGULATION FOR PLAYERS AND GOALIES. THE TECHNOLOGY IS BUILT INTO BASE LAYER TOP AND BOTTOMS, PROTECTIVE EQUIPMENT FOR PLAYERS AND GOALIES, AND IN THE NEWEST GAMEWEAR JERSEYS AND SOCKS. THE TECHNOLOGY FUNCTIONS ON ITS OWN IN EACH PIECE OF GEAR, BUT ALSO MORE EFFICIENTLY IN SYNERGY AS A SYSTEM BETWEEN ALL LAYERS OF GEAR. THE ABSORPTION, EVAPORATION AND VENTILATION OF THE GEAR ALLOWS THE BODY'S CORE TEMPERATURE TO COOL QUICKER, HELPING YOU MAKE FASTER, BETTER DECISIONS WHEN IT COUNTS.

YOU'LL NOTICE THE DIFFERENCE ONCE YOU'RE REALLY GOING ALL OUT ON THE ICE. AER-TEC KEEPS YOUR BODY TEMPERATURE REGULATED AND COOL, WHICH HELPS KEEP YOUR PERFORMANCE FROM DECLINING AND ALLOWS YOU TO STAY AT THE TOP OF YOUR GAME. SAY GOODBYE TO WET GEAR AND OVERHEATING. SAY HELLO TO THE NEWEST TECHNOLOGY IN PERFORMANCE.



AER-TEC HELPS REGULATE YOUR BODY TEMPERATURE AND KEEP YOU COOL SO YOU CAN PERFORM BETTER UNDER FATIGUE.



AER-TEC REDUCES THE AMOUNT OF TIME SPENT NEAR YOUR MAX HEART RATE

\* THERMAL IMAGES TAKEN AFTER HOCKEY GAME SIMULATION TESTING PROTOCOL. TESTING WAS PERFORMED ON AER-TEC GEAR (SIZE SR. L JETSPEED FT6 PRO PROTECTIVE, 2023 BASE LAYERS, 7000 GA GAMEWEAR JERSEY AND SOCKS) VERSUS PREVIOUS MODELS OF CCM PROTECTIVE, BASE LAYERS AND GAMEWEAR GEAR.

# POLYGIENE® TECHNOLOGY


**POLYGIENE®** IS THE MARKET LEADING INGREDIENT BRAND FOR STAYS FRESH SOLUTIONS. WITH POLYGIENE STAYS FRESH® TECHNOLOGY/TECHNOLOGIES, ENJOY FRESH-ALL-DAY CONFIDENCE. POLYGIENE MAKES YOUR PRODUCTS STAY FRESH AND LAST LONGER.

## WITHOUT POLYGIENE COMBINATION

ODOR MOLECULES (SMOKE, FOOD, BODY ETC) AND MICROBES SETTLE IN MATERIAL AND MULTIPLY

## WITH POLYGIENE COMBINATION

ODORCRUNCH & BIOSTATIC TECHNOLOGIES ELIMINATE ODOR MOLECULES AND STOP ODOR CAUSING BACTERIA



Polygiene®

## POLYGIENE BIOSTATIC™ STAYS FRESH TECHNOLOGY

MAKES YOUR PRODUCTS STAY FRESH, WHICH MEANS THAT YOU CAN ENJOY FRESH- ALL-DAY CONFIDENCE, AS WELL AS WEAR YOUR PRODUCTS MORE AND WASH THEM LESS. SAVING YOU TIME, WATER AND WASTE - AND NOT LEAST, THE PRODUCT ITSELF.

## POLYGIENE ODORCRUNCH™

**STAYS FRESH TECHNOLOGY** IS A NATURAL PRODUCT THAT CONSISTS OF THE MAIN INGREDIENT IN SAND (SILICA). ODOR MOLECULES ARE EFFICIENTLY CAPTURED AND PERMANENTLY ELIMINATED - KEEPING THE PRODUCT FRESH, REDUCING THE NEED TO WASH, AND THEREFORE MAKING IT LAST LONGER.

## USED IN KEY AREAS WHERE IT COUNTS



SGFT6PRO  
**JETSPEED FT6 PRO**  
SHIN GUARD



SGFT6  
**JETSPEED FT6**  
SHIN GUARD



HGFT6PRO  
**JETSPEED FT6 PRO**  
GLOVES



HGFT6  
**JETSPEED FT6**  
GLOVES



HGXFPRO  
**TACKS XF PRO**  
GLOVES



HGXF  
**TACKS XF**  
GLOVES



HG4RP3  
**TACKS 4R PRO**  
GLOVES



HGFTW24  
**JETSPEED FTW**  
WOMEN'S GLOVES



SPFT6PRO  
**JETSPEED FT6 PRO**  
SHOULDER PADS



SPFT6  
**JETSPEED FT6**  
SHOULDER PADS



**MEN AND WOMEN'S  
NEW BASE LAYERS**  
SEE PAGES: 162-165

# TACKS XF PRO PANTS



## AER-TEC THERMOREGULATION SYSTEM

FEEL THE FREEDOM OF MOVEMENT WITH THE LATEST TACKS PANTS LINE. THE AER-TEC SYSTEM CREATES AIR CHANNELS FOR BETTER AIR CIRCULATION, KEEPING YOU COOL, DRY, AND LIGHT ON YOUR FEET. YOUR CONFIDENCE AND PERFORMANCE WILL TAKE YOUR GAME TO THE NEXT LEVEL.



DID SOMEBODY SAY AIRFLOW? - THE ALL-NEW TACKS PANTS LINE IS DESIGNED FOR ELITE BREATHABILITY, MOBILITY, AND PROTECTION. THESE PANTS FEATURE AIR CHANNELS THAT GUIDE AIR AROUND YOUR BODY FOR OPTIMAL COOLING.

FEEL COOLER  
PLAY SMARTER

## D30® AND AER-TEC

INTRODUCING THE TACKS XF PRO HOCKEY PANTS, BUILT TO PRIORITIZE BOTH PROTECTION AND PERFORMANCE. FEATURING D30® SMART MATERIAL AND INNOVATIVE THERMOREGULATION TECHNOLOGY, THESE PANTS PROVIDE UNMATCHED PROTECTION AND COMFORT ON THE ICE.

TECH 001



NEST  
TECH 

### PROTECTION

CONFIDENCE ON THE ICE STARTS WITH PROTECTION. STAY SAFE AND STYLISH WITH CCM'S INNOVATED GEAR FEATURING D30® AND NEST TECH TECHNOLOGIES.

TECH 002

### BREATHABLE

EXPERIENCE ELITE BREATHABILITY AND COMFORT WITH CCM'S AER-TEC TECHNOLOGY. ALLOWS YOUR BODY TO STAY COOL AND DRY SO YOU CAN FOCUS ON PERFORMING YOUR BEST EVERY SHIFT.

TECH 003

### MOBILE

THE NEW TACKS HOCKEY PANTS OFFER ELITE MOBILITY WHILE PROTECTING YOU LIKE THE PROS, KEEPING YOU COMFORTABLE ALL GAME LONG.





NEW

**HPXFPRO  
TACKS XF PRO  
PANTS**

SIZES	SR	S, S-L, M, L, XL	\$
	JR	M, L	\$



NEW

**HPXF  
TACKS XF  
PANTS**

SIZES	SR	S, S-L, M, L, XL	\$
	JR	S, M, L	\$



**CONSTRUCTION**  
MAX COVERAGE ASD (ANATOMICAL SHIELD DESIGN) FLEXMOTION WRAPAROUND PROTECTION + AER-TEC VENTILATION SYSTEM  
Engineered to offer the highest level of protection, now with an advanced level of breathability thanks to the addition of some AER-TEC thermoregulation features. The ventilated belly pad brings in cool air and the MAX COVERAGE ASD protects you like the pros.

**CONSTRUCTION**  
MAX COVERAGE ASD (ANATOMICAL SHIELD DESIGN) FLEXMOTION WRAPAROUND PROTECTION  
Engineered to offer an elite level of protection and comfort all in a classic fit.

**ADJUSTMENT**  
INTEGRATED BELT + STABILIZED BELLY PAD + 1" ZIPPER  
Adjustable built-in belt locks in place during play, ventilated belly pad offers more airflow and stays where it should. The practical hidden +1 length extension is great for growth spurts or taller players.

**ADJUSTMENT**  
INTERNAL BELT + STABILIZED BELLY PAD + 1" ZIPPER  
Adjustable built-in belt locks in place during play, ventilated belly pad offers more airflow and stays where it should. The practical hidden +1 length extension is great for growth spurts or taller players.

**KIDNEY**  
MOLDED PE CAPS + SUBLIMATED COMFORT LINER  
Premium sublimated liner absorbs less sweat and pro-level protection in the caps helps you stay protected and dry on the ice.

**KIDNEY**  
MOLDED PE CAPS + SUBLIMATED COMFORT LINER  
Premium sublimated liner for comfort and pro-level protection in the caps helps you stay protected and comfortable on the ice.

**HIP**  
JDP HIP CAPS WITH D30° ZERO + AER-TEC VENTILATION SYSTEM  
Pro-level hip cap reinforced with D30° Zero disperses impact force away from hip joints while the unique segmented Flexmotion hip pad design increases mobility. Added AER-TEC ventilation system to help keep you cool and dry.

**HIP**  
JDP HIP CAPS WITH D30° ZERO  
Elite-level JDP hip cap reinforced with D30° Zero disperses impact force away from hip joint while the unique segmented Flexmotion hip pad design increases mobility.

**BACK PROTECTION**  
EXPOSED FOAM SPINE WITH D30° + SEAMLESS TRANSITION TO TAILPAD + FOAM INSERT  
Pro-level spine protection with added ventilation exhaust system for superior breathability with segmented tailbone pad for pro-level mobility.

**BACK PROTECTION**  
EXPOSED FOAM SPINE WITH D30° + SEAMLESS TRANSITION TO TAILPAD + FOAM INSERT  
Pro-level spine protection with added ventilation exhaust system for superior breathability with segmented tailbone pad for pro-level mobility.

**THIGH GUARDS**  
FLOATING MOLDED PE PLASTIC CAP + PE FOAM + INNER LEG ZIPPER  
Durable Pro-level protection with floating thigh guards allowing custom embroidery, plus inner leg zipper to widen as needed.

**THIGH GUARDS**  
FLOATING MOLDED PE PLASTIC + PE FOAM  
Elite-level protection with a floating thigh guard allowing for custom embroidery.

**SHELL**  
PREMIUM 400D NYLON WITH HIGH ABRASION RESISTANT SIDE PANEL + PRO CUT + VENTILATED AIR INTAKE & EXHAUST SYSTEM  
Made of premium Nylon reinforced in all the important areas, with a pro cut in back of the legs and newly added ventilation system for elite breathability.

**SHELL**  
PREMIUM 400D NYLON WITH HIGH ABRASION RESISTANT SIDE PANEL  
Made of premium Nylon reinforced in all the important areas for overall better durability.



HPXFPRO - LAUNCH DATE

HPXF - LAUNCH DATE



**HPAS580  
TACKS AS 580  
PANTS**

**SIZES** SR S, S-L, M, L, XL, 2XL \$  
JR S, M, L \$



**HPNEXT23  
CCM NEXT  
PANTS**

**SIZES** SR S, M, L, XL \$  
JR S, M, L \$



**HPNEXT23  
CCM NEXT - YOUTH  
PANTS**

**SIZES** YT S, M, L \$

**CONSTRUCTION** **MAX COVERAGE ASD (ANATOMICAL SHIELD DESIGN)**  
Engineered to offer the highest quality protection.

**CONSTRUCTION** **ANATOMICAL FIT RECREATIONAL LEVEL PANTS**  
Durable and lightweight, ideal for a recreational player of any age.

**CONSTRUCTION** **MOLDED PE CAPS**  
Good level of protection designed to disperse impact force away from the hip joint.

**ADJUSTMENT** **INTERNAL BELT + 1" ZIPPER**  
The inner belt allows you to find your perfect fit and keep the pants in place during play while an extra 1" extension means these pants can grow with the player.

**ADJUSTMENT** **LACE FRONT AND PADDED BELT**  
Comfortable stretch crotch and easy to adjust.

**ADJUSTMENT** **SUBLIMATED COMFORT LINER**  
Rich liner in tailpad for instant and lasting comfort.

**KIDNEY** **MOLDED PE CAP + SUBLIMATED COMFORT LINER**  
Trustworthy impact protection with maximum comfort.

**KIDNEY** **SUBLIMATED COMFORT LINER**  
Rich liner in tailpad for instant and lasting comfort.

**BACK PROTECTION** **PE INSERT SPINE PROTECTOR**  
Comfortable impact protection in the lower back.

**HIP** **JDP HIP CAPS**  
Elite-level hip cap disperses impact force away from hip joint.

**HIP / KIDNEY** **MOLDED PE CAP + PE FOAM**  
Good level impact protection in the kidney area.

**THIGH GUARDS** **MOLDED PE PLASTIC + PE FOAM**  
Great impact protection around the legs.

**BACK PROTECTION** **EXPOSED FOAM SPINE + SEAMLESS TRANSITION TO TAILPAD**  
Competitive-level spine protection and enhanced comfort tailpad that flows into the pants seamlessly.

**BACK PROTECTION** **PE FOAM + PE INSERT SPRIN PROTECTOR**  
Impact protection in lower back.

**THIGH GUARDS** **FLOATING MOLDED PE PLASTIC CAP + PE FOAM**  
Reliable protection with a floating thigh guard so pant legs can be custom embroidered.

**THIGH GUARDS** **MOLDED PE PLASTIC + PE FOAM**  
Reliable protection adapted for recreational hockey.

**SHELL** **PREMIUM 400D NYLON WITH HIGH ABRASION RESISTANT SIDE PANELS + INNER LEG ZIPPER**  
Premium Nylon for maximum durability.

**SHELL** **HIGH QUALITY 210D NYLON + LIGHTWEIGHT POLYESTER**  
Durable construction.

COLORS



**BLACK**  
SR - 2XL ONLY OFFERED IN BLACK

**NAVY**

**RED**

**ROYAL**  
ONLY AVAILABLE IN S-M-L

COLORS



**BLACK**

**NAVY**

**RED**

COLORS



**BLACK**

**NAVY**

**RED**



## PGJS JETSPEED GIRDLE

SIZES	SR	S, M, L, XL	\$
	JR	M, L	\$

CONSTRUCTION	PRO 400D NYLON WITH SIDE PANEL REINFORCEMENT	Sublimated liner with Dry Foam technology to keep the product lightweight.
ADJUSTMENT	ADJUSTABLE THIGH GUARD (LENGTH / WIDTH)	Easily customizable fit for an excellent level of comfort.
HIP / THIGH	PE-MOLDED CAP + MID-DENSITY FOAM	Pro-level lightweight impact protection, plus JDP hip caps to disperse impact force away from the hip joint.
BACK PROTECTION	INJECTION-MOLDED HYBRID SPINE SHIELD WITH D30® AND HD FOAM	Pro-level impact protection in the lower back with a segmented tailbone pad that molds to your body.

COMPATIBLE WITH PPJS SHELL, **SOLD SEPARATELY**



## PPJS JETSPEED GIRDLE SHELL

SIZES	SR	S, M, L, XL	\$
	JR	M, L	\$

CONSTRUCTION	PRO 400D NYLON WITH SIDE PANEL REINFORCEMENT	Reduced weight, optimized durability plus mesh panels for breathability and stretch panels for great mobility.
ADJUSTMENT	HIDDEN 1" ZIPPER + ADJUSTABLE LENGTH & INSIDE LEG ZIPPER	For a customizable fit.
PROTECTION	FLOATING SPINE PROTECTOR + NEW INJECTION-MOLDED HYBRID SPINE SHIELD WITH HD FOAM	Low-profile belt for added protection and comfort.
COLORS	BLACK, NAVY	

**OPTIMIZED FIT OVER PGJS GIRDLE** WITH ATTACHMENTS TO SECURE IN PLACE FOR A SEAMLESS PRO LOOK

COLORS



BLACK

NAVY



## PP25 / PP25G PANT SHELL

SIZES	* SR	S, M, L, XL, 2XL	\$
	* JR	S, M, L	\$
	** GOALIE	S/M, L/XL	\$

CONSTRUCTION	PRO 400D + REINFORCEMENT	High quality material made with more stretch for durability, comfort and mobility.
ADJUSTMENT	ADJUSTABLE LENGTH	For a customizable fit that will cover even the +1" extended pants.
COLORS	BLACK, NAVY, RED, ROYAL	

\* FITS OVER MOST HOCKEY PANTS

\*\* FITS OVER MOST HOCKEY GOALIE PANTS

**FOR HPFTW, SUGGEST TO SIZE DOWN 1 SIZE.**

COLORS



BLACK

NAVY

RED

ROYAL



**HPFT6PRO  
JETSPEED FT6 PRO  
PANTS**

SIZES SR S, M, L, XL \$



**HPFT6  
JETSPEED FT6  
PANTS**

SIZES SR S, M, L, XL \$  
JR S, M, L \$



**CONSTRUCTION**  
AER-TEC THERMOREGULATION SYSTEM  
AER-TEC thermoregulation system with maximized air intake in shell and belly pad and air channels for maximum breathability. Tapered profile for a connected feel, in a reduced weight yet durable and flexible design, ideal for a fast-moving elite player.

**CONSTRUCTION**  
AER-TEC THERMOREGULATION SYSTEM  
AER-TEC thermoregulation system with maximized air intake in shell and belly pad for maximum breathability. Tapered profile for a connected feel, in a reduced weight yet durable and flexible design, perfect for a nimble competitive team player.

**ADJUSTMENT**  
EASY FIT ENTRY WITH BUILT-IN INTERNAL ANTI-TWIST BELT SYSTEM + 1" ZIPPER  
Wide front opening with stretchy functional panels for a seamless adjustment and vast range of movement. Features an integrated wider durable belt that will not twist and hidden +1" length-adjusting zipper that allows for a custom comfort fit that stays put.

**ADJUSTMENT**  
EASY FIT ENTRY WITH BUILT-IN INTERNAL BELT SYSTEM + 1" ZIPPER  
Wide front opening with stretchy functional panels for a seamless adjustment and vast range of movement. Features an integrated wider durable belt and hidden +1" length-adjusting zipper for a custom fit and optimized comfort.

**LINER**  
DRYFOAM TECHNOLOGY WITH SOFT LAMINATED WATER REPELLENT LINING  
Premium sublimated liner absorbs less sweat so you can stay dry and keep your equipment lightweight.

**LINER**  
DRYFOAM TECHNOLOGY WITH SOFT LAMINATED WATER REPELLENT LINING  
Premium sublimated liner absorbs less sweat so you can stay dry and keep your equipment lightweight.

**HIP / KIDNEY**  
MOLDED PE CAPS WITH VENTED FOAM BASE + AER-TEC VENTILATION SYSTEM + ANATOMICAL KIDNEY BREAK  
FLOFOAM pads form channels on inside of hip pads with a kidney contour design for maximum comfort and pro level protection. Added AER-TEC ventilation system to help keep you cool and dry.

**HIP / KIDNEY**  
MOLDED PE CAPS WITH VENTED FOAM BASE + ANATOMICAL KIDNEY BREAK  
Elite-level impact protection with an anatomical kidney contour design for maximum comfort.

**BACK PROTECTION**  
FLOATING SPINE PROTECTOR + INJECTION MOLDED HYBRID SPINE SHIELD WITH HD FOAM AND VENTILATION PORTS + VENTED TAILBONE PAD  
Pro-level spine protection with added ventilation exhaust system for superior breathability with segmented tailbone pad for pro-level mobility.

**BACK PROTECTION**  
FLOATING SPINE PROTECTOR + INJECTION MOLDED HYBRID SPINE SHIELD + VENTILATED TAILBONE PAD  
Elite-level spine protection with added ventilation exhaust system for breathability + segmented tailbone pad for pro-level mobility.

**THIGH GUARDS**  
LIGHTWEIGHT HD FOAM THIGH GUARDS + LEG ZIPPER  
Lightweight pro-level protection with floating thigh guards allowing custom embroidery, plus inner leg zipper to widen as needed.

**THIGH GUARDS**  
LIGHTWEIGHT FOAM + MOLDED PE PLASTIC + LEG ZIPPER  
High-level protection with floating thigh guards + plus inner leg zipper to widen as needed.

**SHELL**  
400D NYLON + 400D TEXTURED NYLON SIDE PANEL REINFORCEMENT + POLYESTER + PRO CUT + VENTILATED AIR INTAKE & EXHAUST SYSTEM  
Made of premium Nylon reinforced in all the important areas, with a pro cut -1" length in back of the legs and repositioned inner leg zipper to reduce friction during cross-overs, plus a max airflow construction.

**SHELL**  
400D NYLON + 400D TEXTURED NYLON SIDE PANEL REINFORCEMENT + POLYESTER + PRO CUT + VENTILATED EXHAUST SYSTEM  
Made of premium Nylon reinforced in all the important areas, with a pro cut -1" length in back of the legs and repositioned inner leg zipper to reduce friction during cross-overs, for overall improved durability and airflow.

COLORS



BLACK NAVY RED

COLORS



BLACK NAVY RED





NEW

**HPFTW24  
JETSPEED FTW  
WOMEN'S PANTS**



SIZES WM SR S, M, L, XL \$

NEW

**HPFTW24 IDEAL FOR 7-11 YEAR OLDS (APPROX)  
JETSPEED FTW - JR  
WOMEN'S PANTS**

SIZES WM JR S, M, L \$

**CONSTRUCTION**  
**DURABLE AND COMFORTABLE PRO-LEVEL PROTECTION, MADE FOR HER**  
 Adapted tapered fit made to stretch to any size & provide comfortable protection where needed while allowing you to move freely. Revolutionary adjustable design with revised proportions allowing women to select their pant by waist size regardless of body type or shape.

**CONSTRUCTION**  
**LIGHTWEIGHT AND COMFORTABLE PROTECTION, MADE FOR HER**  
 Designed for their bodies and specific silhouettes, guaranteeing adapted protection and comfort as they play and grow in them. Adapted tapered fit made to stretch to any size & provide comfortable protection where needed while allowing you to move freely.

**ADJUSTMENT**  
**EZ FIT STRETCH OPENING + INTERNAL BELT SYSTEM +1" ZIPPER**  
 Easy on/off ultra stretch extendable opening secured in place with inner belt + stabilized belly pad, topped off with cosmetic hockey lace, +1" length-adjusting zipper all to provide a custom snug fit and unparalleled comfort.

**ADJUSTMENT**  
**EZ FIT STRETCH OPENING + EXTERNAL BELT SYSTEM +1" ZIPPER**  
 Easy on/off stretch extendable opening secured in place with external belt, topped off with cosmetic hockey lace, +1" length-adjusting zipper for the growing player to provide a custom snug fit and unparalleled comfort.

**BACK PROTECTION**  
**LOW-PROFILE INJECTION-MOLDED HYBRID SPINE SHIELD WITH D30® ZERO + SEGMENTED TAILBONE PAD**  
 Pro-level impact protection in the lower back with a segmented tailbone pad that molds to the body.

**BACK PROTECTION**  
**LOW-PROFILE MOLDED EVA SPINE GUARD + SEGMENTED TAILBONE PAD**  
 Reliable impact protection in the lower back with a segmented tailbone pad that molds to the body.

**LINER**  
**DRYFOAM TECHNOLOGY WITH SOFT LAMINATED WATER REPELLENT LINING**  
 Soft laminated sublimated liner absorbs less sweat so you can stay dry and your equipment lightweight.

**THIGH GUARD**  
**MOLDED PE PLASTIC + PE FOAM**  
 Trustworthy protection in a low-profile design.

**THIGH GUARD**  
**MOLDED PE PLASTIC + INNER LEG ZIPPER**  
 Equipped with a low-profile design and a repositioned inner-leg zipper to reduce friction during cross-overs, this floating thigh guard was made to deliver pro-level protection and easy embellishment access.

**HIP/KIDNEY**  
**MOLDED PE CAP + PE FOAM + PADDED BELT**  
 Good level impact protection in the kidney area.

**HIP / KIDNEY**  
**MOLDED PE HIP CAPS + 400D TEXTURED NYLON PADDED BELT**  
 Pro-protection in the hips and kidney area with added durability around the waist.

**SHELL**  
**200D NYLON + EXTENDED STRETCH ZONES + PRO CUT**  
 Made of durable Nylon and stretch materials in critical areas, with a pro cut -1" length in back of the legs, for overall improved durability and comfort.

**SHELL**  
**REVISED LENGTH + 400D NYLON + EXTENDED STRETCH ZONES + PRO CUT**  
 Made of premium Nylon and stretch materials in critical areas, with a pro cut -1" length in back of the legs, for overall improved durability and comfort.

**COLORS**



BLACK

**COLORS**



BLACK

NAVY

RED

HPFTW24 - LAUNCH DATE

HPFTW24 - JR - LAUNCH DATE

# TACKS XF PRO PROTECTIVE

## ADPTFIT SYSTEM FOR LIMITLESS PROTECTIVE CUSTOMIZABILITY

CCM'S ADPTFIT SYSTEM, DESIGNED TO GIVE YOU UNPARALLELED CONTROL OVER YOUR PROTECTIVE GEAR SO YOU CAN CUSTOMIZE IT TO FIT YOUR GAME AND YOUR BODY LIKE NEVER BEFORE. EASILY ADJUST STRAPS AND POSITIONS OF DIFFERENT FEATURES FOR MAXIMUM PROTECTION AND COMFORT ON THE ICE.



TAKE YOUR GAME TO NEW HEIGHTS WITH THE NEW TACKS XF PRO LINE, WITH ADDED FEATURES OF THERMOREGULATION TO HELP KEEP YOU COOLER WHILE STILL PROVIDING OUR MOST ELITE LEVEL OF PROTECTION. PLAY YOUR BEST GAME WITH A PERSONALIZED FIT THAT PROTECTS YOU WHERE YOU NEED IT MOST, WHILE ALSO ALLOWING A GREAT RANGE OF MOBILITY. EXPERIENCE THE ULTIMATE IN PROTECTION, COMFORT AND CUSTOMIZATION WITH TACKS XF PRO, GEAR THAT TRULY FITS YOUR POWER GAME AND YOUR STYLE.

**FEEL COOLER  
PLAY SMARTER**

## TACKS SHOULDER PADS / SHIN GUARDS / ELBOW PADS MAXIMIZED PROTECTION

WHEN IT COMES TO STAYING PROTECTED ON THE ICE, YOU NEED GEAR THAT CAN KEEP UP WITH TODAY'S HIGH FLYING GAME. THAT'S WHY CCM INTEGRATES D30® ZERO IN THE TACKS PROTECTIVE LINE. WITH ITS ADVANCED NON-NEUTONIAN PROPERTIES, D30® ZERO IS SOFT AND COMFORTABLE TO THE TOUCH, YET IT STIFFENS UPON IMPACT; IT IS USED IN KEY AREAS TO HELP ABSORB IMPACT ENERGY AWAY FROM THE BODY SO YOU STAY PROTECTED AND PLAY WITH CONFIDENCE, KNOWING THAT YOUR TACKS XF PRO GEAR HAS YOUR BACK ON THE ICE.

TECH 001

D30®  
ZERO

### PROTECTION

CONFIDENCE ON THE ICE STARTS WITH PROTECTION. STAY SAFE AND MOVE COMFORTABLY WITH STYLE TRUSTING IN CCM'S LATEST INNOVATIVE TACKS GEAR, FEATURING RELIABLE D30® ZERO TECHNOLOGY AND PREMIUM MATERIALS.

TECH 002

### ADAPTABLE

ALWAYS GETTING SLASHED IN A PARTICULAR AREA? OUR ADPTFIT SYSTEM HAS YOU COVERED SO THAT YOU TAILOR YOUR LEVEL OF PROTECTION TO YOUR NEEDS AND CUSTOMIZE YOUR FIT.

TECH 003

### BREATHABLE

ELEVATE YOUR COMFORT WITH THE ADDITION OF CCM'S AER-TEC THERMOREGULATION TECHNOLOGY, ALLOWING YOUR BODY TO STAY COOL AND DRY SO YOU CAN FOCUS ON PERFORMING YOUR BEST EVERY SHIFT.





NEW

**SPXFFPRO  
TACKS XF PRO  
SHOULDER PADS**



**SIZES** SR S, M, L, XL \$  
JR M, L \$

NEW

**SPXF  
TACKS XF  
SHOULDER PADS**



**SIZES** SR S, M, L, XL \$  
JR S, M, L \$

NEW

**SPXF80  
TACKS XF80  
SHOULDER PADS**

**SIZES** SR S, M, L, XL \$  
JR S, M, L \$

**CONSTRUCTION** **MAX COVERAGE ASD (ANATOMICAL SHIELD DESIGN) + AMPLIFIED MOBILITY DESIGN WITH MOLDED ZOTEFOAM** Maximum protection with compress-molded ZOTEFOAM side panels along with front/back air channels. This piece is optimized to protect elite players, and provide great ventilation to help cool the body throughout the game.

**CONSTRUCTION** **MAX COVERAGE ASD (ANATOMICAL SHIELD DESIGN) + AMPLIFIED MOBILITY DESIGN WITH MOLDED PE FOAM** Elite protection with compress-molded ZOTEFOAM along with front/back air channels. This piece is optimized to protect elite players, and provide competitive ventilation to help cool the body throughout the game.

**CONSTRUCTION** **DUAL-LAYER FRONT CONSTRUCTION WITH PE FOAM + SUBLIMATED COMFORT LINING** Comfortable and low profile, this dual layered shoulder pad has everything you need to keep you protected at any competitive level.

**CAPS** **DUAL CORE HD FOAM CAPS WITH EXPOSED FOAM COVERS + D30® ZERO SHOULDER/AC JOINT** Enhanced pro-level protection further enhanced to help absorb and distribute the toughest impacts, from all angles with the updated D30® Zero construction in the Shoulder/AC joint.

**CAPS** **JDP INJECTED SHOULDER CAPS WITH EXPOSED FOAM COVER** Pro-level construction disperses the impact force away from the shoulders cap.

**CAPS** **JDP INJECTED SHOULDER CAPS** Made from lightweight PE plastic, these caps deliver high-level protection that helps disperse impacts away from your shoulder joints.

**TORSO** **AIR CHANNEL + ADPTFIT LENGTH ADJUSTABLE STRAPS** Elite ventilation with air chanel inside liner and length-adjustable torso straps to facilitate finding your ideal custom fit.

**TORSO** **AIR CHANNEL + ADPTFIT LENGTH ADJUSTABLE STRAPS** Competitive ventilation with air channels inside liner and length-adjustable torso straps to facilitate finding your ideal custom fit.

**TORSO** **COMPRESS MOLDED FRONT AND BACK PANELS WITH SUBLIMATED LINING** Comfortable and durable protection with its sublimated back and front panels.

**BICEPS** **HD MOLDED FOAM GUARDS WITH LARGE VENTILATION PORTS + AER-TEC SUSPENSION SYSTEM + ADJUSTABLE STRAP LENGTH AND HEIGHT** Lightweight custom comfort fit with a maximum level of protection and elite ventilation in biceps for cooling to help keep your body dry. Improved interaction with elbow pad for better mobility.

**BICEPS** **INJECTED PLASTIC GUARD + ADJUSTABLE STRAP LENGTH AND HEIGHT** Customizable fit and reinforced bicep guards offer pro-level protection when you need it.

**BICEPS** **PE-MOLDED CAP + LENGTH ADJUSTMENT** Custom comfort fit and excellent protection with adjustable coverage and sublimated lining.

**STERNUM AND SPINE** **FLOATING STERNUM & SPINE HYBRID SHIELDS + D30® AT PLEXUS & LOWER SPINE** Floating sternum provides elite mobility and comfort while the compress molded HD foam with D30® at plexus and lower spine offers maximum protection.

**STERNUM / SPINE** **FLOATING STERNUM & SPINE HYBRID SHIELDS + D30® ZERO AT PLEXUS & LOWER SPINE** Floating sternum provides elite mobility and comfort while the compress molded HD foam with D30® at plexus and lower spine offers maximum protection.

**STERNUM / SPINE** **FLOATING STERNUM HYBRID SHIELD + COMPRESS MOLDED SPINE CAP** Compress molded plastic protection.

**LINER** **SWEAT REPELLANT ZOTEFOAM LINER** Unique liner-free design allows the closed cell Zotefoam to do its job by not absorbing sweat, while the innovative AER-TEC air channels in the front/back provide elite level airflow.

**LINER** **SWEAT REPELLANT ZOTEFOAM LINER** Unique liner-free design allows the closed cell Zotefoam to do its job by not absorbing sweat, while the innovative AER-TEC air channels in the front/back provide an elite level airflow.

**LINER** **SUBLIMATED COMFORT LINER** High quality comfort liner that allows air to breathe through to keep you fresh.

**CLAVICLE** **FLOATING CLAVICLE COVERAGE WITH HD MOLDED FOAM + NEWLY PLACED D30® ZERO IN THE AC JOINT** Newly placed D30® Zero that disperses impact energy away from the clavicle now protects you from the worse impacts.

**CLAVICLE** **FLOATING CLAVICLE COVERAGE WITH PE PLASTIC GUARDS** Elite clavicle protection with great mobility.

**CLAVICLE** **FLOATING CLAVICLE PROTECTION** Designed to offer a competitive level of protection in the clavicle.

**EXTRA PROTECTION** **HEIGHT ADJUSTABLE & REMOVABLE FRONT/BACK PADS** Removable and adjustable extra lower protection offers added coverage to protect and limit spacing when interacting with your hockey pants.

**EXTRA PROTECTION** **HEIGHT ADJUSTABLE & REMOVABLE FRONT AND BACK PADS** Removable and adjustable extra lower protection offers added coverage to protect and limit spacing when interacting with your hockey pants.

**EXTRA PROTECTION** **EXTENDED COVERAGE FRONT PANEL** Extra competitive-level protection.

SPXFFPRO - LAUNCH DATE

SPXF - LAUNCH DATE

SPXF80 - LAUNCH DATE



NEW

**SGXFPRO  
TACKS XF PRO  
SHIN GUARD**



SIZES	SR	14", 15", 16", 17"	\$
	JR	12", 13"	\$

NEW

**SGXF  
TACKS XF  
SHIN GUARD**



SIZES	SR	14", 15", 16", 17"	\$
	JR	11", 12", 13"	\$

NEW

**SGXF80  
TACKS XF80  
SHIN GUARD**

SIZES	SR	14", 15", 16"	\$
	JR	11", 12", 13"	\$

CONSTRUCTION	<p><b>MAX COVERAGE ASD (ANATOMICAL SHIELD DESIGN)</b> Engineered to offer Pro-level protection and comfort to make sure you're ready to take on the worse of impacts.</p>	<p><b>MAX COVERAGE ASD (ANATOMICAL SHIELD DESIGN)</b> Engineered to offer Pro-level protection and comfort to make sure you're ready to take on the worse of impacts.</p>	<p><b>MAX COVERAGE ASD (ANATOMICAL SHIELD DESIGN)</b> Engineered to offer Pro-level protection and comfort to make sure you're ready to take on the worse of impacts.</p>
CALF GUARD	<p><b>INJECTION MOLDED CALF GUARD + D30° ZERO SHOT BLOCK PROTECTION</b> Premium calf guard with D30° Zero for extra impact and shock absorption, giving you elite-level protection.</p>	<p><b>INJECTION MOLDED CALF GUARD + D30° ZERO SHOT BLOCK PROTECTION</b> Premium calf guard with D30° Zero for extra impact and shock absorption, giving you elite-level protection.</p>	<p><b>EXPOSED INJECTION MOLDED CALF GUARD</b> Premium injection molded guard giving you pro-level calf protection.</p>
KNEECAP	<p><b>ANATOMICAL JDP KNEECAP + D30° ZERO COMFORT DONUT</b> Newly repositioned D30° Zero to better help support the knee and help distribute impact energy away from the joints.</p>	<p><b>ANATOMICAL JDP KNEECAP + D30° ZERO COMFORT DONUT</b> Newly repositioned D30° Zero to better help support the knee and help distribute impact energy away from the joints.</p>	<p><b>JDP KNEECAP + PROTECTIVE COMFORT DONUT</b> Pro-level cap construction that disperses impact force away from the knee joint.</p>
SHIN CAP	<p><b>ANATOMICAL PE SHIN CAP WITH TAPE GROOVE + ABRASION RESISTANT BOTTOM PAD WITH D30° ZERO</b> Elite-strength shin cap with landing to lock in tape coupled with D30° Zero reinforced at bottom for max protection against impacts and extra durability against rubbing on the inside.</p>	<p><b>ANATOMICAL PE SHIN CAP WITH TAPE GROOVE + ABRASION RESISTANT BOTTOM PAD WITH D30° ZERO</b> Elite-strength shin cap with landing to lock in tape coupled with D30° Zero reinforced at bottom for max protection against impacts and extra durability against rubbing on the inside.</p>	<p><b>OPTIMIZED ANATOMICAL GEOMETRY WITH STRAP GROOVE</b> Competitive level shin cap lined with PE foam liner.</p>
THIGH	<p><b>COMPRESS-MOLDED EVA FOAM FLEXMOTION THIGH GUARD</b> Top quality foams for pro-level protection.</p>	<p><b>COMPRESS-MOLDED EVA FOAM FLEXMOTION THIGH GUARD</b> Top quality foams for pro-level protection.</p>	<p><b>MID-DENSITY FOAM THIGH GUARD</b> Reliable protection around thigh area.</p>
ATTACHMENT	<p><b>ADAPTFIT+ STRAPS: LENGTH-ADJUSTABLE DUAL CALF STRAP + PADDED HYPER X LOCK STRAP</b> Length-adjustable dual calf straps wraps any size calf comfortably while Hyper X lock strap helps keep the shin snug and in place all game long.</p>	<p><b>ADAPTFIT+ STRAPS: LENGTH-ADJUSTABLE DUAL CALF STRAP + PADDED HYPER X LOCK STRAP</b> Length-adjustable dual calf straps wraps any size calf comfortably while Hyper X lock strap helps keep the shin snug and in place all game long.</p>	<p><b>STREAMLINED LOCK STRAP WITH COMFORT CUSHION + LENGTH-ADJUSTABLE CALF STRAP</b> Snug and extra-comfortable fit that's customizable for all calf sizes.</p>
LINER	<p><b>REMOVABLE ADPTFIT LINER + DETACHABLE LOWER PAD FOR TONGUES IN OPTION</b> Bottom removable liner to customize your fit if you prefer to wear your skates tongues in, for closer to the leg snug protection.</p>	<p><b>REMOVABLE ADPTFIT LINER + DETACHABLE LOWER PAD FOR TONGUES IN OPTION</b> Bottom removable liner to customize your fit if you prefer to wear your skates tongues in, for closer to the leg snug protection.</p>	<p><b>FULLY REMOVABLE/ADJUSTABLE LINER WITH KNEE HOLE</b> Ventilation ports and sublimated lining to help keep shins dry.</p>
OTHER	<p><b>COMPRESS-MOLDED HD FOAM SIDE GUARD</b> Pro-level foam for extra side protection.</p>	<p><b>COMPRESS-MOLDED EVA FOAM SIDE GUARD</b> Elite-level foam + plastic side guard for extra protection.</p>	<p><b>MID-DENSITY FOAM SIDE GUARD WITH PLASTIC REINFORCEMENT</b> High-level foam for extra side protection.</p>

SGXFPRO - LAUNCH DATE

SGXF - LAUNCH DATE

SGXF80 - LAUNCH DATE



NEW

**EPXFPRO  
TACKS XF PRO  
ELBOW PADS**



SIZES	SR	S, M, L, XL	\$
	JR	M, L	\$



NEW

**EPXF  
TACKS XF  
ELBOW PADS**



SIZES	SR	S, M, L, XL	\$
	JR	S, M, L	\$



NEW

**EPXF80  
TACKS XF80  
ELBOW PADS**

SIZES	SR	S, M, L, XL	\$
	JR	S, M, L	\$

**CONSTRUCTION**  
**MAX COVERAGE ASD (ANATOMICAL SHIELD DESIGN) + 2-PIECE CONSTRUCTION**  
 Our 2-piece construction is engineered to offer maximum-level protection and comfort to make sure you're ready to take on the worse of impacts without sacrificing mobility.

**CONSTRUCTION**  
**MAX COVERAGE ASD (ANATOMICAL SHIELD DESIGN)**  
 Engineered to offer Elite-level protection and comfort to make sure you're ready to take on the worse of impacts.

**CONSTRUCTION**  
**MAX COVERAGE ASD (ANATOMICAL SHIELD DESIGN) + 2-PIECE CONSTRUCTION**  
 Engineered to offer a great level of coverage that follows the body's natural shape while allowing for maximum protection without sacrificing mobility.

**FOREARM**  
**ADJUSTABLE ADPTFIT GUARD FITTED WITH D30° ZERO + SUBLIMATED LINER**  
 Pro-level injection molded forearm guard gives you maximum coverage and durable protection. The ADPTFIT Guard design allows you to adapt your coverage along the forearm according to your playing style. Comfortable EVA foam liners offer better breathability and comfort.

**FOREARM**  
**SLASH SHIELD FITTED WITH D30° ZERO + SUBLIMATED LINER**  
 Injection molded forearm guard with D30° Zero offers premium protection and comfort feel.

**FOREARM**  
**SLASH SHIELD + SUBLIMATED LINER**  
 Injection molded forearm guard offers premium protection and comfort feel.

**ELBOW CAP**  
**ANATOMICAL JDP CAP + D30° ZERO COMFORT DONUT**  
 Pro-level cap and newly repositioned D30° Zero to better help support the elbow and help distribute impact energy away from the joints.

**ELBOW CAP**  
**ANATOMICAL JDP CAP + COMFORT DONUT**  
 JDP elbow cap designed to disperse impact force away from the elbow joint.

**ELBOW CAP**  
**JDP CAP + MOLDED EVA FOAM COVER**  
 Anatomical fit donut hole and sublimated lining offer high-level protection and comfort.

**BICEP**  
**FLEXMOTION DUAL LAYERED BICEP + AIR CHANNELS**  
 Our FLEXMOTION dual layered bicep is there to keep your elbow in place and increase your range of motion. Breathability is also key, so we added air channels to increase airflow during play.

**BICEP**  
**FLEXMOTION DUAL LAYERED BICEP**  
 Our FLEXMOTION dual layered bicep is there to keep your elbow in place and increase your range of motion.

**BICEP**  
**FLOATING BICEP + REINFORCED BICEP GUARD**  
 High caliber protection and comfort.

**ATTACHMENT**  
**ADPTFIT GUARD + STRAPS WITH TRIPLE PULL MIDDLE LOCK STRAP + 360° WRAPAROUND FOREARM STRAP**  
 Fully adjustable coverage with our ADPTFIT guard and the 360° wraparound strap makes sure your elbow stays in place.

**ATTACHMENT**  
**DUAL PULL ADPTFIT MIDDLE LOCK STRAP + 360° WRAPAROUND FOREARM STRAP**  
 Fully adjustable coverage with our ADPTFIT middle lock strap and the 360° wraparound strap makes sure your elbow stays in place.

**ATTACHMENT**  
**LENGTH-ADJUSTABLE FOREARM STRAP**  
 Comfortable and fully customizable fit.

EPXFPRO - LAUNCH DATE

EPXF - LAUNCH DATE

EPXF80 - LAUNCH DATE



D30<sup>4</sup>

NEW

**SPXFPRO TACKS XF PRO YOUTH SHOULDER PADS**

SIZES YT S, M, L \$

CONSTRUCTION	E-FIT STRETCH NECK	Elastic neck opening for an easy fit so young players can even dress themselves.
CAPS	MOLDED PE SHOULDER CAPS	High-quality PE plastic shoulder caps combined with PE foam for added comfort and protection.
TORSO	ADJUSTABLE BELLY PAD + FULL-LENGTH VELCRO ADJUSTMENT + LIGHTWEIGHT FOAM LINER	Large velcro landing and height adjustable/removable belly pad combine for lightweight customizable protection that is ultra comfortable for little players.
BICEPS	E-FIT SLEEVES + ADPTFIT BICEP ADJUSTMENT	Slip-on E-FIT strapless bicep sleeves and an easily adjustable height strap to customize bicep protection.
STERNUM	FLOATING COMPRESS MOLDED EVA FOAM WITH D30 <sup>®</sup> SMART MATERIAL IN PLEXUS	Elite-level protection powered by high quality foam and D30 <sup>®</sup> for extra impact distribution in a floating construction that moves comfortably with the player.
SPINE	INTEGRATED MOLDED PE FOAM SPINE	Lightweight foam for elite-level comfort and protection on the back.



D30<sup>4</sup>

NEW

**EPXFPRO TACKS XF PRO YOUTH ELBOW PADS**

SIZES YT S, M, L \$

CONSTRUCTION	JDP CAP REINFORCED WITH D30 <sup>®</sup> ZERO + MOLDED FOAM COVERAGE	Designed to disperse impact force away from the elbow joint while D30 <sup>®</sup> Zero helps absorb impact and shock in a hard cap construction to give young players elite-level protection.
BICEP	ARTICULATED BICEP	PE Foam provides comfort and mobility.
ATTACHMENT	DOUBLE STRAP ADJUSTMENT SYSTEM WITH MAXIMIZED VELCRO LANDING ZONE	Built for comfort and protection, the strap system keeps your elbow pad in place.



D30<sup>4</sup>

NEW

**SGXFPRO TACKS XF PRO YOUTH SHIN GUARDS**

SIZES YT 8", 9", 10" \$

CONSTRUCTION	LIGHTWEIGHT SHELL DESIGN	Great mobility plus reliable and functional protection with a light feel ideal for young recreational players.
KNEECAPS	MOLDED PE CAPS	Designed to disperse impact force away from the knee.
ATTACHMENT	UPPER LOCK STRAP + COMFORTABLE CALF STRAP	Incredibly comfortable and easily adjustable.
LINER	REMOVABLE COMFORT LINER WITH D30 <sup>®</sup> ZERO + COMFORT DONUT	Removable comfort liner makes it easy to customise your fit while D30 <sup>®</sup> Zero adds impact and shock absorption to the liner



D30<sup>4</sup>

NEW

**HPXFPRO TACKS XF PRO YOUTH PANTS**

SIZES YT S, M, L \$

CONSTRUCTION	MAX COVERAGE ASD (ANATOMICAL SHIELD DESIGN)	Classic fit construction engineered to offer targeted protection for those young elite players.
ADJUSTMENT	E-FIT INTERNAL BELT + EXTERNAL BELT AND +1" LENGTH-ADJUSTING ZIPPER	Easy to put on interior stretch belt offers a snug fit that will stay comfortably in place during play and the length extension allows the pants to grow with your child.
BACK PROTECTION	FLOATING SPINE PROTECTOR WITH D30 <sup>®</sup> SMART MATERIAL IN TAILBONE PAD	Ultimate comfort and protection for your spine, plus D30 <sup>®</sup> impact and shock absorption for your tailbone.
THIGH GUARD	PE INSERTS THIGH GUARD	Provides youth elite level impact protection.
SHELL	PRO 400D NYLON WITH SIDE PANEL REINFORCEMENT	Premium construction with extra reinforcement in high wear areas.



BLACK



NAVY



D30<sup>4</sup>

NEW

**HGXFPRO TACKS XF PRO YOUTH GLOVES**

SIZES YT 8", 9" \$

CONSTRUCTION	ASD (ANATOMICAL SHIELD DESIGN) WITH LIGHTWEIGHT POLYESTER	Competitive level protection with high quality materials.
LINER	LAMINATED LINER WITH PU CUSHION FOAM	Soft and comfortable feel that lasts.
FINGERS	PE FOAMS WITH 2-PIECE INDEX	Designed for a better grip on the stick while protecting in comfort.
BACKHAND	INTEGRATED PRO-STYLE IMPACT PROTECTION PLATE WITH D30 <sup>®</sup>	High level protection.
PALM	WATER-REPELLENT NASH PALM WITH DURABLE AX SUEDE REINFORCEMENT	High level feel, top quality durability and comfort to help keep small hands dry.
CUFF	OPEN CUFF	Freedom of movement, plus augmented flexibility and protection.



**SPFT6PRO  
JETSPEED FT6 PRO  
SHOULDER PADS**

SIZES SR S, M, L, XL \$  
JR M, L \$



Polygiene®

**SPFT6  
JETSPEED FT6  
SHOULDER PADS**

SIZES SR S, M, L, XL \$  
JR S, M, L \$



Polygiene®

**SP680  
JETSPEED FT 680  
SHOULDER PADS**

SIZES SR S, M, L, XL \$  
JR S, M, L \$

CONSTRUCTION	CAPS	TORSO	BICEPS	STERNUM / SPINE	NO LINER	CLAVICLE	EXTRA PROTECTION
<p><b>AER-TEC THERMOREGULATION SYSTEM + AMPLIFIED MOBILITY DESIGN WITH MOLDED ZOTEFOAM</b> Maximum lightweight full exposed foam-only design is optimized to protect elite players, with max ventilation for cooling to help keep your body and gear light throughout the game. Low profile fit is close to the body and provides superior freedom of movement.</p>	<p><b>ULTRA LIGHT U-FOAM SHOULDER CAPS</b> Pro-level protection made from an incredibly light yet extremely durable EPP core.</p>	<p><b>MOLDED ZOTEFOAM WITH LARGE VENTILATION PORTS + AER-TEC SUSPENSION SYSTEM + FLEXMOTION BASE JACKET</b> Pro-level protection and improved interaction with pants for maximum protection and mobility, with optimal ventilation in torso and back to help keep your body dry and cool.</p>	<p><b>HD MOLDED FOAM GUARDS WITH LARGE VENTILATION PORTS + AER-TEC SUSPENSION SYSTEM + LENGTH ADJUSTMENT</b> Lightweight custom comfort fit with a pro-level of protection and max ventilation in biceps for cooling to help keep your body dry. Improved interaction with elbow pad for better mobility</p>	<p><b>MOLDED HD HYBRID STERNUM &amp; SPINE SHIELD WITH VENTILATION PORTS</b> Compress molded HD foam articulated upper spine for an elite level of protection with added ventilation for breathability - overall lightweight &amp; comfortable fit that protects.</p>	<p><b>AER-TEC SUSPENSION SYSTEM MESH LINER TREATED WITH POLYGIENE + ODOR CRUNCH + FULL DRY FOAM DESIGN</b> Unique liner-free design allows the closed cell Zote-foam® to do its job by not absorbing sweat, while the innovative AER-TEC suspended mesh liner creates max ventilation for cooling and evaporation to further help keep you cool and dry.</p>	<p><b>FLOATING CLAVICLE COVERAGE WITH HD MOLDED FOAM</b> Clavicle protection that moves with you and won't weigh you down.</p>	<p><b>EXTENDED COVERAGE FRONT PANEL + COMPRESS MOLDED HD PROTECTION PAD</b> Added pro-level protection so you can do what you do best.</p>
<p><b>AER-TEC THERMOREGULATION SYSTEM + AMPLIFIED MOBILITY DESIGN WITH MOLDED PE FOAM</b> Provides elite and competitive players both lightweight protection and serious mobility with max ventilation to help keep your body dry and cool.</p>	<p><b>ULTRA LIGHT U-FOAM SHOULDER CAPS - SR ONLY (JR: JDP CAPS)</b> Pro-level protection made from an incredibly light and extremely durable EPP core + premium sublimated lining.</p>	<p><b>MOLDED PE FOAM WITH LARGE VENTILATION PORTS + AER-TEC SUSPENSION SYSTEM + FLEXMOTION BASE JACKET</b> Reliable protection that remains lightweight with perforated foam for ventilation in torso and back to cool you down while design provides improved interaction with pants.</p>	<p><b>PE-MOLDED CAP + LENGTH ADJUSTMENT</b> Custom comfort fit and professional-level protection + premium sublimated lining.</p>	<p><b>MOLDED HD HYBRID STERNUM SHIELD WITH VENTILATION PORTS + ANATOMICAL MOLDED PE SPINE</b> Structural shield combines hard HDPE plastic with high-density PE foam for lightweight high caliber protection.</p>	<p><b>AER-TEC SUSPENSION SYSTEM MESH LINER TREATED WITH POLYGIENE + ODOR CRUNCH + DRY FOAM SIDE PANELS</b> Max ventilation for cooling and evaporation to help keep body dry. Liner-free design to reduce sweat absorption so you stay dry and your equipment stays light.</p>	<p><b>FLOATING CLAVICLE COVERAGE WITH PE PLASTIC GUARDS</b> Highly protective yet mobile clavicle coverage.</p>	<p><b>EXTENDED COVERAGE FRONT PANEL + PE PLASTIC PROTECTION PAD</b> Added elite-level protection so you can do what you do best.</p>
<p><b>DUAL-LAYER FRONT CONSTRUCTION WITH PE FOAM</b> Low-profile design provides an extra layer of protection while providing improved flexibility that won't slow down the competitive player.</p>	<p><b>JDP DESIGN CAPS WITH MOLDED PE</b> Made from lightweight PE plastic, these caps deliver high-level protection that helps disperse impacts away from your shoulder joints.</p>	<p><b>VENTED FRONT BASE WITH PE PERFORATED FOAM</b> Lightweight yet durable chest protection that breathes so you feel light yet protected, mobile and comfortable with its sublimated lining.</p>	<p><b>PE-MOLDED CAP + LENGTH ADJUSTMENT</b> Custom comfort fit and excellent protection with adjustable coverage and sublimated lining.</p>	<p><b>ANATOMICAL MOLDED PE STERNUM AND SPINE</b> Compress molded plastic protection.</p>	<p><b>SUBLIMATED LINER</b> High quality comfort liner with stretch feel front panels to help you move freely.</p>	<p><b>SEGMENTED SEMI-FLOATING CLAVICLE COVERAGE</b> Highly protective clavicle coverage that moves with you.</p>	<p><b>EXTENDED COVERAGE FRONT PANEL</b> Extra competitive-level protection.</p>



**SGFT6PRO  
JETSPEED FT6 PRO  
SHIN GUARD**

SIZES	SR	14", 15", 16"	\$
	JR	12", 13"	\$



Polygiene®



**SGFT6  
JETSPEED FT6  
SHIN GUARD**

SIZES	SR	14", 15", 16"	\$
	JR	11", 12", 13"	\$



Polygiene®



**SG680  
JETSPEED FT 680  
SHIN GUARD**

SIZES	SR	14", 15", 16"	\$
	JR	11", 12", 13"	\$

**CONSTRUCTION**  
**AER-TEC THERMOREGULATION SYSTEM**  
Maximized thermoregulation system with multiple ventilation ports in shin cap and shin liner for maximum airflow, plus FLOFOAM knee donut contributes to comfort and pro-level protection.

**CONSTRUCTION**  
**AER-TEC THERMOREGULATION SYSTEM**  
Thermoregulation system with multiple ventilation ports in shin cap and shin liner for maximum breathability. FLOFOAM knee donut contributes to comfort and elite-level protection.

**CONSTRUCTION**  
**VENTILATION SYSTEM**  
Multiple ventilation ports in shin cap and single ventilation port in shin liner provide extra airflow with every stride.

**CALF GUARD**  
**FLOATING COMPRESS-MOLDED HD FOAM**  
Lightweight pro-level protection for maximum impact calf guards plus added abrasion resistance at bottom.

**CALF GUARD**  
**FLOATING COMPRESS-MOLDED EVA FOAM**  
Elite-level lightweight shotblock calf guards plus added abrasion resistance at bottom.

**CALF GUARD**  
**FLOATING COMPRESSED MOLDED MID-DENSITY FOAM**  
High-level protection with lightweight material for maximum impact calf guards

**KNEECAP**  
**ANATOMICAL JDP KNEECAP**  
Removable/adjustable Flofoam knee comfort pad with premium sublimated lining plus JDP kneecap construction to disperse impact force away from the knee joint.

**KNEECAP**  
**ANATOMICAL JDP KNEECAP**  
Removable/Adjustable Flofoam knee comfort pad with premium sublimated lining plus JDP kneecap construction to disperse impact force away from the knee joint.

**KNEECAP**  
**ANATOMICAL JDP KNEECAP**  
JDP kneecap construction to disperse impact force away from knee joint + protective comfort donut.

**SHIN CAP**  
**OPTIMIZED ANATOMICAL GEOMETRY WITH STRAP GROOVE**  
Pro-level shin cap lined with compress-molded exposed ZOTEFoAM and PE plastic anticollapse X-FRAME and multiple ventilation ports for premium breathability.

**SHIN CAP**  
**OPTIMIZED ANATOMICAL GEOMETRY WITH STRAP GROOVE**  
Pro-level shin cap lined with Perforated PE foam and PE plastic anticollapse X-FRAME and a single ventilation port for optimal breathability.

**SHIN CAP**  
**OPTIMIZED ANATOMICAL GEOMETRY WITH STRAP GROOVE**  
Competitive level shin cap lined with PE foam liner.

**THIGH**  
**MOLDED PREMIUM HD FOAM CONNECTED TO KNEE LINER**  
One-piece knee liner offers a close-to-the body pro-level protection.

**THIGH**  
**MOLDED PREMIUM EVA FOAM CONNECTED TO KNEE LINER**  
One-piece knee liner offers a close-to-the body pro-level protection.

**THIGH**  
**PE FOAM**  
Reliable protection around thigh area.

**ATTACHMENT**  
**UPPER-LOCK STRAP WITH COMFORT CUSHION AND LENGTH-ADJUSTABLE CALF STRAP**  
Customize to all calf sizes for a snug and extra-comfortable fit.

**ATTACHMENT**  
**UPPER-LOCK STRAP WITH COMFORT CUSHION AND LENGTH-ADJUSTABLE CALF STRAP**  
Customize to all calf sizes for a snug and extra-comfortable fit.

**ATTACHMENT**  
**STREAMLINED LOCK STRAP WITH COMFORT CUSHION + LENGTH-ADJUSTABLE CALF STRAP**  
Snug and extra-comfortable fit that's customizable for all calf sizes.

**LINER**  
**AER-TEC SUSPENSION SYSTEM MESH LINER TREATED WITH POLYGIENE + ODOR CRUNCH**  
Max ventilation for evaporation to help keep shins dry and cool + abrasion-resistant 400D nylon bottom reinforcement.

**LINER**  
**AER-TEC SUSPENSION SYSTEM MESH LINER TREATED WITH POLYGIENE + ODOR CRUNCH**  
Max ventilation for evaporation to help keep shins dry and cool with abrasion-resistant 400D nylon bottom reinforcement.

**LINER**  
**FULLY REMOVABLE/ADJUSTABLE LINER WITH KNEE HOLE AND VENTILATION PORT IN SHIN AREA**  
Ventilation ports and sublimated lining to help keep shins dry.

**OTHER**  
**COMPRESS-MOLDED HD FOAM SIDE GUARD**  
Pro-level foam for extra side protection.

**OTHER**  
**COMPRESS-MOLDED EVA FOAM SIDE GUARD**  
Elite-level foam for extra side protection.

**OTHER**  
**MID-DENSITY FOAM SIDE GUARD WITH PLASTIC REINFORCEMENT**  
High-level foam for extra side protection.





**EPFT6PRO  
JETSPEED FT6 PRO  
ELBOW PADS**

SIZES	SR	S, M, L, XL	\$
	JR	M, L	\$



**EPFT6  
JETSPEED FT6  
ELBOW PADS**

SIZES	SR	S, M, L, XL	\$
	JR	S, M, L	\$



**EP680  
JETSPEED FT 680  
ELBOW PADS**

SIZES	SR	S, M, L, XL	\$
	JR	S, M, L	\$

**CONSTRUCTION** AER-TEC THERMOREGULATION SYSTEM + 3-PIECE FLEXMOTION DESIGN  
AER-TEC THERMOREGULATION SYSTEM provides maximum breathability to keep you cool and dry. 3-piece Flexmotion construction follows the elbow's natural movements to offer superior comfort and pro-level protection.

**CONSTRUCTION** AER-TEC THERMOREGULATION SYSTEM + 3-PIECE FLEXMOTION DESIGN  
AER-TEC THERMOREGULATION SYSTEM provides maximum breathability to keep you cool and dry. 3-piece Flexmotion construction follows the elbow's natural movements to offer superior comfort and elite-level protection.

**CONSTRUCTION** HYBRID THREE-PIECE DESIGN  
For added mobility and comfort, new design with floating bicep pad lets the competitive player move naturally, in a lighter, yet robust construction.

**FOREARM** REINFORCED HIGH DENSITY FOAM FOREARM GUARD WITH VENTILATION PORTS + AER-TEC SUSPENSION  
Pro-level forearm guard made of compress-molded exposed foam provides highest level of lightweight protection while the innovative AER-TEC suspension system provides ventilation and aids airflow to help keep you cool and dry.

**FOREARM** REINFORCED HIGH DENSITY FOAM FOREARM GUARD + AER-TEC SUSPENSION  
Elite-level forearm guard made of compress-molded HD foam provides highest level of protection. AER-TEC suspension system provides ventilation and aids airflow to help keep you cool and dry.

**FOREARM** COMPRESS-MOLDED PE PLASTIC FOREARM GUARD  
Quality molded PE and sublimated lining offer excellent protection and comfort.

**ELBOW CAP** MOLDED PE CAP WITH JDP CONSTRUCTION + EXPOSED EVA FOAM COVER  
JDP elbow cap designed to disperse impact force away from the elbow joint plus a reinforced exposed EVA foam cover adds even more protection. Premium sublimated lining and donut hole for a comfortable feel.

**ELBOW CAP** MOLDED PE CAP WITH JDP CONSTRUCTION + EXPOSED EVA FOAM COVER  
JDP elbow cap designed to disperse impact force away from the elbow joint plus a reinforced exposed EVA foam cover for even more protection. Premium sublimated lining and donut hole for a comfortable feel.

**ELBOW CAP** MOLDED PE CAP WITH JDP CONSTRUCTION + EXPOSED EVA FOAM COVER  
Anatomical fit donut hole and sublimated lining offer high-level protection and comfort.

**BICEP** HIGH DENSITY FOAM BICEP COVER + FLEXLIDE ARTICULATED BICEP + VENTILATION PORTS  
Compress-molded exposed DRYFOAM liner with max ventilation for cooling. Optimized articulation at the bicep provides better mobility to keep protection in place.

**BICEP** FLOATING BICEP PAD + PE INSERT  
High-caliber coverage around the bicep area and premium sublimated lining for elite-level protection and comfort.

**BICEP** FLOATING BICEP PAD + PE INSERT  
High-caliber coverage around the bicep area and soft liner for competitive-level protection and comfort

**ATTACHMENT** Y-SHAPE MIDDLE LOCK STRAP FOR OPTIMIZED RETENTION + NYLON FOREARM STRAP  
Anti-slippage construction to help keep your elbow protection locked in and comfortable.

**ATTACHMENT** Y-SHAPE MIDDLE LOCK STRAP + NYLON FOREARM STRAP  
Securely keeps the elbow pad in place close to the body.

**ATTACHMENT** FLEXIBLE MIDDLE LOCK STRAP + NYLON FOREARM STRAP  
Comfortable and fully customizable fit.



SR



JR

**SPNEXT23**  
**CCM NEXT - SR/JR**  
**SHOULDER PADS**

SIZES	SR	S, M, L, XL	\$
	JR	S, M, L	\$

**SGNEXT23**  
**CCM NEXT - SR/JR**  
**SHIN GUARDS**

SIZES	SR	14", 15", 16"	\$
	JR	11", 12", 13"	\$

**EPNEXT23**  
**CCM NEXT - SR/JR**  
**ELBOW PADS**

SIZES	SR	S, M, L, XL	\$
	JR	S, M, L	\$

CONSTRUCTION	<b>U-SHAPE SINGLE-LAYER CONSTRUCTION WITH PE FOAM</b> Flexible and reliable protection with a light feel, ideal for recreational use at all ages.	CONSTRUCTION	<b>ANATOMICAL NARROW FIT DESIGN</b> Connected fit that does not feel bulky, in a lightweight mobility-friendly design well-suited to recreational players of any age.	CONSTRUCTION	<b>2-PIECE CONSTRUCTION</b> Reliable and functional protection with a light feel ideal for recreational use at any age.
CAPS	<b>MOLDED PE SHOULDER CAPS</b> Full coverage around the shoulders to safeguard from impacts or falls.	CALF GUARD	<b>PE FOAM CALF GUARD + PLASTIC INSERT</b> Lightweight protection shaped to fit.	FOREARM	<b>COMPRESS-MOLDED EVA FOAM + PE INSERT</b> Sublimated lining with great lightweight protection around the forearm.
TORSO	<b>PE FOAM BASE</b> Lightweight fit that delivers great protection while moving with you, with maximized Velcro landing zone for easy adjustment and a custom fit.	KNEE CAPS	<b>OPTIMIZED ANATOMICAL GEOMETRY + JDP KNEE CAP</b> Sturdy kneecap flex point offers more freedom of movement, plus JDP construction to disperse impact force away from the knee joint.	ELBOW CAP	<b>PE CAP WITH JDP CONSTRUCTION + DONUT HOLE</b> JDP construction designed to disperse impact force away from the elbow joint while comfort and fit are enhanced by donut padding.
BICEPS	<b>ADJUSTABLE MOLDED PE CAPS</b> Slip-on elastic sleeve construction for a closer comfortable fit with reliable protection.	SHIN CAPS	<b>ANATOMICAL GEOMETRY WITH STRAP GROOVE</b> Reliable level of protection.	BICEP	<b>ARTICULATED BICEP WITH MOLDED PE PLASTIC INSERT</b> Sublimated lining and slip-on elastic sleeve construction for great comfort and mobility.
STERNUM / SPINE	<b>ANATOMICAL FLOATING EVA FOAM STERNUM + FOAM &amp; PE PLASTIC SPINE</b> High level of protection.	ATTACHMENT	<b>NYLON UPPER LOCK STRAP + WIDE ELASTIC CALF STRAP</b> Comfortable and easily adjustable.	ATTACHMENT	<b>SIMPLIFIED THREE-STRAP SYSTEM</b> Customize your fit and comfort.
LINER	<b>SUBLIMATED LINER</b> High quality comfort liner with stretch feel front panels to help you move freely.	LINER	<b>PE FOAM + REMOVABLE SUBLIMATED LINER</b> Custom fit, easy maintenance, and good level of protection.		
CLAVICLE	<b>BUILT-IN LIGHTWEIGHT FOAM AND PLASTIC INSERTS</b> Clavicle protection in a highly mobile and comfortable design.				
EXTRA PROTECTION	<b>SHOULDER BLADE FOAM INSERT</b> Competitive-level protection.				



YT



YT



YT

**SPNEXT23**  
**CCM NEXT - YOUTH**  
SHOULDER PADS

SIZES YT S, M, L \$

**SGNEXT23**  
**CCM NEXT - YOUTH**  
SHIN GUARDS

SIZES YT 8", 9", 10" \$

**EPNEXT23**  
**CCM NEXT - YOUTH**  
ELBOW PADS

SIZES YT S, M, L \$

CONSTRUCTION	<b>SINGLE LAYER CONSTRUCTION WITH PE FOAM + V-NOTCH</b> Reliable protection with a light feel ideal for recreational use & easy fit opening perfect for young players.	CONSTRUCTION	<b>LIGHTWEIGHT SHELL DESIGN</b> Great mobility plus reliable and functional protection with a light feel ideal for young recreational players.	CONSTRUCTION	<b>ONE-PIECE CONSTRUCTION</b> Good mobility and comfort with sublimated lining for young players.
CAPS	<b>MOLDED PE SHOULDER CAPS</b> Full coverage protection around the shoulders.	KNEE CAPS	<b>PE CAP</b> Must-have protection for kneecaps.	ELBOW CAP	<b>JDP CAP</b> Made of PE plastic cap for protection you can count on.
TORSO	<b>PE FOAM BASE</b> Lightweight fit that delivers great protection with maximized velcro landing zone for easy adjustment.	ATTACHMENT	<b>Y-STRAP</b> Comfortable and easily adjustable lock strap to keep protection in place.	ATTACHMENT	<b>DOUBLE STRAP ADJUSTMENT SYSTEM WITH MAXIMIZED VELCRO LANDING ZONE</b> Strapping system developed to secure elbow pad in place and maintain excellent level of comfort.
BICEPS	<b>COMPRESS-MOLDED PLASTIC</b> Slip-on elastic sleeve construction for a closer fit while offering great protection.	LINER	<b>SUBLIMATED BASE LINER + COMFORT KNEE PAD</b> Good level of protection.		
STERNUM / SPINE	<b>ANATOMICAL FLOATING EVA FOAM STERNUM &amp; PE PLASTIC + FOAM INSERT SPINE</b> Rich and reliable protection.				
LINER	<b>SUBLIMATED LINER</b> High quality comfort liner with stretch feel front panels to help you move freely.				

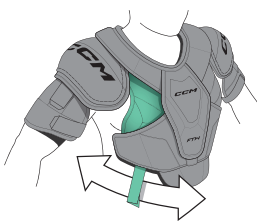
# JETSPEED FTW PROTECTIVE



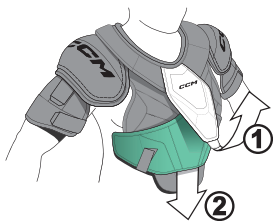
## CUSTOMIZABLE FIT

PATENT-PENDING ADJUSTABILITY TO FIT ALL WOMEN'S ANATOMIES AND FIT PREFERENCES.

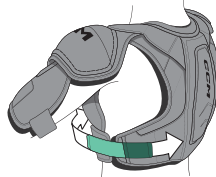
NEW 3-WAY CUSTOMIZABLE CHEST PANELS CAN BE REPOSITIONED TO THE PERFECT WIDTH, VOLUME AND LENGTH SO THAT ALL FEMALE HOCKEY PLAYERS OF ANY SHAPE OR SIZE CAN PLAY COMFORTABLY, WITHOUT HOLDING ANYTHING BACK.



ADJUSTABLE  
WIDTH



ADJUSTABLE  
VOLUME



ADJUSTABLE  
LENGTH



GONE ARE THE DAYS OF PRE-SHAPED COOKIE-CUTTER WOMEN'S PROTECTIVE, WHICH ASSUMES ALL WOMEN WILL FIT THE SAME.

FEEDBACK FROM PLAYERS HAD ONE COMMON DENOMINATOR - **WE ARE HOCKEY PLAYERS.** NOT "FEMALE HOCKEY PLAYERS", RATHER "HOCKEY PLAYERS". WE PLAY WITH MEN, WITH WOMEN, WITH EVERYONE. AND WE WANT TO LOOK JUST LIKE EVERY OTHER HOCKEY PLAYER.

**FTW = FOR THE WOMEN, FOR THE WIN**

## UPGRADED FEEL & MOBILITY

CCM'S ADPTFIT 3D SYSTEM, DESIGNED TO GIVE YOU UNPARALLELED CONTROL OVER YOUR PROTECTIVE GEAR SO YOU CAN CUSTOMIZE IT TO FIT YOUR GAME AND YOUR BODY LIKE NEVER BEFORE. EASILY ADJUST STRAPS AND POSITIONS OF DIFFERENT FEATURES FOR MAXIMUM PROTECTION AND COMFORT ON THE ICE, WITHOUT COMPROMISE TO YOUR MOBILITY AND COMFORT. PLUS ADDED FEATURES OF THERMOREGULATION HELP KEEP YOU COOLER SO YOU CAN STAY FOCUSED ON PLAYING YOUR BEST.

THIS WIDE RANGE OF ADJUSTMENT PROVIDES BOTH UNEQUALLED COMFORT AND ADEQUATE LEVEL OF PROTECTION, ADJUSTED TO THE FEMALE SILHOUETTE.

### TECH 001

## PROTECTION

D30<sup>®</sup>

PROPERLY-FITTED PROTECTION FOR YOUR BODY, YOUR GAME AND HOW YOU MOVE. MOVE FREELY AND TRUST CCM'S LATEST INNOVATIVE FTW GEAR, FEATURING RELIABLE D30<sup>®</sup> ZERO TECHNOLOGY AND PREMIUM MATERIALS.

### TECH 002

## ADPTFIT 3D ADJUSTABILITY

CUSTOMIZE YOUR FIT AND PROTECTION TO YOUR BODY AND NEEDS SO YOU CAN FOCUS ON YOUR GAME WITH EVERYTHING IN THE RIGHT PLACE.

### TECH 003

## BREATHABILITY

ELEVATE YOUR COMFORT WITH THE ADDITION OF CCM'S AER-TEC THERMOREGULATION TECHNOLOGY IN KEY AREAS, ALLOWING YOUR BODY TO STAY COOL AND DRY SO YOU CAN FOCUS ON PERFORMING YOUR BEST EVERY SHIFT.





NEW

**SPFTW24  
JETSPEED FTW  
WOMEN'S SHOULDER PADS**

AER-TEC ADPTFIT 3D

D30<sup>®</sup> 4

SIZES WM SR S, M, L \$

NEW

**SGFTW24  
JETSPEED FTW  
WOMEN'S SHIN GUARDS**

D30<sup>®</sup> 4

SIZES WM SR 12, 13, 14, 15" TAPERED \$

NEW

**EPFTW24  
JETSPEED FTW  
WOMEN'S ELBOW PADS**

D30<sup>®</sup> 4

SIZES WM SR S/M, M/L \$

CONSTRUCTION	HIGHLY ADJUSTABLE, LIGHTWEIGHT & BREATHABLE, TAPERED PRO-LEVEL PROTECTION Made specifically for women's varying body shapes and sizes, to ensure comfort, close-to-the-body fit and elite-level protection without compromise. Revolutionary adjustable design allowing women to select their shoulder pad size by shoulder width regardless of body type or shape.	CONSTRUCTION	DURABLE AND COMFORTABLE PRO-LEVEL PROTECTION, MADE FOR HER Adapted tapered fit provides comfortable protection where needed while allowing you to move freely. Made specifically for women's varying body shapes and sizes, to ensure comfort, close-to-the-body fit and elite-level protection without compromise.	CONSTRUCTION	DURABLE AND COMFORTABLE PRO-LEVEL PROTECTION, MADE FOR HER, IN A HYBRID 3-PIECE DESIGN Adapted tapered fit provides comfortable protection where needed while allowing you to move freely. Made specifically for women's varying body shapes and sizes, to ensure comfort, close-to-the-body fit and elite-level protection without compromise.
CHEST / TORSO	INNOVATIVE & PATENT-PENDING ADPTFIT 3D CHEST PROTECTION New 3-way customizable chest panels can be repositioned to the perfect width, volume and length with 3D shaped side panels, length-adjustable torso straps & adjustable/removable belly pad. System releases pressure for a more comfortable fit all game long.	KNEECAP	ANATOMICAL LOW-PROFILE JDP KNEECAP WITH D30 <sup>®</sup> ZERO Reduced size JDP kneecap reinforced with cushiony D30 <sup>®</sup> Zero to disperse impact force away from the knee joint + comfort knee donut.	FOREARM	ANATOMICAL LOW-PROFILE EXPOSED HD FOREARM GUARD Tapered & shorter ergonomic design allows great mobility with elite-level slash guard protection.
STERNUM	ARTICULATED & FLOATING EXPOSED HD FOAM STERNUM Trustworthy protection where it counts that adapts to the player's shape as she moves.	SHIN CAP	TAPERED ANATOMICAL PRO-LEVEL MOLDED PE WITH VENTILATION PORTS & STRAP GROOVE Pro-level shin cap offers closer fit for better protection & less interference with integrated padding in its reinforced frame + ventilation ports for added breathability.	ELBOW CAPS	LOW-PROFILE JDP CAPS WITH EXPOSED EVA FOAM COVER + D30 <sup>®</sup> ZERO Pro-level cap with comfort donut provides a deep fit for better protection that stays in place, reinforced with cushiony D30 <sup>®</sup> Zero to disperse impact force away from the joint.
CAPS	LOW-PROFILE MOLDED SHOULDER CAPS WITH D30 <sup>®</sup> ZERO Reliable JDP construction caps adapted to the right size and position for the women's game. Reinforced with impact-absorbing yet cushiony D30 <sup>®</sup> Zero extended over the AC joint.	CALF GUARD	LOW PROFILE PE CALF GUARD Competitive level shotblock protection.	BICEP	FLOATING REINFORCED ARTICULATED BICEP Competitive level highly mobile protection with rich sublimated liner.
CLAVICLE	REINFORCED SEMI-FLOATING CLAVICLE PROTECTION Must-have protection in a key impact area that stays in place.	THIGH	MOLDED PREMIUM FOAM THIGH GUARD CONNECTED TO KNEE LINER One-piece adjustable connected thigh guard / knee comfort pad offers a close-to-the-body pro-level protection, removable for easy cleaning.	ATTACHMENT	COMFORT STRAPPING Flexible breathable middle lock strap + nylon forearm strap with extended landing zones for optimized adjustability & fit.
SPINE / BACK	AER-TEC DECOUPLED BACK PANELS + ANATOMICAL MOLDED PE SPINE Lightweight exposed MD foam liner-free back with AER-TEC ventilation ports for max breathability to help keep you dry, while the floating reinforced spine provides peace of mind protection where you need it.	ATTACHMENT	ERGONOMIC LOCK STRAP WITH COMFORT CUSHION AND LENGTH-ADJUSTABLE CALF STRAP Customize to all calf sizes for a snug and extra-comfortable fit.		
BICEPS	AER-TEC SYSTEM + HD FOAM HEIGHT-ADJUSTABLE BICEPS Patent-pending mesh suspension + ventilation ports for added airflow, allowing better interaction with Elbow Pads for comfortable and adjustable low-profile elite protection.	LINER	SUBLIMATED INTEGRATED COMFORT LINER Integrated comfort padded liner for a deeper fit + abrasion-resistant 400D nylon bottom reinforcement.		
		OTHER	REINFORCED MID-DENSITY FOAM SIDE GUARD High-level foam for extra side protection.		

SPFTW24 - LAUNCH DATE

SGFTW24 - LAUNCH DATE

EPFTW24 - LAUNCH DATE



**NEW**  
**SPFTW24** IDEAL FOR 7-11 YEAR OLDS (APPROX)  
**JETSPEED FTW - JR**  
**WOMEN'S SHOULDER PADS**

SIZES WM JR S, M, L \$

**NEW**  
**SGFTW24** IDEAL FOR 7-11 YEAR OLDS (APPROX)  
**JETSPEED FTW - JR**  
**WOMEN'S SHIN GUARDS**

SIZES WM JR 10, 11" \$  
 TAPERED

**NEW**  
**EPFTW24** IDEAL FOR 7-11 YEAR OLDS (APPROX)  
**JETSPEED FTW - JR**  
**WOMEN'S ELBOW PADS**

SIZES WM JR S/M, M/L \$

**CONSTRUCTION** LIGHTWEIGHT CONSTRUCTION MADE FOR YOUNG WOMEN  
 Designed for their bodies and specific silhouettes, guaranteeing adapted protection and comfort as they play and grow in them.

**CONSTRUCTION** LIGHTWEIGHT AND COMFORTABLE PROTECTION, MADE FOR HER  
 Adapted tapered fit, guaranteeing comfortable protection where they need it to move freely as they play and grow in them.

**CONSTRUCTION** LIGHTWEIGHT AND COMFORTABLE PROTECTION, MADE FOR HER  
 Adapted tapered fit, guaranteeing comfortable protection where they need it to move freely as they play and grow in them.

**CHEST / TORSO** ELONGATED & FLEXIBLE BASE JACKET WITH REMOVABLE BELLY PAD + COMFORT SIDE GUSSETS  
 Longer coverage + extended chest strap landing zones for optimal comfort & adjustability while reducing pressure in unwanted areas.

**KNEECAP** ANATOMICAL LOW-PROFILE JDP KNEECAP  
 Reduced size reliable JDP kneecap to disperse impact force away from the knee joint + comfort knee donut.

**FOREARM** ANATOMICAL LOW-PROFILE EVA FOREARM GUARD  
 Tapered & shorter ergonomic design allows great mobility with reinforced slash guard protection.

**STERNUM** ARTICULATED & FLOATING EXPOSED EVA FOAM STERNUM  
 Anatomical protection where it counts that adapts to the player's shape as she moves.

**SHIN CAP** TAPERED ANATOMICAL MOLDED PE WITH VENTILATION PORTS & STRAP GROOVE  
 Competitive level shin cap offers closer fit for better protection & less interference with integrated padding in its reinforced frame + ventilation ports for added breathability.

**ELBOW CAP** LOW-PROFILE JDP CAPS WITH MOLDED PE  
 Competitive-level cap with comfort donut hole provides a deep fit for better protection that stays in place while dispersing impact force away from the joint.

**CAPS** LOW-PROFILE JDP MOLDED SHOULDER CAPS  
 Reliable JDP construction caps are adapted to the right size and position for the protection young women need in their game.

**CALF GUARD** PE FOAM CALF GUARD  
 Lightweight protection shaped to fit.

**BICEP** FLOATING REINFORCED ARTICULATED BICEP  
 Competitive level highly mobile protection with rich sublimated liner.

**CLAVICLE** REINFORCED BUILT-IN CLAVICLE PROTECTION  
 Comfortable lightweight design that lets you move freely and securely.

**THIGH** MOLDED PREMIUM FOAM THIGH GUARD CONNECTED TO KNEE LINER  
 One-piece adjustable connected thigh guard / knee comfort pad offers a close-to-the body competitive level protection, removable for easy cleaning.

**ATTACHMENT** THREE-STRAP SYSTEM  
 With extended landing zones for optimized adjustability & fit.

**SPINE / BACK** VENTILATED FOAM JACKET + ANATOMICAL SPINE  
 Lightweight segmented back with reinforced spine.

**ATTACHMENT** NYLON UPPER LOCK STRAP & LENGTH-ADJUSTABLE WIDE ELASTIC CALF STRAP  
 Customize to all calf sizes for a snug and extra-comfortable fit.

**BICEPS** HEIGHT-ADJUSTABLE MOLDED PE CAPS  
 Comfortable and adjustable low-profile protection.

**LINER** SUBLIMATED INTEGRATED PE FOAM COMFORT LINER  
 Integrated comfort padded liner for a deeper fit.



**NEW**  
**HPFTW24**  
**JETSPEED FTW**  
**WOMEN'S PANTS**



SIZES WM SR S, M, L, XL \$

**NEW**  
**HPFTW24** IDEAL FOR 7-11 YEAR OLDS (APPROX)  
**JETSPEED FTW - JR**  
**WOMEN'S PANTS**

SIZES WM JR S, M, L \$

**CONSTRUCTION**  
**DURABLE AND COMFORTABLE PRO-LEVEL PROTECTION, MADE FOR HER**  
 Adapted tapered fit made to stretch to any size & provide comfortable protection where needed while allowing you to move freely. Revolutionary adjustable design with revised proportions allowing women to select their pant by waist size regardless of body type or shape.

**CONSTRUCTION**  
**LIGHTWEIGHT AND COMFORTABLE PROTECTION, MADE FOR HER**  
 Designed for their bodies and specific silhouettes, guaranteeing adapted protection and comfort as they play and grow in them. Adapted tapered fit made to stretch to any size & provide comfortable protection where needed while allowing you to move freely.

**ADJUSTMENT**  
**EZ FIT STRETCH OPENING + INTERNAL BELT SYSTEM +1" ZIPPER**  
 Easy on/off ultra stretch extendable opening secured in place with inner belt + stabilized belly pad, topped off with cosmetic hockey lace, +1" length-adjusting zipper all to provide a custom snug fit and unparalleled comfort.

**ADJUSTMENT**  
**EZ FIT STRETCH OPENING + EXTERNAL BELT SYSTEM +1" ZIPPER**  
 Easy on/off stretch extendable opening secured in place with external belt, topped off with cosmetic hockey lace, +1" length-adjusting zipper for the growing player to provide a custom snug fit and unparalleled comfort.

**BACK PROTECTION**  
**LOW-PROFILE INJECTION-MOLDED HYBRID SPINE SHIELD WITH D30® ZERO + SEGMENTED TAILBONE PAD**  
 Pro-level impact protection in the lower back with a segmented tailbone pad that molds to the body.

**BACK PROTECTION**  
**LOW-PROFILE MOLDED EVA SPINE GUARD + SEGMENTED TAILBONE PAD**  
 Reliable impact protection in the lower back with a segmented tailbone pad that molds to the body.

**LINER**  
**DRYFOAM TECHNOLOGY WITH SOFT LAMINATED WATER REPELLENT LINING**  
 Soft laminated sublimated liner absorbs less sweat so you can stay dry and your equipment lightweight.

**THIGH GUARD**  
**MOLDED PE PLASTIC + PE FOAM**  
 Trustworthy protection in a low-profile design.

**THIGH GUARD**  
**MOLDED PE PLASTIC + INNER LEG ZIPPER**  
 Equipped with a low-profile design and a repositioned inner-leg zipper to reduce friction during cross-overs, this floating thigh guard was made to deliver pro-level protection and easy embellishment access.

**HIP/KIDNEY**  
**MOLDED PE CAP + PE FOAM + PADDED BELT**  
 Good level impact protection in the kidney area.

**HIP / KIDNEY**  
**MOLDED PE HIP CAPS + 400D TEXTURED NYLON PADDED BELT**  
 Pro-protection in the hips and kidney area with added durability around the waist.

**SHELL**  
**200D NYLON + EXTENDED STRETCH ZONES + PRO CUT**  
 Made of durable Nylon and stretch materials in critical areas, with a pro cut -1" length in back of the legs, for overall improved durability and comfort.

**SHELL**  
**REVISED LENGTH + 400D NYLON + EXTENDED STRETCH ZONES + PRO CUT**  
 Made of premium Nylon and stretch materials in critical areas, with a pro cut -1" length in back of the legs, for overall improved durability and comfort.

**COLORS**



BLACK

**COLORS**



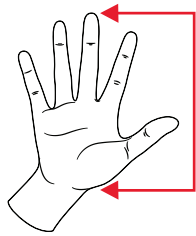
BLACK NAVY RED

HPFTW24 - LAUNCH DATE

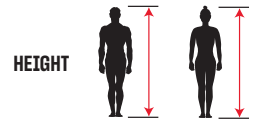
HPFTW24 - JR - LAUNCH DATE

SEE PAGE 24 FOR WOMEN SIZING CHART

GLOVES		YOUTH			JUNIOR			SENIOR				
		8"	9"	N/A	10"	11"	12"	13"	14"	15"	N/A	N/A
GENERAL	AGE	3-5	5-7	7-9	8-10	10-11	11-13	13+	14+	14+	14+	14+
	HEIGHT - CM	102-109	109-117	117-127	127-137	137-147	147-157	157-168	168-178	178-188	183+	183+
	HEIGHT - FT	3'4"-3'7"	3'7"-3'10"	3'10"-4'2"	4'2"-4'6"	4'6"-4'10"	4'10"-5'2"	5'2"-5'6"	5'6"-5'10"	5'10"-6'2"	6'0"+	6'0"+
GLOVES		8"	9"	N/A	10"	11"	12"	13"	14"	15"	N/A	N/A
	HAND LENGTH (CM)	10-13	11-14	N/A	12-15	13-16	14-17	16-19	18-21	20-24	N/A	N/A
	HAND LENGTH (IN)	4-5	4.5-5.5	N/A	4.5-6	5-6.5	5.5-6.5	6.5-7.5	7-8.5	8-9.5	N/A	N/A

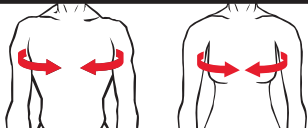


HAND LENGTH

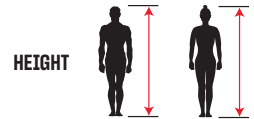


HEIGHT

SHOULDER PADS		YOUTH			JUNIOR			SENIOR				
		S	M	L	S	M	L	S	M	L	XL	XXL
GENERAL	AGE	3-5	5-7	7-9	8-10	10-11	11-13	13+	14+	14+	14+	14+
	HEIGHT - CM	102-109	109-117	117-127	127-137	137-147	147-157	157-168	168-178	178-188	183+	183+
	HEIGHT - FT	3'4"-3'7"	3'7"-3'10"	3'10"-4'2"	4'2"-4'6"	4'6"-4'10"	4'10"-5'2"	5'2"-5'6"	5'6"-5'10"	5'10"-6'2"	6'0"+	6'0"+
SHOULDER PADS		S	M	L	S	M	L	S	M	L	XL	XXL
	CHEST CIRC. (CM)	50-64	52-68	54-72	62-78	66-82	70-92	82-98	88-108	92-114	102-126	N/A
	CHEST CIRC. (IN)	19.5-25	20.5-27	21.5-28.5	24.5-30.5	26-32.5	27.5-36	32.5-38.5	34.5-42.5	36-45	40-49.5	N/A

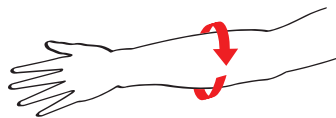


CHEST CIRCUMFERENCE

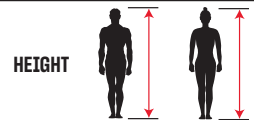


HEIGHT

ELBOW PADS		YOUTH			JUNIOR			SENIOR				
		S	M	L	S	M	L	S	M	L	XL	XXL
GENERAL	AGE	3-5	5-7	7-9	8-10	10-11	11-13	13+	14+	14+	14+	14+
	HEIGHT - CM	102-109	109-117	117-127	127-137	137-147	147-157	157-168	168-178	178-188	183+	183+
	HEIGHT - FT	3'4"-3'7"	3'7"-3'10"	3'10"-4'2"	4'2"-4'6"	4'6"-4'10"	4'10"-5'2"	5'2"-5'6"	5'6"-5'10"	5'10"-6'2"	6'0"+	6'0"+
ELBOW PADS		S	M	L	S	M	L	S	M	L	XL	XXL
	FOREARM CIRC. (CM)	9-16	10-17	11-18	13-20.5	15-22	16-24	20-25	24-28.5	27-32	30-34.5	N/A
	FOREARM CIRC. (IN)	3.5-6.5	4-6.5	4.5-7	5-8	6-8.5	6.5-9.5	8-10	9.5-11	10.5-12.5	12-13.5	N/A



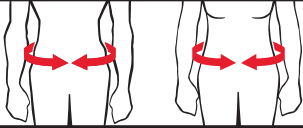
FOREARM CIRCUMFERENCE



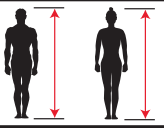
HEIGHT



TACKS PANTS		YOUTH			JUNIOR			SENIOR					
		S	M	L	S	M	L	S	S-LONG	M	L	XL	XXL
GENERAL	AGE	3-5	5-7	7-9	8-10	10-11	11-13	13+	13+	14+	14+	14+	14+
	HEIGHT - CM	102-109	109-117	117-127	127-137	137-147	147-157	157-168	168-178	168-178	178-188	183+	183+
	HEIGHT - FT	3'4"-3'7"	3'7"-3'10"	3'10"-4'2"	4'2"-4'6"	4'6"-4'10"	4'10"-5'2"	5'2"-5'6"	5'6"-5'10"	5'6"-5'10"	5'10"-6'2"	6'0"+	6'0"+
PANTS		S	M	L	S	M	L	S	S-LONG	M	L	XL	XXL
	WAIST CIRC. (CM)	51-55	53-57	56-60	58-64	62-72	69-81	76-86	76-86	79-89	86-99	95-107	107-120
	WAIST CIRC. (IN)	20-21.5	21-22.5	22-23.5	23-25	24.5-28.5	27-32	30-34	30-34	31-35	34-39	37.5-42	42-47
	US PANT SIZE	Y4-Y8	Y6-Y10	Y8-Y14	Y10-Y16	Y14-Y18	26-31	30-33	30-33	31-35	32-38	38-42	42-50

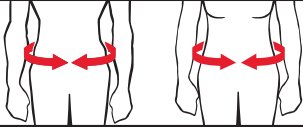


WAIST CIRCUMFERENCE

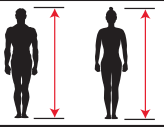


HEIGHT

JETSPEED / NEXT PANTS		YOUTH			JUNIOR			SENIOR					
		S	M	L	S	M	L	S	M	L	XL	XXL	
GENERAL	AGE	3-5	5-7	7-9	8-10	10-11	11-13	13+	14+	14+	14+	14+	
	HEIGHT - CM	102-109	109-117	117-127	127-137	137-147	147-157	157-168	168-178	178-188	183+	183+	
	HEIGHT - FT	3'4"-3'7"	3'7"-3'10"	3'10"-4'2"	4'2"-4'6"	4'6"-4'10"	4'10"-5'2"	5'2"-5'6"	5'6"-5'10"	5'10"-6'2"	6'0"+	6'0"+	
PANTS		S	M	L	S	M	L	S	M	L	XL	XXL	
	WAIST CIRC. (CM)	51-55	53-57	56-60	58-64	62-72	69-81	76-86	79-89	86-99	95-107	107-120	
	WAIST CIRC. (IN)	20-21.5	21-22.5	22-23.5	23-25	24.5-28.5	27-32	30-34	31-35	34-39	37.5-42	42-47	
	US PANT SIZE	Y4-Y8	Y6-Y10	Y8-Y14	Y10-Y16	Y14-Y18	26-31	30-33	31-35	32-38	38-42	42-50	

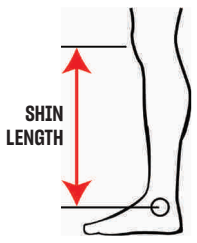


WAIST CIRCUMFERENCE

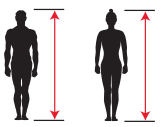


HEIGHT

SHIN GUARDS		YOUTH			JUNIOR			SENIOR					
		8"	9"	10"	11"	12"	13"	14"	15"	16"	17"	18"	
GENERAL	AGE	3-5	5-7	7-9	8-10	10-11	11-13	13+	14+	14+	14+	14+	
	HEIGHT - CM	102-109	109-117	117-127	127-137	137-147	147-157	157-168	168-178	178-188	183+	183+	
	HEIGHT - FT	3'4"-3'7"	3'7"-3'10"	3'10"-4'2"	4'2"-4'6"	4'6"-4'10"	4'10"-5'2"	5'2"-5'6"	5'6"-5'10"	5'10"-6'2"	6'0"+	6'0"+	
SHIN GUARDS		8"	9"	10"	11"	12"	13"	14"	15"	16"	17"	18"	
	SHIN LENGTH (CM) - TONGUE OUT	22-25	25-27	27-30	30-33	33-36	36-40	40-43	43-47	47-50	50-53	53-57	
	SHIN LENGTH (IN) - TONGUE OUT	8.5-10	10-10.5	10.5-12	12-13	13-14	14-15.5	15.5-17	17-18.5	18.5-19.5	19.5-21	21-22.5	
	SHIN LENGTH (CM) - TONGUE IN	20-23	23-25	25-28	28-31	31-34	34-38	38-41	41-45	45-48	48-51	51-55	
	SHIN LENGTH (IN) - TONGUE IN	8-9	9-10	10-11	11-12	12-13.5	13.5-15	15-16	16-17.5	17.5-19	19-20	20-21.5	



SHIN LENGTH



HEIGHT

RECOMMENDATION IS TO BE AS CLOSE TO THE MIDDLE OF THE SIZE RANGE AS POSSIBLE.

HELMETS



**HTXCU  
SUPER TACKS X  
TOTAL CUSTOM**  
LIMITED DISTRIBUTION

PROTECTION	100% Full NEST TECH 3D printed liner engineered for elite protection
COMFORT	100% NEST TECH custom printed to your exact head shape from a 360 degree scan for best fit and max airflow
ADJUSTMENT	Tool-free adjustment on sides + side impact frame



**HT910  
TACKS 910**

PROTECTION	Fluid inside pods + D30® in key areas
COMFORT	I.Q.SHION gel liner + dual density foams + smooth contour edge
ADJUSTMENT	Tool-free adjustment on sides + reinforced side impact frame + active stabilizer



**HT720  
TACKS 720**

PROTECTION	NESTTECH + D30® in key areas
COMFORT	I.Q.SHION DRI liner + AER-TEC ventilation system + multi-density foams
ADJUSTMENT	Tool-free adjustment on sides + reinforced side impact frame + active stabilizer



**HTSPTX  
SUPER TACKS X**

PROTECTION	Continuous fit 3d printed nest tech liner + D30®
COMFORT	Full coverage conforming nest tech for optimal fit & airflow + multi density foams
ADJUSTMENT	Tool-free adjustment on sides + reinforced side impact frame



**HT500  
FL500**

PROTECTION	D30® + multi layered foams
COMFORT	I.Q.SHION liner
ADJUSTMENT	Tool-free Fit clips on sides

GLOVES



**HGFT6PRO  
JETSPEED FT6 PRO**

FINGERS / BACKHAND	AER-TEC Suspension & Ventilation + multi ventilation ports + premium ZOTEFOAM + HD PE foam + PE inserts + PU foam cushioning + 3 piece index
PALM / LINER	Sensalast Pro palm: Pro Clarino base + embossed Sensalast reinforcement + seamless palm/cuff + Polygiene odorcrunch™ treated (palm, sublimated cuff, AER-TEC suspension mesh)
THUMB / CUFF	Pro Flexthumb (from 11") + short pre-angled open Flexcuff



**HGFT6  
JETSPEED FT6**

FINGERS / BACKHAND	AER-TEC Suspension & Ventilation + 2 ventilation ports + HD PE foam + PE inserts + PU foam cushioning + 3 piece index
PALM / LINER	Sensalast palm + embossed reinforcement + seamless palm/cuff + Polygiene odorcrunch™ treated (palm, sublimated cuff, AER-TEC suspension mesh)
THUMB / CUFF	Pro Flexthumb (from 11") + short pre-angled open cuff



**HGXFPRO  
TACKS XF PRO**

FINGERS / BACKHAND	Dual layer, high density pe foam + PE inserts + Nash fingertips + 3 piece index + integrated impact protection plate with D30® and ventilation port
PALM / LINER	Sensalast pro palm: pro Clarino base + embossed sensalast reinforcement + seamless palm/cuff + Polygiene odorcrunch™ treated
THUMB / CUFF	Nest tech thumb wart + pro flexthumb (from 11") + flexmotion segmented open cuff



**HGXF  
TACKS XF**

FINGERS / BACKHAND	Integrated impact protection plate with D30® (backplate & knuckles) + ventilation port on backhand and Lycra® mesh finger gussets + PE inserts
PALM / LINER	Sensalast palm: pro Clarino base + embossed Sensalast reinforcement + seamless palm/cuff + Polygiene odorcrunch™ treated
THUMB / CUFF	Pro flexthumb (from 11") + flexmotion segmented open cuff



**HG4RP3  
TACKS 4R PRO<sup>3</sup>**

FINGERS / BACKHAND	Dual density foam with PE inserts + D30® Smart Material backhand + soft comfort foams
PALM / LINER	Sensalast palm: pro Clarino base palm + Sensalast reinforcement
THUMB / CUFF	Pro flexthumb + max flex cuff



**HGFTW24  
WOMEN'S SR  
JETSPEED FTW**

FINGERS / BACKHAND	Tapered fit + AER-TEC suspension + 2 ventilation ports + HD PE foam + PE inserts + PU foam cushioning + 3 piece index
PALM / LINER	Sensalast palm + embossed reinforcement + seamless palm/cuff + Polygiene odorcrunch™ treated (palm, sublimated cuff, AER-TEC suspension mesh)
THUMB / CUFF	Pro Flexthumb + short pre-angled open cuff



**HT310  
TACKS 310**

PROTECTION	Multi-density foams + D30®
COMFORT	I.Q.SHION liner + multi-density foams
ADJUSTMENT	Single tool-free adjustment at rear



**HT210  
TACKS 210**

PROTECTION	Max coverage dual density VN + EVA foam liner
COMFORT	Dual density foams
ADJUSTMENT	Single tool-free adjustment at rear



**HT70  
TACKS 70**

PROTECTION	Full coverage dual density foam liner + integrated ear covers
COMFORT	Full coverage dual density foam liner + ventilated shell
ADJUSTMENT	Tool-free flip clip length adjustment on sides



**TACKS 70 - JR**  
DESIGNED SPECIFICALLY FOR PLAYERS FROM **7 TO 10** YEARS OLD

PROTECTION	Full coverage dual density foam liner + integrated ergonomic ear covers
COMFORT	Full coverage dual density foam liner + ventilated shell
ADJUSTMENT	Tool-free flip clip length adjustment on sides + kid-specific silver cage adjustments

YOUTH



**HTMSPR  
TACKS MULTISPORT**

DESIGNED SPECIFICALLY FOR SKATERS FROM **2 TO 7** YEARS OLD

PROTECTION High impact lightweight vented shell

COMFORT EPP liner with built-in ear covers

ADJUSTMENT Tool-free adjustable fit

YOUTH



**HGXFPRO  
YOUTH  
TACKS XF PRO**

FINGERS / BACKHAND	PE foams with 2 piece index + integrated pro-style impact protection plate with D30®
PALM / LINER	Water repellent nash palm with durable AX suede reinforcement
CUFF	Open cuff



**HGNEXT23  
YOUTH  
CCM NEXT**

FINGERS / BACKHAND	PE foams with 2 piece fingers
PALM / LINER	Sublimated Sensalast palm + sublimated liner with PU cushion foam
CUFF	Open cuff



**HG680  
JETSPEED FT680**

FINGERS / BACKHAND	PE foam + PE inserts
PALM / LINER	Sensalast palm + sublimated reinforcement + laminated liner with PU foam cushioning
THUMB / CUFF	Pro Flexthumb (from 11") + short pre-angled 1pce open cuff



**HGXF80  
TACKS XF 80**

FINGERS / BACKHAND	Dual-density foam with PE inserts + 3 piece index + integrated impact protection plate
PALM / LINER	Sensalast palm + sublimated reinforcement and laminated liner with PU cushioning
THUMB / CUFF	Pro flexthumb (SR) + flexmotion segmented open cuff



**HGNEXT23  
CCM NEXT (SR/JR)**

FINGERS / BACKHAND	PE foam + PE inserts + 2 piece index
PALM / LINER	Sublimated Sensalast palm + reinforcement + laminated liner with PU cushion foam
THUMB / CUFF	Flexthumb (from 11") + short pre-angled one-piece open cuff

# PANTS



## HPXFPRO TACKS XF PRO

BACK	Exposed foam spine with D30® + seamless transition to tailpad + foam insert
ADJUSTMENT/ LINER	Integrated belt + stabilized belly pad + 1" zipper
THIGH / HIP / KIDNEY	Floating molded HD foam cap + PE foam + JDP hip caps with D30® + molded PE cap + sublimated comfort liner with air channels



## HPXF TACKS XF

BACK	Exposed foam spine with D30® + seamless transition to tailpad + foam insert
ADJUSTMENT/ LINER	Internal belt + stabilized belly pad + 1" zipper
THIGH / HIP / KIDNEY	Floating molded PE plastic cap + PE foam + molded PE cap + sublimated comfort liner + JDP hip caps



## HPAS580 TACKS AS 580

BACK	Exposed foam spine + seamless transition to tailpad
ADJUSTMENT/ LINER	Internal belt + 1" zipper
THIGH / HIP / KIDNEY	Floating molded PE plastic cap + PE foam + JDP hip caps + molded PE cap + sublimated comfort liner



## HPFT6PRO JETSPEED FT6 PRO

BACK	Floating spine + hybrid spine shield with HD foam + ventilation
ADJUSTMENT/ LINER	Easy fit + built-in internal anti-twist belt + 1" zipper + Dryfoam
THIGH / HIP / KIDNEY	AER-TEC ventilation + Flofoam channels + molded PE hip caps with vented foam + HD foam thigh guards + leg zipper



## HPFT6 JETSPEED FT6

BACK	Floating spine + hybrid spine shield + ventilation
ADJUSTMENT/ LINER	Easy fit + built-in internal belt + 1" zipper + Dryfoam
THIGH / HIP / KIDNEY	AER-TEC ventilation + molded PE hip caps with vented foam + floating lightweight foam + molded PE thigh guards + leg zipper



## HPFTW24 WOMEN'S SR JETSPEED FTW

BACK	Hybrid spine shield + D30® Zero + pro cut leg
ADJUSTMENT/ LINER	EZ FIT stretch opening + internal belt + 1" zipper + DRYFOAM liner
THIGH / HIP / KIDNEY	Molded PE caps + floating thigh guard + inner leg zipper + 400D nylon padded belt



## PGJS JETSPEED GIRDLE

BACK	Hybrid spine shield + D30® + HD foam
ADJUSTMENT/ LINER	Height / width adjustable thigh guards
THIGH / HIP / KIDNEY	JDP + PE molded cap + mid-density foam

# SHOULDER PADS



## SPXFPRO TACKS XF PRO

SHOULDER CAPS	Dual core HD foam caps with exposed foam covers + D30® shoulder/AC joint
TORSO / SPINE / STERNUM	Molded HD foam & D30® + ADPTFIT length adjustable straps + floating sternum & spine hybrid shields + D30® at plexus & lower spine
BICEPS	HD molded foam guards with large ventilation ports + AER-TEC suspension system + length adjustment



## SPXF TACKS XF

SHOULDER CAPS	JDP injected shoulder caps with exposed foam cover
TORSO / SPINE / STERNUM	Molded hd foam & D30® + ADPTFIT length adjustable straps + floating sternum & spine hybrid shields + D30® at plexus & lower spine
BICEPS	ADPTFIT strap + height adjustable bicep with injected plastic guard



## SPXF80 TACKS XF 80

SHOULDER CAPS	JDP design caps with molded PE
TORSO / SPINE / STERNUM	Compress molded front and back panels with subimated lining + floating sternum hybrid shield + compress molded spine cap
BICEPS	PE-molded cap + length adjustment



## SPFT6PRO JETSPEED FT6 PRO

SHOULDER CAPS	Ultra light U-Foam shoulder caps
TORSO / SPINE / STERNUM	AER-TEC suspension + vented molded Zotefoam Flexmotion jacket + hybrid shields + full Dryfoam no liner design
BICEPS	AER-TEC suspension + hd molded foam guards + length adjustment



## SPFT6 JETSPEED FT6

SHOULDER CAPS	SR: ultra light U-foam shoulder caps (JR: JDP)
TORSO / SPINE / STERNUM	AER-TEC suspension + vented molded PE foam Flexmotion jacket + hybrid shields + dry foam sides
BICEPS	PE-molded cap + sublimated liner + length adjustment



## SP680 JETSPEED FT680

SHOULDER CAPS	JDP design caps with molded PE
TORSO / SPINE / STERNUM	Vented front + PE perforated foam jacket + sublimated liner + anatomical molded PE shields
BICEPS	PE-molded cap + sublimated liner + length adjustment



## SPFTW24 WOMEN'S SR JETSPEED FTW

SHOULDER CAPS	Low profile JDP caps + D30® Zero to AC joint + reinforced clavicles
TORSO / SPINE / STERNUM	ADPTFIT 3D customizable width/volume/length + articulated HD foam sternum + reinforced spine on decoupled back + AER-TEC vents
BICEPS	Adjustable HD foam guards + AER-TEC suspension + ventilation



**HPNEXT23  
CCM NEXT (SR/JR)**

BACK	PE foam + PE insert spine protector
ADJUSTMENT/ LINER	Padded belt + lace front + sublimated liner in tailpad
THIGH / HIP / KIDNEY	Molded PE caps + pe foam



**YOUTH**

**HPXFPRO  
YOUTH  
TACKS XF PRO**

BACK	Floating spine protector with D30® in tailbone pad
ADJUSTMENT/ LINER	E-fit internal belt + external belt and +1" length-adjusting zipper
THIGH / HIP / KIDNEY	PE inserts thigh guard



**HPNEXT23  
YOUTH  
CCM NEXT**

BACK	PE foam + PE insert spine protector
ADJUSTMENT/ LINER	External belt + stretch panel + sublimated liner in tailpad
THIGH / HIP / KIDNEY	Molded pe caps + PE foam



**SPNEXT23  
CCM NEXT (SR/JR)**

SHOULDER CAPS	Molded PE caps
TORSO / SPINE / STERNUM	PE foam jacket + sublimated liner + anatomical floating sternum + hybrid spine
BICEPS	Height adjustable molded PE caps



**YOUTH**

**SPXFPRO  
YOUTH  
TACKS XF PRO**

SHOULDER CAPS	PE shoulder caps
TORSO / SPINE / STERNUM	Adjustable belly pad + Velcro® adjustment + lightweight foam liner + molded PE foam spine + EVA foam with D30® at plexus
BICEPS	E-fit sleeves + ADPTFIT bicep adjustment



**SPNEXT23  
YOUTH  
CCM NEXT**

SHOULDER CAPS	Molded PE caps
TORSO / SPINE / STERNUM	PE foam jacket + sublimated liner + anatomical floating sternum + hybrid spine
BICEPS	Height adjustable molded PE caps

SHIN GUARDS



**SGXFPRO  
TACKS XF PRO**

**KNEE CAPS** Anatomical JDP kneecap + D30® comfort donut

**SHIN CAPS & CALF** Exposed foam + adptfit guard fitted with D30® shotblock protection + optimized shin cap with anatomical geometry with strap groove

**ATTACHMENT / LINER** Exposed foam + ADPTFIT guard fitted with D30® shotblock protection + optimized shin cap with anatomical geometry with strap groove



**SGFT6PRO  
JETSPEED FT6 PRO**

**KNEE CAPS** Anatomical JDP + Zotefoam + anticollapse X-frame + ventilation ports

**SHIN CAPS & CALF** Floating compress-molded HD foam calf guard + thigh guard connected to liner

**ATTACHMENT / LINER** AER-TEC suspension mesh liner + Length-adjustable calf strap + Flofoam donut



**SGXF  
TACKS XF**

**KNEE CAPS** Anatomical jdp kneecap + D30® comfort donut

**SHIN CAPS & CALF** Exposed injection molded calf guard + D30® shotblock protection + optimized shin cap with anatomical geometry with strap groove

**ATTACHMENT / LINER** ADAPTFIT+ straps: length-adjustable dual calf strap + padded Hyper X lock strap + EVA removable liner and detachable lower pad for tongues in option



**SGFT6  
JETSPEED FT6**

**KNEE CAPS** Anatomical JDP + perforated PE foam + anticollapse X-frame + ventilation port

**SHIN CAPS & CALF** Floating compress-molded EVA foam calf guard + thigh guard connected to liner

**ATTACHMENT / LINER** AER-TEC suspension mesh liner + Length-adjustable calf strap + Flofoam donut



**SGXF80  
TACKS XF 80**

**KNEE CAPS** JDP kneecap + protective comfort donut

**SHIN CAPS & CALF** Exposed injection molded calf guard + optimized anatomical geometry with strap groove

**ATTACHMENT / LINER** Streamlined lock strap with comfort cushion + length-adjustable calf strap and fully removable/adjustable liner



**SG680  
JETSPEED FT680**

**KNEE CAPS** Anatomical JDP + PE foam + ventilation ports

**SHIN CAPS & CALF** Floating compress-molded mid density foam calf guard + PE foam thigh guard

**ATTACHMENT / LINER** Length-adjustable calf strap + ventilated removable liner + donut



**SGFTW24  
WOMEN'S SR  
JETSPEED FTW**

**KNEE CAPS** Low profile JDP caps + D30™ Zero in removable donut

**SHIN CAPS & CALF** Tapered pro grade PE shin cap + vent ports + reinforced calf guard

**ATTACHMENT / LINER** Length-adjustable calf strap + built-in padded liner with reinforced bottom

ELBOW PADS



**EPXFPRO  
TACKS XF PRO**

**BICEP** ADPTFIT dual layered bicep + air channels

**ELBOW CAP** JDP + D30® extended comfort pad donut

**FOREARM & ATTACHMENT** Adjustable ADPTFIT guard fitted with D30® + sublimated liner and tripple pull middle lock strap with 360 wraparound forearm strap



**EPFT6PRO  
JETSPEED FT6 PRO**

**BICEP** 3pce Flexmotion HD foam + Flexlide articulation + ventilation ports + Dryfoam

**ELBOW CAP** Molded PE JDP cap + exposed EVA foam cover

**FOREARM & ATTACHMENT** AER-TEC suspension + ventilation ports + reinforced HD foam guards + anti-slip Y-shape middle lock strap



**EPXF  
TACKS XF**

**BICEP** ADPTFIT dual layered bicep for improved mobility

**ELBOW CAP** Molded PE cap with JDP construction + exposed EVA foam cover

**FOREARM & ATTACHMENT** Slash shield + sublimated liner+ ADPTFIT middle lock strap + 360° wraparound forearm strap



**EPFT6  
JETSPEED FT6**

**BICEP** 3pce Flexmotion + floating bicep pad + PE insert

**ELBOW CAP** Molded PE JDP cap + exposed EVA foam cover

**FOREARM & ATTACHMENT** AER-TEC suspension + reinforced HD foam guard + Y-shape middle lock strap



**EPXF80  
TACKS XF 80**

**BICEP** Floating bicep + reinforced bicep guard

**ELBOW CAP** JDP cap + molded EVA foam cover

**FOREARM & ATTACHMENT** Slash shield + sublimated liner + length-adjustable forearm strap



**EP680  
JETSPEED FT680**

**BICEP** Hybrid 3pce floating bicep + PE insert

**ELBOW CAP** Molded PE JDP cap + exposed EVA foam cover

**FOREARM & ATTACHMENT** Compress-molded PE plastic guard + flexible middle lock strap



**EPFTW24  
WOMEN'S SR  
JETSPEED FTW**

**BICEP** 3 Pce floating bicep + PE insert

**ELBOW CAP** Low profile JDP caps + D30® Zero in donut


**FOREARM & ATTACHMENT** Short/narrow HD foam + flexible comfort straps



**SGNEXT23  
CCM NEXT (SR/JR)**


KNEE CAPS	JDP + molded PE
SHIN CAPS & CALF	PE foam calf guard + plastic insert + PE foam thigh guard
ATTACHMENT / LINER	Wide calf strap + removable sublimated liner

**YOUTH**



**SGXFPRO  
YOUTH  
TACKS XF PRO**

KNEE CAPS	Molded PE cap
SHIN CAPS & CALF	Molded PE cap + extended foam calf guard
ATTACHMENT / LINER	Upper lock strap + comfortable calf strap + removable comfort liner with D30® + knee cut out



**SGNEXT23  
YOUTH  
CCM NEXT**

KNEE CAPS	PE cap
SHIN CAPS & CALF	PE cap + foam
ATTACHMENT / LINER	Y-strap + removable sublimated liner



**EPNEXT23  
CCM NEXT (SR/JR)**

BICEP	2pce articulated foam + PE insert + sublimated liner
ELBOW CAP	JDP + PE cap + donut
FOREARM & ATTACHMENT	Compress-molded EVA foam + PE insert + 3 strap system

**YOUTH**



**EPXFPRO  
YOUTH  
TACKS XF PRO**

BICEP	Articulated bicep
ELBOW CAP	JDP cap reinforced with D30® + molded foam coverage
FOREARM & ATTACHMENT	Double strap adjustment system with maximized Velcro® landing zone



**EPNEXT23  
YOUTH  
CCM NEXT**

BICEP	One piece foam + sublimated liner
ELBOW CAP	JDP PE hard caps
FOREARM & ATTACHMENT	Double strap system with max Velcro® landing

# REF REFEREE PROTECTIVE

BASED ON FEEDBACK FROM BIG-LEAGUE OFFICIALS, OUR COMPLETELY REDESIGNED REF PROTECTIVE GEAR ACHIEVES A HEAD-TO-TOE LOOK THAT PROTECTS WHILE COMMANDING RESPECT. EVERY PIECE IN THIS ALL-NEW COLLECTION IS MADE TO KEEP YOU SECURE, COMFORTABLE AND COOL UNDER PRESSURE.



## PPREF REFEREE SHELL/PANT

SIZES SR S, M, L, XL

COMFORT	LIGHTWEIGHT PANT	Wear layered over your desired level of base protection, such as the Referee Girdle (PGREF), for a moves-with-you tailored look that commands respect.
BELT	WIDE ELASTIC WAIST	Built to provide a comfortable fit, with integrated suspender holders around waist.
EXTERIOR	DURABLE WOVEN POLYESTER	Provides pro-level comfort, look, breathability and durable wear, with easy-to-hem length, and stretch panels where it matters.



## HPREF REFEREE PANTS

SIZES SR S, M, L, XL \$

PROTECTION	PADDED PANT WITH BUILT-IN PE INSERTS + SINGLE-DENSITY FOAM	Get a tailored look with pro-level protection in key areas. *Protection increased when worn with Referee Girdle (PGREF).
BELT	SINGLE-BELT CLOSURE SYSTEM	Built to provide a custom fit, with integrated suspender holders around waist.
KIDNEY	REMOVABLE PADDED KIDNEY BELT	Nice just-in-case protection.
TAILBONE	SEGMENTED TAILBONE PAD	Hugs the body to deliver pro-level protection that's comfortable and easy to move around in.
EXTERIOR	DURABLE WOVEN POLYESTER	Provides pro-level comfort, look, breathability and durable wear, with easy-to-hem length.



## PGREF REFEREE PADDED BASE PANTS GIRDLE

SIZES SR S, M, L, XL \$

FIT	FORM-FITTING PERFORMANCE	Stretch compression base layer means you can follow the flow of the play in complete comfort.
PROTECTION	DIE-CUT FOAM PADDING	Pro-level of protection in key areas. *In-game protection increased when worn under HPREF Referee Pant.
CUP	PERFORMANCE ATHLETIC SUPPORT	Protective jock with hard shell for maximum comfort and protection.
BELT	WIDE ELASTIC WAIST	Comfortable fit with excellent freedom of movement.



## SGREF REFEREE SHIN GUARDS

SIZES SR 14", 15", 16" \$

PROTECTION	STREAMLINED DESIGN + MOLDED KNEE & SHIN CAPS + COMFORT FOAMS	Pro-level protection, comfort and mobility exactly where you need it.
ATTACHMENT	WIDE MESH WRAPAROUND CALF STRAP	With mesh straps above and below the knee, your fit is built to breathe and stay in place. Referees appreciate the low profile under their pants.



## EPREF REFEREE ELBOW PADS

SIZES SR M, L, XL \$

CONSTRUCTION	TAPERED SLEEVE DESIGN WITH LYCRA + ADJUSTABLE MESH STRAPS	Wraparound straps give you a breathable fit that stays in place - without sacrificing movement.
PROTECTION	LOW-PROFILE MOLDED FOAM ELBOW CAPS	Get the look and the protection with durable elbow pads that don't look bulky under your referee jersey.
BICEP	PE-MOLDED COMPONENTS	For extra protection that moves with the body for those important calls.





**PSREF  
REFEREE  
PADDED SHIRT**

SIZES SR S, M, L, XL \$

FIT	FORM-FITTING PERFORMANCE FIT	Stretch compression base layer with long sleeves so you can follow the flow of play in complete comfort.
PROTECTION	DIE-CUT VENTED FOAM PADDING	Pro-level just-in-case protection in sternum, shoulders and sides with added breathability
MATERIAL	LIGHTWEIGHT LYCRA + BREATHABLE MESH	Keeps you comfortable, cool, dry and mobile.



**PRO150 B04 / PRO150 B05  
PRO150 W/ ARMBAND  
REFEREE JERSEY**

\*\*BOOKING ONLY

SIZES SR 44, 46, 48, 50, 52, 54, 56 \$

BODY	PRO-WEIGHT ULTRAFIL®	CONTENT	100% POLYESTER DOUBLE KNIT
LOGO	CCM EMBROIDERED LOGO ON BACK HEM	OTHER	½ ZIP PULLOVER WITH SEWN-ON ORANGE OR RED ARMBANDS



**PRO150S  
PRO150 W/ SNAPS  
REFEREE JERSEY**

SIZES SR 44, 46, 48, 50, 52, 54, 56 \$

BODY	PRO-WEIGHT ULTRAFIL®	CONTENT	100% POLYESTER DOUBLE KNIT
LOGO	CCM EMBROIDERED LOGO ON BACK HEM	OTHER	½ ZIP WITH SNAPS FOR ARMBANDS



**150  
150 W/ SNAPS  
REFEREE JERSEY**

SIZES SR XS, S, M, L, XL, XXL \$

BODY	MID-WEIGHT SUPRAFIL®	CONTENT	100% POLYESTER DOUBLE KNIT
LOGO	CCM TRANSFER LOGO ON BACK HEM	OTHER	½ ZIP WITH SNAPS FOR ARMBANDS



05 - RED

04 - ORANGE

**152PCK  
ARMBAND SET (PACK OF 2)**

SIZES SR S, L \$

CONTENT	100% POLYESTER (DK-150)	SMALL	9" REFEREE ARMBAND FOR XS-L JERSEYS
OTHER	SNAP-ON	LARGE	10" REFEREE ARMBAND FOR XL-XXL & PRO 44-56 JERSEYS



**BREFW30  
OFFICIALS' WHEELED BAG**

SIZES 30" LX 16" H X 14" W \$  
(VOLUME: 6,720 INCH<sup>3</sup>)

MATERIALS	600D Ripstop polyester construction.	HANDLES	Reinforced retractable handle.
WHEELS	All-terrain wheels.	ACCESSORIES	Referee ID pocket.
COMPARTMENTS	2 main compartments with removable divider.	COLORS	Black



**BREF30  
REFEREE BAG**

SIZES 30" LX 15" H X 15" W \$  
(VOLUME: 6,750 INCH<sup>3</sup>)

MATERIALS	600D Ripstop polyester construction.	HANDLES	Extra durable padded web shoulder strap.
COMPARTMENTS	Segmented internal compartments and accessory pockets.	COLORS	Black



**SGBHQLT190**  
**QUICKLITE 190**  
**BALL HOCKEY SHIN GUARD**

SIZES	SR	S (13"), M (14"), L (15")	\$
	JR	S/M (11"), L/XL (12")	\$

FIT	ANATOMICAL PROFILE	Built for ball hockey.
CONSTRUCTION	PE KNEE CAP AND SHIN PAD	Lightweight construction offering great protection.
LINER	PU FOAM TECH REMOVABLE LINER	Custom fit and easy maintenance.
ATTACHMENT	3 VELCRO ELASTIC STRAPS	Easily adjustable triple support keeps your shin guard locked to your leg.



**SGBHQLT170**  
**QUICKLITE 170**  
**BALL HOCKEY SHIN GUARD**

SIZES	SR	S (13"), M (14"), L (15")	\$
-------	----	---------------------------	----

FIT	ANATOMICAL PROFILE	Built for ball hockey.
CONSTRUCTION	PE SHIN PAD	Lightweight with core protection.
LINER	PU FOAM TECH REMOVABLE LINER	Custom fit and easy maintenance.
ATTACHMENT	2 VELCRO ELASTIC STRAPS AROUND THE CALF	Easily adjustable double support to help keep your shin guard in place.



**SGBHQLTSFT**  
**QUICKLITE SFT**  
**BALL HOCKEY SHIN GUARD**

SIZES	SR	S (13"), M (14"), L (15"), XL (16")	\$
-------	----	-------------------------------------	----

FIT	SNUG FIT WITH SLEEVE	Built for ball hockey.
CONSTRUCTION	PE/LD KNEE CAP AND SHIN PAD	Soft-shell construction offering great protection.
ATTACHMENT	2 CALF VELCRO ELASTIC STRAPS	Easily adjustable double support helps keep your shin guard in place.



**RPS150**  
**ROLLER HOCKEY**  
**PADDED SHIRT**

SIZES	SR	S, M, L, XL	\$
	JR	S, M, L	\$

FIT	FORM-FITTING PERFORMANCE FIT	Body-hugging design that won't hinder your movement.
MATERIAL	LIGHTWEIGHT STRETCH MESH + MOISTURE WICKING TECHNOLOGY	Keeps you comfortable, cool and dry.
STERNUM / SPINE	EXPOSED U-FOAM	High-quality, extremely lightweight foam for ultimate impact protection.
SHOULDERS	PERFORATED PE FOAM	Take the hits and keep your cool in a shirt that breathes.



**HGBHQLT190  
QUICKLITE 190  
BALL HOCKEY GLOVES**

**SIZES** SR S (13"), M (14"), L (15") \$

FIT	ANATOMICAL PROFILE	Built for ball hockey.
CONSTRUCTION	HD/LD FOAM CONSTRUCTION	Lightweight while keeping your hands well protected.
BACKHAND / FINGERS	MULTI-SEGMENTED BACKHAND AND FINGERS	Maximum dexterity for superior stick handling.
CUFF	SEGMENTED CUFF WITH EMBROIDERED CCM LOGO	Designed to flex with your every move while offering an impressive range of motion.



**HGBHQLT170  
QUICKLITE 170  
BALL HOCKEY GLOVES**

**SIZES** SR S (13"), M (14"), L (15") \$  
JR S/M (11"), L/XL (12") \$

FIT	ANATOMICAL PROFILE	Built for ball hockey.
CONSTRUCTION	LD FOAM CONSTRUCTION	Lightweight.
BACKHAND / FINGERS	SEGMENTED BACKHAND AND FINGERS	Excellent dexterity.
CUFF	SEGMENTED CUFF WITH PRINTED CCM LOGO	Designed to flex with your every move while offering an impressive range of motion.



**PSBHQLT  
QUICKLITE BALL HOCKEY  
PADDED SHORTS**

**SIZES** SR S, M, L, XL, XXL \$

FIT	TIGHT-FIT COMPRESSION	Reduces muscle vibration and fatigue.
CONSTRUCTION	LIGHTWEIGHT VENTED LYCRA <sup>®</sup> PERFORMANCE	Improved mobility and airflow so you can move fast.
MATERIAL	SANITARY ANTIMICROBIAL MATERIAL	Wicks away moisture and helps prevent odors from getting in the way of your game.
PROTECTION	PERFORATED PE FOAM AT FRONT THIGHS & HIPS	Lightweight protection that's perforated to promote better airflow.
CUP	ERGONOMIC MOLDED CUP	Maximum protection and comfort around the groin area.



**RPG110  
ROLLER HOCKEY  
GIRDLE**

**SIZES** SR S, M, L, XL \$  
JR S, M, L \$

CONSTRUCTION	LIGHTWEIGHT STRETCH POLYESTER	Better mobility and breathability.
PROTECTION	PERFORATED PE FOAM	Take the hits and keep your cool in a girdle that breathes.
TAILBONE	HD FOAM + PE PLASTIC TAILBONE	High-quality foam and plastic for targeted tailbone protection.
CUP	PERFORMANCE ATHLETIC SUPPORT	Protective jock with hard shell for maximum comfort and protection.



# GOALIE



# AXIS XF PADS



MAXIMIZE YOUR POWER AND SPEED WITH PADS BUILT FOR EVEN FASTER CROSS-CREASE MOVEMENTS AND EVEN GREATER PUCK REDIRECTION POP. BUILT WITH BUTTERFLY AND STANCE BIOMECHANICS AT THE FOREFRONT, THE AXIS XF PADS ARE ENGINEERED TO AMPLIFY YOUR PERFORMANCE WHILE MAINTAINING THE BALANCE, STABILITY AND ON-ICE SEAL YOU NEED TO HONE YOUR CRAFT.

TECH 001



## SPEED CHANNEL

THIS NEW INNER SLIDING DESIGN FEATURES AN INSET TAPERED ZONE THAT IS PROVEN TO REDUCE FRICTION AND ENHANCE SLIDING, AND COMPLEMENTED BY BALANCED LANDING SURFACE TO MAINTAIN A STABLE BUTTERFLY STANCE AND MOVEMENT SEQUENCE.

TECH 002

## LITEXCORE WITH INFINITE POWER REBOUND (IPR)

LIGHTWEIGHT CORE CONSTRUCTION WITH A STIFF PROFILE AND NEW HIGHLY RESPONSIVE FACE FOAM FOR YOU TO DIRECT PUCKS OUT WITH EFFORTLESS POWER.



TECH 003

## DRS PRO DYNAMIC RESPONSE SYSTEM

FEATURING A ONE-PIECE LANDING ZONE AND HYPER ABSORBENT KNEE STACK CONSTRUCTION FOR ENHANCED PROTECTION FROM REPEATED IMPACT, DRS PRO GIVES YOU THE ABILITY TO UNLEASH YOUR POWERFUL CROSS CREASE MOVEMENTS WITH GREATER SEAL, STABILITY AND SLIDABILITY THAN EVER BEFORE.



# AXIS XF GLOVE

BUILT FOR MAXIMIZED RESPONSIVENESS AND ENHANCED CLOSURE, THE DYNAMIC STRAPPING, LIGHTWEIGHT FEEL AND PERSONALIZED FIT OF THE AXIS XF ARE COMPLEMENTED BY OUR BEST GAME-READY GLOVE YET. WITH AN UPGRADED OUTER BACKHAND AND CUFF PLUS AN OPTIMIZED FINGER FIT SYSTEM, THIS GLOVE IS READY TO TRACK DOWN EVERY PUCK THAT COMES ITS WAY.

TECH 001

## FLEXMOTION

NEW BACKHAND DESIGN BUILT FOR SMOOTHER OPENING AND CLOSING MOVEMENTS, WITH A NEW CUFF DESIGN FOR ADDED MOBILITY TO COMPLIMENT ANY HAND POSITION.

TECH 002

## CROSS FORM STRAP + FORM FIT FINGERS

MAXIMUM RANGE OF MOTION AND RESPONSIVENESS WITH ADDED ADJUSTABILITY FOR A MORE PERSONALIZED FIT AND FEEL.



# AXIS XF BLOCKER

WE KNOW YOU'RE MASTERING THE CRAFT OF BOTH PUNCHING OUT AND PLAYING PUCKS WITH POWER AND PRECISION, AND WITH ITS LIGHTWEIGHT STRENGTH AND MOBILE PROTECTION THE AXIS XF BLOCKER WILL HELP YOU GET THERE. BLOCKER BOARD, SIDEWALL, FINGER PROTECTION AND CUFF - ALL RE-ENGINEERED FOR YOU TO TAKE YOUR GAME TO THE NEXT LEVEL.

TECH 001

## LITEXCORE™

INCREDIBLY LIGHTWEIGHT WITH ADDED STIFFNESS FOR ADDED POWERFUL POP.

TECH 002

## ERGONOMIC PROTECTION AND PALM

DESIGNED FOR OPTIMAL FIT AND PROTECTION WITH ADDED MOBILITY TO REACT TO A SHOT OR SHIFT TO YOUR PUCK-PLAYING PROWESS.



\* CUSTOM COLOR SHOWN AND MANY OTHER COLORS AVAILABLE



**NEW**  
**GPAXF**  
**AXIS XF**  
**GOAL PADS**

**SPEED CHANNEL**  
**DRS PRO**  
DYNAMIC RESPONSE SYSTEM  
**LITEXCORE**  
**TPR**  
INFINITE  
**QMSS<sup>2</sup>**

**NEW**  
**GPAF9**  
**AXIS F9**  
**GOAL PADS**

**SPEED CHANNEL**  
**DRS**  
DYNAMIC RESPONSE SYSTEM  
**LITEXCORE**  
**QMSS<sup>2</sup>**

**NEW**  
**GPAF5**  
**AXIS F5**  
**GOAL PADS**

**DRS**  
DYNAMIC RESPONSE SYSTEM  
**LITEXCORE**  
**QMSS<sup>2</sup>**  
**SPEEDSKIN**



**SIZES** SR 33+1, 34+1, 34+2, 35+2, CUST. \$  
 INT CUST. ONLY \$

**SIZES** SR 33+1, 34+1, 34+2, 35+2 \$  
 INT 30+1, 31+1, 32+1 \$

**SIZES** JR 26+1, 28+1, 30+1 \$

TECHNOLOGIES	SPEED CHANNEL DRS DYNAMIC RESPONSE SYSTEM PRO LITEXCORE TECHNOLOGY INFINITE POWER REBOUND QUICK MOTION STRAP SYSTEM 2	TECHNOLOGIES	SPEED CHANNEL DRS DYNAMIC RESPONSE SYSTEM LITEXCORE™ TECHNOLOGY QUICK MOTION STRAP SYSTEM 2	TECHNOLOGIES	DRS DYNAMIC RESPONSE SYSTEM LITEXCORE™ TECHNOLOGY QUICK MOTION STRAP SYSTEM 2 SPEEDSKIN
FLEX PROFILE	PRE-CURVED SINGLE INNER, NO BREAK OUTER Optimized stiffness, coverage and butterfly closure.	FLEX PROFILE	PRE-CURVED SINGLE INNER, NO BREAK OUTER Maximized stiffness, coverage and butterfly closure.	FLEX PROFILE	PRE-CURVED SINGLE INNER, NO BREAK OUTER Quick and easy pad rotation for easy butterfly movements.
KNEE STACK	DRS DYNAMIC RESPONSE SYSTEM PRO HD one-piece landing zone to increase seal and stability for maximum speed and powerful movements. Built specifically for strategic impact absorption.	KNEE STACK	DRS DYNAMIC RESPONSE SYSTEM HD one-piece landing zone built for excellent seal and stability to move with power and speed, with enhanced impact absorption.	KNEE STACK	DRS DYNAMIC RESPONSE SYSTEM One-piece landing zone for excellent seal and stability to move quickly and comfortably.
CORE CONSTRUCTION	LITEXCORE AND INFINITE POWER REBOUND TECHNOLOGY Very lightweight molded Pro core built for extremely powerful rebounds.	CORE CONSTRUCTION	LITEXCORE™ TECHNOLOGY Very lightweight core built for powerful rebounds.	CORE CONSTRUCTION	LITEXCORE TECHNOLOGY Lightweight core built to direct pucks out.
INNER SLIDING ZONE	SPEED CHANNEL Tapered inset channel with flat outer wing for enhanced slideability with added stability.	INNER SLIDING ZONE	SPEED CHANNEL Tapered inset channel with flat outer wing for enhanced slideability with added stability.	INNER SLIDING ZONE	SPEED SKIN Textured sliding surface for added glide and speed across the crease.
LEG CHANNEL / STRAPPING	SHALLOW LOOSE FIT WITH QUICK MOTION STRAP SYSTEM 2 Strategic strapping, including molded upper calf strap, for optimal leg positioning and pad rotation with NEW adjustability.	LEG CHANNEL / STRAPPING	SHALLOW LOOSE FIT WITH QUICK MOTION STRAP SYSTEM 2 Strategic strapping for optimal leg positioning and pad rotation with NEW adjustability.	LEG CHANNEL / STRAPPING	SHALLOW LOOSE FIT WITH QUICK MOTION STRAP SYSTEM 2 Quick and easy pad rotation and recovery with NEW adjustability.
BOOT	90 DEGREE WITH SHALLOW CHANNEL + NEW OFFSET HYBRID TOE ELASTIC SYSTEM Enhanced range of motion and connectivity for power pushes via a new skate lace and elastic system.	BOOT	90 DEGREE WITH SHALLOW CHANNEL + NEW OFFSET HYBRID TOE ELASTIC SYSTEM Enhanced range of motion and connectivity for power pushes via a new skate lace and elastic system.	BOOT	90 DEGREE WITH SHALLOW CHANNEL + NEW OFFSET HYBRID TOE ELASTIC SYSTEM Easier skate contact with the ice for cross crease movements.
KNEE CRADLE	OPEN CRADLE WITH REMOVABLE KNEE CRADLE WRAP Allows for optimal interaction and performance with knee pads.	KNEE CRADLE	OPEN CRADLE WITH REMOVABLE KNEE CRADLE WRAP Allows for optimal interaction and performance with knee pads.	KNEE CRADLE	OPEN CRADLE WITH REMOVABLE KNEE CRADLE WRAP Allows for optimal interaction and performance with knee pads.
STABILIZER	HD RAISED FLAT INSIDE EDGE DESIGN Maximized seal and stability for powerful cross-crease movements.	STABILIZER	HD RAISED FLAT INSIDE EDGE DESIGN Maximized seal and stability for powerful cross-crease movements.	STABILIZER LEG CHANNEL / STRAPPING	RAISED FLAT INSIDE EDGE DESIGN Seal and stability for easy cross-crease movements.
COLORS	WWWW (SR ONLY), CUSTOM	COLORS	WWWW	COLORS	WWWW
BOOKING COLORS	N/A	BOOKING COLORS	GPAF9CC WWBB, WWNN, CHI, TOR, MTL, DET, BOS	BOOKING COLORS	GPAF5CC WWBB, WWNN, CHI, TOR, MTL, DET, BOS

\*\*\*\*THESE ARE THE STOCK  
 SPECS; SR & INT TOTAL  
 CUSTOM & SR TOTAL  
 CUSTOM PRO CAN ALSO  
 BE ORDERED WITH  
 CUSTOM SPECIFICATIONS.



GPAF5 - LAUNCH DATE

GPAF9 - LAUNCH DATE

GPAF5 - LAUNCH DATE





NEW

**GMAXF  
AXIS XF  
GLOVE**

LITECORE  
FORMFIT FLEXMOTION  
CROSSFORM STRAP



SIZES	SR	REGULAR, FULL RIGHT	\$
	INT	REGULAR, FULL RIGHT (CUSTOM ONLY)	\$

NEW

**GMAF9  
AXIS F9  
GLOVE**

LITECORE  
FORMFIT  
CROSSFORM STRAP  
FLEXMOTION

SIZES	SR	REGULAR, FULL RIGHT	\$
	INT	REGULAR, FULL RIGHT	\$

NEW

**GMAF5  
AXIS F5  
GLOVE**

LITECORE  
FORMFIT  
CROSSFORM STRAP  
FLEXMOTION

SIZES	SR	REGULAR, FULL RIGHT	\$
	JR	REGULAR, FULL RIGHT	\$

TECHNOLOGIES	LITECORE FORM FIT CROSS FORM STRAP	D3O® FLEXMOTION	TECHNOLOGIES	LITECORE FORM FIT CROSS FORM STRAP FLEXMOTION	LITECORE™ FORM FIT CROSS FORM STRAP FLEXMOTION
CUFF / THUMB	LITECORE™ Lightweight injection-molded one-piece cuff design.		CUFF / THUMB	LITECORE™ Lightweight one-piece cuff design.	
BREAK ANGLE	591 Based off the reliable 590 angle and shape, but redesigned for enhanced, closure, feel and responsiveness.		BREAK ANGLE	591 Based off the reliable 590 angle and shape, but redesigned for enhanced, closure, feel and responsiveness.	
CLOSURE	UPDATED BREAK DESIGN, PALM STIFFNESS, T INTEGRATION AND BACKHAND FOR OUR BEST OFF THE SHELF OPENING & CLOSURE.		CLOSURE	UPDATED BREAK DESIGN, PALM STIFFNESS, T INTEGRATION AND BACKHAND FOR OUR BEST OFF THE SHELF OPENING & CLOSURE.	
PALM STIFFNESS	GAME-READY FIT + D3O® PROTECTION New game-ready feel for easier closure with high impact protection.		PALM STIFFNESS	GAME-READY FIT + LAYERED FOAM PROTECTION New game-ready feel for easier break-in and good shot absorption.	
STRAPPING	CROSS FORM STRAP Secures the back of the hand via multiple attachment points for greater responsiveness while allowing for greater wrist mobility.		STRAPPING	CROSS FORM STRAP Secures the back of the hand via multiple attachment points for greater responsiveness while allowing for greater wrist mobility.	
FINGER AREA	FORM FIT WITH PINKY AND INDEX FINGER FIT SYSTEM Heat-activated foam designed for customized feel and optimal responsiveness with adjustable fit system.		FINGER AREA	FORM FIT WITH PINKY AND INDEX FINGER FIT SYSTEM Heat-activated foam designed for customized feel and optimal responsiveness with adjustable fit system.	
CUFF	FLEXMOTION New cuff design for full range of motion and adjustable coverage.		CUFF	FLEXMOTION New cuff design for full range of motion and adjustable coverage.	
POCKET	DOUBLE STRAIGHT TEE Optimal puck absorption and tracking.		POCKET	DOUBLE STRAIGHT TEE Optimal puck absorption and tracking.	
BACKHAND GUARD	HD FLEXMOTION New segmented design for easier opening and closing with high impact protection.		BACKHAND GUARD	FLEXMOTION New segmented design for easier opening and closing with impact protection.	
PALM AND LINER	SUREGRIP PALM Comfort fit with added texture and tackiness for great feel and added control.		PALM AND LINER	SUREGRIP PALM Comfort fit with added texture and tackiness for great feel and added control.	
COLORS	WWWW, CUSTOM		COLORS	WWWW	
BOOKING COLORS	N / A		BOOKING COLORS	GMAF9CC WWBB, WWNN, CHI, TOR, MTL, DET, BOS	
COLORS	WWWW, CUSTOM		COLORS	WWWW	
BOOKING COLORS	N / A		BOOKING COLORS	GMAF5CC WWWW, WWNN, CHI, TOR, MTL, DET, BOS	

\*\*\*\*THESE ARE THE STOCK SPECS, SR & INT TOTAL CUSTOM & SR TOTAL CUSTOM PRO CAN ALSO BE ORDERED WITH CUSTOM SPECIFICATIONS.



GMAXF - LAUNCH DATE



GMAF9 - LAUNCH DATE



GMAF5 - LAUNCH DATE





**NEW**  
**GBAXF**  
**AXIS XF**  
**BLOCKER**

FLEXMOTION  
 LITECORE



SIZES	SR	REGULAR, FULL RIGHT	\$
	INT	REGULAR, FULL RIGHT (CUSTOM ONLY)	\$



**NEW**  
**GBAF9**  
**AXIS F9**  
**BLOCKER**

LITECORE  
 FLEXMOTION

SIZES	SR	REGULAR, FULL RIGHT	\$
	INT	REGULAR, FULL RIGHT	\$



**NEW**  
**GBAF5**  
**AXIS F5**  
**BLOCKER**

LITECORE  
 FLEXMOTION

SIZES	SR	REGULAR, FULL RIGHT	\$
	JR	REGULAR, FULL RIGHT	\$

TECHNOLOGIES	TECHNOLOGIES	TECHNOLOGIES
LITECORE D30® FLEXMOTION	LITECORE™ FLEXMOTION	LITECORE™ FLEXMOTION
<b>PALM POSITION</b> CENTERED PALM POSITION Balanced feel.	<b>PALM POSITION</b> CENTERED PALM POSITION Balanced feel.	<b>PALM POSITION</b> CENTERED PALM POSITION Balanced feel.
<b>PALM</b> PRO-STYLE NASH® PALM Layered palm with optimal comfort, feel and durability.	<b>PALM</b> REINFORCED NASH® Great feel and durability.	<b>PALM</b> REINFORCED NASH® Great feel and durability.
<b>SIDE WALL PROTECTION</b> MOLDED X-STIFF SIDEWALL WITH STRAIGHT FINGER PROTECTION Re-designed for added strength with enhanced mobility, coverage, and protection.	<b>SIDE WALL PROTECTION</b> STIFF SIDEWALL WITH STRAIGHT FINGER PROTECTION Re-designed for enhanced mobility, coverage, and protection.	<b>SIDE WALL PROTECTION</b> STIFF SIDEWALL WITH STRAIGHT FINGER PROTECTION Re-designed for great mobility and coverage.
<b>FINGER PROTECTORS</b> HD FOAM WRAP + D30® PROTECTION Ergonomic design with optimal impact protection.	<b>FINGER PROTECTORS</b> HIGH-DENSITY FOAM WRAP Ergonomic design with great impact protection.	<b>FINGER PROTECTORS</b> LOW-DENSITY FOAM WRAP Wraps the fingers for full coverage and protection.
<b>BLOCKING BOARD</b> LITECORE Lightweight balance with a molded core for extremely powerful rebounds off the blocker face.	<b>BLOCKING BOARD</b> LITECORE™ Lightweight balance with increased rebound force off the blocker face.	<b>BLOCKING BOARD</b> LITECORE™ Lightweight feel and built to direct out rebounds.
<b>CUFF</b> FLEXMOTION Strategic segmentation and adjustability for greater range of motion.	<b>CUFF</b> FLEXMOTION Strategic segmentation and adjustability for greater range of motion.	<b>CUFF</b> FLEXMOTION Strategic segmentation and adjustability for greater range of motion.
<b>COLORS</b> WWWW, CUSTOM	<b>COLORS</b> WWWW	<b>COLORS</b> WWWW
<b>BOOKING COLORS</b> N / A	<b>BOOKING COLORS</b> GBAF9CC WWWW, WWNN, CHI, TOR, MTL, DET, BOS	<b>BOOKING COLORS</b> GBAF5CC WWWW, WWNN, CHI, TOR, MTL, DET, BOS

\*\*\*\*THESE ARE THE STOCK SPECS; SR & INT TOTAL CUSTOM & SR TOTAL CUSTOM PRO CAN ALSO BE ORDERED WITH CUSTOM SPECIFICATIONS.

STOCK COLOR



WWWW (SR ONLY)

STOCK COLOR



WWWW

BOOKING COLORS GBAF9CC



WWBB WWNN CHIC TOR MTL DET BOS

STOCK COLOR



WWWW

BOOKING COLORS GBAF5CC



WWBB WWNN CHIC TOR MTL DET BOS



AXIS XF PRO - CUSTOM

\* CUSTOM COLOR SHOWN AND MANY OTHER COLORS AVAILABLE



**GPEFX6  
EFLEX 6  
GOAL PADS**

DRS PRO  
DYNAMIC RESPONSE SYSTEM  
DUALITECORE  
TECHNOLOGY  
CONTROL  
REBOUND

QMSS<sup>2</sup>  
SPEEDSKIN

<b>SIZES</b>	SR 33+1, 34+1, 34+2, 35+2, CUST.	\$
	INT CUST. ONLY	\$



**GPE6.9  
EFLEX 6.9  
GOAL PADS**

DRS  
DYNAMIC RESPONSE SYSTEM  
DUALITECORE  
TECHNOLOGY

QMSS<sup>2</sup>  
SPEEDSKIN

<b>SIZES</b>	SR 33+1, 34+1, 34+2, 35+2	\$
	INT 30+1, 31+1, 32+1	\$



**GPE6.5  
EFLEX 6.5  
GOAL PADS**

DRS  
DYNAMIC RESPONSE SYSTEM  
DUALITECORE  
TECHNOLOGY

QMSS<sup>2</sup>  
SPEEDSKIN


<b>SIZES</b>	SR 32+1, 33+1, 34+1	\$
	JR 26+1, 28+1, 30+1	\$

TECHNOLOGIES	DRS DYNAMIC RESPONSE SYSTEM PRO DUALITECORE TECHNOLOGY CONTROL REBOUND TECHNOLOGY QUICK MOTION STRAP SYSTEM 2 SPEED SKIN	TECHNOLOGIES	DRS DYNAMIC RESPONSE SYSTEM DUALITECORE TECHNOLOGY QUICK MOTION STRAP SYSTEM 2 SPEED SKIN	TECHNOLOGIES	DRS DYNAMIC RESPONSE SYSTEM DUALITECORE TECHNOLOGY QUICK MOTION STRAP SYSTEM 2 SPEED SKIN
FLEX PROFILE	PRE-CURVED SINGLE INNER, SINGLE BREAK OUTER Flexible feel while providing great butterfly closure.	FLEX PROFILE	PRE-CURVED SINGLE INNER, SINGLE BREAK OUTER Flexible feel while providing great butterfly closure.	FLEX PROFILE	PRE-CURVED SINGLE INNER, SINGLE BREAK OUTER Flexible feel and built for easier butterfly closure.
KNEE STACK	DRS DYNAMIC RESPONSE SYSTEM PRO HD one-piece landing zone for optimized seal and stability, and high-performance speed across the crease. Internal foam layering for strategic impact absorption.	KNEE STACK	DRS DYNAMIC RESPONSE SYSTEM HD one-piece landing zone built for excellent seal and stability to move with power and speed, with enhanced impact absorption.	KNEE STACK	DRS DYNAMIC RESPONSE SYSTEM One-piece landing zone for excellent seal and stability to move quickly and comfortably.
CORE CONSTRUCTION	DUALITECORE AND CONTROL REBOUND TECHNOLOGY Lightweight molded Pro core built for flexible feel below the knee with added stiffness in the thigh rise. Rebound foam built to control rebounds in tight, and direct harder shots out with precision.	CORE CONSTRUCTION	DUALITECORE + HD CORE Lightweight dual flex profile, built for flexible feel below the knee and added stiffness in the thigh rise. Rebound foam built for more control and precision.	CORE CONSTRUCTION	DUALITECORE Lightweight flexible feel built to move and react with every save.
LEG CHANNEL / STRAPPING	DEEP TIGHT FIT WITH QUICK MOTION STRAP SYSTEM 2 Responsive feel for maximum pad reactivity. Molded upper calf strap optimizes leg connectivity, positioning and pad rotation.	LEG CHANNEL / STRAPPING	DEEP TIGHT FIT WITH QUICK MOTION STRAP SYSTEM 2 Responsive feel for maximum pad reactivity. Upper calf strap optimizes leg connectivity, positioning and pad rotation.	LEG CHANNEL / STRAPPING	DEEP TIGHT FIT WITH QUICK MOTION STRAP SYSTEM 2 Reactionary feel for quick and easy pad rotation and recovery.
BOOT	90 DEGREE WITH SHALLOW CHANNEL + BUNGEE TOE SYSTEM Enhanced range of motion and connectivity for post seal and power pushes.	BOOT	90 DEGREE WITH SHALLOW CHANNEL + BUNGEE TOE SYSTEM Enhanced range of motion and connectivity for post seal and power pushes.	BOOT	90 DEGREE WITH SHALLOW CHANNEL + OFFSET (JR-ONLY) BUNGEE TOE STRING SYSTEM Easier to make contact the ice and push off for cross crease movements.
KNEE CRADLE	OPEN DESIGN WITH REMOVABLE KNEE CRADLE WRAP Allows for optimal interaction and rotational performance with knee pads.	KNEE CRADLE	OPEN DESIGN WITH REMOVABLE KNEE CRADLE WRAP Allows for optimal interaction and rotational performance with knee pads.	KNEE CRADLE	OPEN DESIGN WITH REMOVABLE KNEE CRADLE WRAP Allows for optimal interaction and rotational performance with knee pads.
STABILIZER	HD RAISED FLAT INSIDE EDGE DESIGN Maximized seal and stability for powerful cross-crease movements.	STABILIZER	HD RAISED FLAT INSIDE EDGE DESIGN Maximized seal and stability for powerful cross-crease movements.	STABILIZER	RAISED FLAT INSIDE EDGE DESIGN Seal and stability for easy cross-crease movements.
COLORS	WWWW (SR ONLY), CUSTOM	COLORS	WWWW	COLORS	WWWW
BOOKING COLORS	N/A	BOOKING COLORS	GPE6.9CC WWBB, WWNN, CHI, TOR	BOOKING COLORS	GPE6.5CC WWBB, WWNN, CHI, TOR


\*\*\*\*THESE ARE THE STOCK SPECS; SR & INT TOTAL CUSTOM & SR TOTAL CUSTOM PRO CAN ALSO BE ORDERED WITH CUSTOM SPECIFICATIONS.



STOCK COLOR BOOKING COLORS [GPE6.9CC]



STOCK COLOR BOOKING COLORS [GPE6.5CC]





**GMEFX6  
EFLX 6  
GLOVE**

LITECORE DURA-PALM  
FORMFIT FLEXMOTION<sup>2</sup>  
CROSSFORM STRAP

SIZES	SR	REGULAR, FULL RIGHT	\$
	INT	REGULAR, FULL RIGHT (CUSTOM ONLY)	\$

**GME6.9  
EFLX 6.9  
GLOVE**

LITECORE FORMFIT  
CROSSFORM STRAP  
FLEXMOTION<sup>2</sup>

SIZES	SR	REGULAR, FULL RIGHT	\$
	INT	REGULAR, FULL RIGHT	\$

**GME6.5  
EFLX 6.5  
GLOVE**

LITECORE FORMFIT  
CROSSFORM STRAP  
FLEXMOTION<sup>2</sup>

SIZES	SR	REGULAR, FULL RIGHT	\$
	JR	REGULAR, FULL RIGHT	\$

TECHNOLOGIES	LITECORE™ CROSS FORM STRAP DURA PALM FLEXMOTION <sup>2</sup>	FORM FIT D30®	TECHNOLOGIES	LITECORE™ FORM FIT CROSS FORM STRAP FLEXMOTION <sup>2</sup>	LITECORE™ FORM FIT CROSS FORM STRAP FLEXMOTION <sup>2</sup>
CUFF / THUMB	LITECORE™ Lightweight injection-molded one-piece cuff design.		CUFF / THUMB	LITECORE™ Lightweight one-piece cuff design.	LITECORE™ Lightweight one-piece cuff design with a kid-friendly feel.
BREAK ANGLE	<b>581</b> Inspired by the 580 angle and shape, but redesigned for enhanced, closure, feel and responsiveness.		BREAK ANGLE	<b>581</b> Inspired by the 580 angle and shape, but redesigned for enhanced, closure, feel and responsiveness.	<b>581</b> Inspired by the 580 angle and shape, but redesigned for enhanced, closure, feel and responsiveness.
PALM STIFFNESS	<b>GAME-READY FIT + D30® PROTECTION</b> Easy break-in with added high impact protection.		PALM STIFFNESS	<b>GAME-READY FIT + LAYERED FOAM PROTECTION</b> Easy break-in and puck absorption.	<b>GAME-READY FIT</b> Easy break-in.
STRAPPING	<b>CROSS FORM STRAP</b> Secures the back of the hand via multiple attachment points for greater responsiveness while allowing for greater wrist mobility.		STRAPPING	<b>CROSS FORM STRAP</b> Secures the back of the hand via multiple attachment points for greater responsiveness while allowing for greater wrist mobility.	<b>CROSS FORM STRAP</b> Secures the back of the hand via multiple attachment points for greater responsiveness while allowing for greater wrist mobility.
FINGER AREA	<b>FORM FIT WITH PINKY AND INDEX FINGER FIT SYSTEM</b> Responsive and adjustable fit system for a more personalized hand position, heat-activated foam helps to improve the fit, feel and break-in of the glove.		FINGER AREA	<b>FORM FIT WITH PINKY AND INDEX FINGER FIT SYSTEM</b> Responsive and adjustable fit system for a more personalized hand position, heat-activated foam helps to improve the fit, feel and break-in of the glove.	<b>FORM FIT WITH PINKY AND INDEX FINGER FIT SYSTEM</b> Comfortable and adjustable fit system for a more personalized feel, heat-activated foam helps to improve the fit, feel and break-in of the glove.
CUFF	<b>FLEXMOTION<sup>2</sup></b> Strategic flex points and layered protection for greater range of motion.		CUFF	<b>FLEXMOTION<sup>2</sup></b> Strategic flex points and layered protection for greater range of motion.	<b>FLEXMOTION<sup>2</sup></b> Strategic flex points and layered protection for greater range of motion.
POCKET	<b>DOUBLE STRAIGHT TEE</b> Better puck absorption and tracking.		POCKET	<b>DOUBLE STRAIGHT TEE</b> Better puck absorption and tracking.	<b>DOUBLE STRAIGHT TEE</b> Better puck absorption and tracking.
BACKHAND GUARD	<b>HD FLEXMOTION® BACKHAND</b> Strategic tri-flex design and high impact protection.		BACKHAND GUARD	<b>HD FLEXMOTION® BACKHAND</b> Strategic tri-flex design with strong impact protection with mobility.	<b>FLEXMOTION® BACKHAND</b> Impact protection with tri-flex design for easy closure.
PALM AND LINER	<b>DURA PALM WITH POLYGIENE ODORCRUNCH™</b> Featuring AX Suede with Suregrip for enhanced feel and comfort, with added odor management.		PALM AND LINER	<b>SUREGRIP PALM</b> Comfort, feel and added control.	<b>SUREGRIP PALM</b> Comfort, feel and added control.
COLORS	<b>WWWW, CUSTOM</b>		COLORS	<b>WWWW</b>	<b>WWWW</b>
BOOKING COLORS	<b>N / A</b>		BOOKING COLORS	<b>GME6.9CC WWBB, WWNN, CHI, TOR</b>	<b>GME6.5CC WWWW, WWNN, CHI, TOR</b>

\*\*\*\*THESE ARE THE STOCK SPECS, SR & INT TOTAL CUSTOM & SR TOTAL CUSTOM PRO CAN ALSO BE ORDERED WITH CUSTOM SPECIFICATIONS.

STOCK COLOR WWWW (SR ONLY)

STOCK COLOR WWWW

BOOKING COLORS [GME6.9CC]

WWBB WWNN CHI TOR

STOCK COLOR WWWW

BOOKING COLORS [GME6.5CC]

WWBB WWNN CHI TOR



**GBFX6  
EFLEX 6  
BLOCKER**

LITECORE  
DURA-PALM  
FLEXMOTION<sup>2</sup>



SIZES	SR	REGULAR, FULL RIGHT	\$
	INT	REGULAR, FULL RIGHT (CUSTOM ONLY)	\$

TECHNOLOGIES  
LITECORE™  
DURAPALM  
D30®  
FLEXMOTION<sup>2</sup>

PALM POSITION  
CENTERED PALM POSITION  
Balanced feel.

PALM  
DURA PALM WITH POLYGIENE ODORCRUNCH™  
AX Suede for optimal comfort and feel,  
with greater odor management.

SIDE WALL PROTECTION  
MOLDED X-STIFF SIDEWALL WITH  
STRAIGHT FINGER PROTECTION  
High-impact protection and strength.

FINGER PROTECTORS  
HD FOAM WRAP + D30® PROTECTION  
Optimal impact protection.

BLOCKING BOARD  
LITECORE™ WITH HD CORE DESIGN  
Lightweight balance and powerful rebounds  
off the blocker face.

CUFF  
FLEXMOTION<sup>2</sup>  
Strategic segmentation and adjustability  
for greater range of motion.

COLORS  
WWWW, CUSTOM

BOOKING COLORS  
N / A



**GBE6.9  
EFLEX 6.9  
BLOCKER**

LITECORE  
FLEXMOTION<sup>2</sup>

SIZES	SR	REGULAR, FULL RIGHT	\$
	INT	REGULAR, FULL RIGHT	\$

TECHNOLOGIES  
LITECORE™  
FLEXMOTION<sup>2</sup>

PALM POSITION  
CENTERED PALM POSITION  
Balanced feel.

PALM  
REINFORCED GREY NASH®  
Great feel and durability.

SIDE WALL PROTECTION  
STIFF SIDEWALL WITH  
STRAIGHT FINGER PROTECTION  
Provides strong impact protection.

FINGER PROTECTORS  
HIGH-DENSITY FOAM WRAP  
Provides great impact protection.

BLOCKING BOARD  
LITECORE™  
Lightweight balance with rebound  
pop off the blocker face.

CUFF  
FLEXMOTION<sup>2</sup>  
Strategic segmentation and adjustability  
for greater range of motion.

COLORS  
WWWW

BOOKING COLORS  
GBE6.9CC  
WWWW, WWNN, CHI, TOR



**GBE6.5  
EFLEX 6.5  
BLOCKER**

LITECORE  
FLEXMOTION<sup>2</sup>

SIZES	SR	REGULAR, FULL RIGHT	\$
	JR	REGULAR, FULL RIGHT	\$

TECHNOLOGIES  
LITECORE™  
FLEXMOTION<sup>2</sup>

PALM POSITION  
CENTERED PALM POSITION  
Balanced feel.

PALM  
REINFORCED GREY NASH®  
Great feel and durability.

SIDE WALL PROTECTION  
STIFF SIDEWALL WITH  
STRAIGHT FINGER PROTECTION  
Provides impact protection.

FINGER PROTECTORS  
LOW-DENSITY FOAM WRAP  
Provides impact protection.

BLOCKING BOARD  
LITECORE™  
Lightweight feel and built to direct out  
rebounds.

CUFF  
FLEXMOTION<sup>2</sup>  
Strategic segmentation and adjustability  
for greater range of motion.

COLORS  
WWWW

BOOKING COLORS  
GBE6.5CC  
WWWW, WWNN, CHI, TOR

\*\*\*\*THESE ARE THE STOCK  
SPECS; SR & INT TOTAL  
CUSTOM & SR TOTAL  
CUSTOM PRO CAN ALSO  
BE ORDERED WITH  
CUSTOM SPECIFICATIONS.

STOCK  
COLOR



WWWW  
(SR ONLY)

STOCK  
COLOR



WWWW

BOOKING COLORS [GBE6.9CC]



WWBB



WWNN



CHIC



TOR

STOCK  
COLOR



WWWW

BOOKING COLORS [GBE6.5CC]



WWBB



WWNN



CHIC



TOR




AP7000 \$  
**TOE BRIDGE HD / LACING**  
 COLOR: WHITE  
 PAIR



AP7006 \$  
**SHIN STRAP**  
 COLOR: WHITE  
 PAIR



AP7010 \$  
**LEATHER BOOT STRAP KIT**  
 COLOR: WHITE  
 PAIR



AP7008 \$  
**KNEE CRADLE ELASTIC /VELCRO**  
 COLOR: WHITE  
 PAIR



AP7015 \$  
**KNEE CRADLE WRAP**  
 COLOR: WHITE  
 PAIR

AP7011 \$  
**QK5 BOOT STRAP KIT**  
 COLOR: WHITE  
 PAIR



AP7017 \$  
**DRS KNEE ELASTIC**  
 COLOR: WHITE  
 PAIR



AP7012  
**TOE ELASTIC KIT SR**  
 COLOR: WHITE  
 PAIR  
 FITS WITH AXIS 2/2.9 & EFLEX 6/6.9/6.5 SR & IN PADS



**NEW**  
 AP7018 \$  
**HYBRID TOE ELASTIC KIT SR**  
 COLOR: WHITE  
 PAIR  
 FITS WITH SR & IN PADS

AP7016  
**TOE ELASTIC KIT JR**  
 COLOR: WHITE  
 PAIR  
 FITS WITH AXIS 2.5 AND EFLEX 6.5 JR PADS

**NEW**  
 AP7019 \$  
**HYBRID TOE ELASTIC KIT JR**  
 COLOR: WHITE  
 PAIR  
 FITS WITH JR PADS

# YTFLEX 3

## YOUTH GEAR

EVEN THE SMALLEST GOALIES HAVE BIG DREAMS. WITH THE YTFLEX 3, THEY'LL BE ABLE TO LEARN HOW TO MAKE SAVES LIKE THEIR FAVORITE GOALIES. WHETHER IT'S THEIR FIRST TIME IN GOALIE GEAR, OR THEY'RE SHIFTING TOWARDS BECOMING FULL-TIME PUCK STOPPERS, YTFLEX 3 IS BUILT TO HELP THEM MAKE EVERY SAVE WITH CONFIDENCE!

TECH 001

### EASY TO LEARN DESIGN

YTFLEX 3 IS DESIGNED TO HELP GOALIES LEARN THE INS AND OUTS OF BEING A GOALIE. WITH PRODUCT FEATURES THAT HELP THEM LEARN HOW TO BUTTERFLY, PUSH AND SLIDE ACROSS THE CREASE, AND HOW TO HANDLE THOSE SNEAKY SHOTS UP HIGH, THEY'LL BE HAVING FUN AND GETTING BETTER WITH EVERY SAVE.

TECH 002

### PARENT-FRIENDLY FEATURES

WITH FEATURES THAT ARE DESIGNED TO HELP GOALIES GET DRESSED QUICKLY AND EASILY, EVEN FIRST-TIME GOALIE PARENTS WILL BE ABLE TO HELP THEIR TINY TENDY GET READY. PLUS, WITH LOTS OF ADJUSTABILITY, IT CAN ADAPT TO THE GROWING GOALIE!



GPYFX3 \$  
**YTFLEX 3**  
GOAL PADS

SIZES YT 20", 22", 24", 26"

FLEX PROFILE	<b>FLEXIBLE SINGLE BREAK</b> Mobile design to learn how to be a goalie with ease.
BOOT CHANNEL	<b>SHALLOW SOFT</b> Responsive feel between the skate and the pads.
LEG CHANNEL & STRAPPING	<b>TIGHT-FIT WITH FLY STRAP SYSTEM</b> Easy parent-friendly Velcro strapping that helps the pads move in sync with the goalie.
KNEE CRADLE	<b>ADPT FIT</b> Customized fit for enhanced comfort all game long, even as the goalie grows.
PAD FACE	<b>FLAT FACE DESIGN</b> Helps the goalie learn how to direct out rebounds with control.
KNEE STACK	<b>QUICK STACK</b> Gives the goalie extra balance and seal along the ice so no pucks squeak through.
TOE BRIDGE	<b>OFFSET DESIGN</b> Helps the goalie get their skate to the ice for easy side to side pushes.
COLORS	WHITE / BLACK
BOOKING COLORS	GPYFX3CC WHITE / RED, WHITE / ROYAL



GMYFX3 \$  
**YTFLEX 3**  
GLOVE

SIZES YT REGULAR, FULL RIGHT


CUFF / THUMB	<b>ONE PIECE</b> Gives the goalie extra coverage and protection.
BREAK ANGLE	<b>591</b> Helps the goalie snag pucks out of the air.
PALM STIFFNESS	<b>GAME READY</b> Easy to close design.
POCKET	<b>SINGLE STRAIGHT TEE</b> Big pocket to make big saves.
INNER PALM	<b>FELT &amp; FOAM</b> Helps absorb puck impact.
COLORS	WHITE / BLACK
BOOKING COLORS	GMYFX3CC WHITE / RED, WHITE / ROYAL



GBYFX3 \$  
**YTFLEX 3**  
BLOCKER

SIZES YT REGULAR, FULL RIGHT

FRONT	<b>PRE-CURVED SHAPE</b> Makes rebound control look easy.
PALM POSITION	<b>CENTERED PALM POSITION</b> Balanced feel.
PALM	<b>NASH® WITH MESH GUSSET</b> Maximum comfort and feel.
THUMB PROTECTOR	<b>MOLDED THUMB</b> Make big saves and stay protected.
FINGER PROTECTORS	<b>LOW-DENSITY FOAM WRAP</b> Keep your fingers protected too.
BLOCKING BOARD	<b>FOAM/PLASTIC</b> Deflect rebounds out of harm's way.
COLORS	WHITE / BLACK
BOOKING COLORS	GBYFX3CC WHITE / RED, WHITE / ROYAL







**ACPADDEDJ** \$  
**YTFLEX**  
**PADDED JERSEY**

DESIGNED FOR PLAYERS TRYING OUT GOALTENDING.  
EASY FIT FOR WEARING OVER PLAYER SHOULDER PADS AND ELBOW PADS.\*

**SIZES** YT OSFA

**PADDING** ADDED FOAM PADDING IN COMMON IMPACT AREAS.

**FIT** LOOSE FIT WITH FLEXIBLE FOAM PADDING MAKING IT EASY TO MOVE FROM SAVE TO SAVE.  
\*Built for very recreational youth hockey, we recommend upgrading to the YTFlex 3 chest protector when the level of play increases and the player makes the shift to becoming a goalie.



**ABYFX3** \$  
**YTFLEX 3**  
**CHEST PROTECTOR**

**SIZES** YT S/M, L/XL

<b>SIZING SPEC</b>	
YT S/M: CHEST: 9" ARM: 12"	YT L/XL: CHEST: 11" ARM: 14"

- STERNUM & CHEST** **PE FOAM**  
Keeps the goalie safe from high shots.
- SHOULDER WINGS & CAPS** **SEGMENTED SQUARE DESIGN**  
Gives the goalie coverage and mobility.
- BODY & RIBS** **3-PIECE CONSTRUCTION**  
Helps the goalie move, while keeping the body protected from all angles.
- BICEP / FOREARM** **FLEXIBLE FOAM**  
Built to keep the goalie safe, while also helping them stay mobile.
- ELBOW** **ANATOMICAL ELBOW CUP**  
Provides great fit.
- STRAPPING** **ADJUSTABLE VELCRO**  
Customized to keep the goalie safe and comfortable.



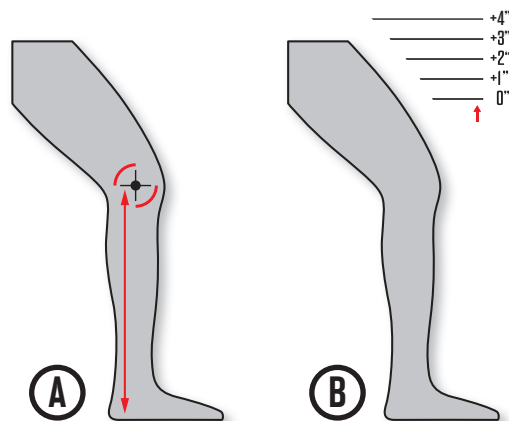
**HPGYF3** \$  
**YTFLEX 3**  
**GOALIE PANT**

**SIZES** YT S/M, L/XL

<b>SIZING SPEC</b>	
YT S/M: WAIST: 18"-20"	YT L/XL: WAIST: 20"-22"

- WAIST** **TAPERED FIT**  
Comfortable and stays in place.
- THIGH PROTECTION** **2-PIECE MOLDED FOAM**  
Provides the goalie with protection and coverage.
- HIP / GROIN PROTECTION** **SEGMENTED FOAM**  
Lightweight and mobile impact protection.
- SPINE** **SEGMENTED FOAM**  
Increased comfort and fit.
- MATERIAL** **200D NYLON WITH STRETCH ZONES**  
Increases durability and mobility.
- COLOR** **BLACK**

# GOALIE FIT GUIDE



## GOALIE LEG PAD

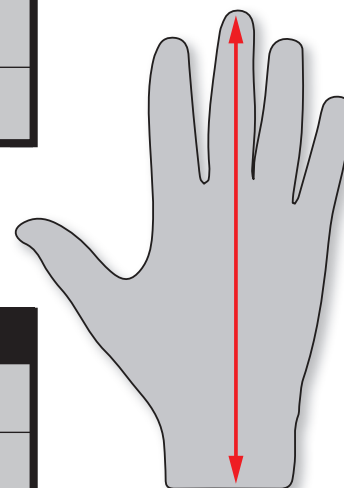
1. Measure the distance from the floor (bare foot) to the middle of the knee cap, straight up, knee slightly bent.
2. Take the height of the goalie.
3. Look at the chart and try size accordingly.
4. Thigh rise sizing are based off goalie's personal preference.

PADS	PAD SIZE - IN																											
	20"	21"	22"	23"	24"	26"	28"	29"	30"	31"	31"	32"	32"	33"	33"	34"	34"	35"	35"	36"	36"	37"	37"					
GOALIE'S HEIGHT (M)	1m17	1m22	1m27	1m32	1m42	1m47	1m52	1m57	1m63	1m68	1m70	1m73	1m75	1m78	1m80	1m83	1m85	1m88	1m91	1m93	1m96	1m98	2m00					
GOALIE'S HEIGHT (FT)	3'10"	4'0"	4'2"	4'4"	4'8"	4'10"	5'0"	5'2"	5'4"	5'6"	5'7"	5'8"	5'9"	5'10"	5'11"	6'0"	6'1"	6'2"	6'3"	6'4"	6'5"	6'6"	6'7"					
FLOOR TO KNEE MEASUREMENT (CM)	33.0 or less	33.0	34.3	35.6	36.8	38.1	39.4	40.6	41.9	43.2	44.5	45.7	47	48.3	49.5	50.8	52.1	53.3	54.6	55.9	57.2	58.4	59.7	61	62.2			
FLOOR TO KNEE MEASUREMENT (IN)	13" or less	13"	13.5"	14"	14.5"	15"	15.5"	16"	16.5"	17"	17.5"	18"	18.5"	19"	19.5"	20"	20.5"	21"	21.5"	22"	22.5"	23"	23.5"	24"	24.5"			
THIGH RISE MEASUREMENT ABOVE THE KNEE GAP (+IN)	0"											0"	9.5"	9.5"	10"	10"	10.5"	10.5"	11"	11"	11.5"	11.5"	12"	12"	12"			
	+0.5"											10"	10"	10.5"	10.5"	11"	11"	11.5"	11.5"	12"	12"	12.5"	12.5"	13"	13"			
	+1.0"											10.5"	10.5"	11"	11"	11.5"	11.5"	12"	12"	12.5"	12.5"	13"	13"	13.5"	13.5"			
	+1.5"											11"	11"	11.5"	11.5"	12"	12"	12.5"	12.5"	13"	13"	13.5"	13.5"	14"	14"			
	+2.0"											11.5"	11.5"	12"	12"	12.5"	12.5"	13"	13"	13.5"	13.5"	14"	14"	14.5"	14.5"			
	+2.5"											12"	12"	12.5"	12.5"	13"	13"	13.5"	13.5"	14"	14"	14.5"	14.5"	15"	15"			
	+3.0"											12.5"	12.5"	13"	13"	13.5"	13.5"	14"	14"	14.5"	14.5"	15"	15"	15.5"	15.5"			
+3.5"											13"	13"	13.5"	13.5"	14"	14"	14.5"	14.5"	15"	15"	15.5"	15.5"	16"	16"				
+4.0"											13.5"	13.5"	14"	14"	14.5"	14.5"	15"	15"	15.5"	15.5"	16"	16"	16"	16"				

## GOALIE GLOVE

Measure the distance from the middle finger tip to the bottom of your palm.

GLOVE	SENIOR	INTERMEDIATE	JUNIOR	YOUTH
HAND SIZE (CM)	18 - 21.5	15 - 18	14 - 16.5	11.5 - 14
HAND SIZE (IN)	7" - 8.5"	6" - 7"	5.5" - 6.5"	4.5" - 5.5"



## GOALIE BLOCKER

Measure the distance from the middle finger tip to the bottom of your palm.

BLOCKER	SENIOR	INTERMEDIATE	JUNIOR	YOUTH
HAND SIZE (CM)	18 - 21.5	15 - 18	14 - 16.5	11.5 - 14
HAND SIZE (IN)	7" - 8.5"	6" - 7"	5.5" - 6.5"	4.5" - 5.5"

## GOALIE ARM & BODY

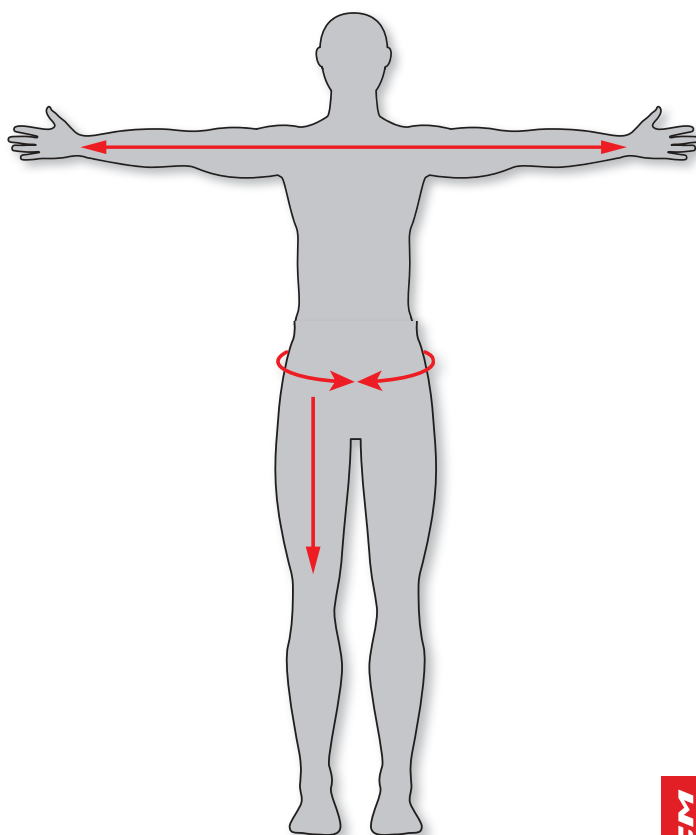
Measure the distance from wrist to wrist.

ARM & BODY	CCM PRO				EFLEX 6						EFLEX 6.9						EFLEX 6.5		
	FIT 1 SR	FIT2 SR	FIT3 SR	FIT4 SR	M INT	L INT	S SR	M SR	L SR	XL SR	S INT	M INT	L INT	S SR	M SR	L SR	XL SR	S/M JR	L/XL JR
GOALIE'S HEIGHT (CM)	163 173	173 183	183 191	191+	155 160	160 165	165 173	173 180	180 191	191+	147 155	155 160	160 165	165 173	173 180	180 191	191+	122 135	135 147
GOALIE'S HEIGHT (FT)	5'4" 5'8"	5'8" 6'0"	5'11" 6'3"	6'3"+	5'1" 5'3"	5'3" 5'5"	5'5" 5'8"	5'8" 5'11"	5'11" 6'3"	6'3"+	4'10" 5'1"	5'1" 5'3"	5'3" 5'5"	5'5" 5'8"	5'8" 5'11"	5'11" 6'3"	6'3"+	4'0" 4'5"	4'5" 4'10"
MIN ARM SPAN (CM)	138 145	138 145	145 157	157 166	122 129	129 135	135 141	141 147	147 156	156 164	114 122	122 129	129 135	135 141	141 147	147 156	156 164	96 105	105 114
MIN ARM SPAN (IN)	54.5 57	54.5 57	57 62	62 65.5	48 51	51 53	53 55.5	55.5 58	58 61.5	61.5 64.5	45 48	48 51	51 53	53 55.5	55.5 58	58 61.5	61.5 64.5	38 41.5	41.5 45

## GOALIE PANT

Measure the waist circumference along with the distance from your waist to the knee

PANTS	SENIOR				INTERMEDIATE			JUNIOR			YOUTH	
	S	M	L	XL	S	M	L	S/M	L/XL	OSFA	OSFA	
WAIST (CM)	71 81	81 92	86 97	97 107	69 74	71 76	74 79	61 69	59 64	56 61	51 56	
WAIST (IN)	28" 32"	32" 36"	34" 38"	38" 42"	27" 29"	28" 30"	29" 31"	24" 27"	23" 25"	22" 24"	20" 22"	
HIP TO KNEE (CM)	38 40	39 41	40 43	42 44	36 38	37 39	38 40	34 36	35 37	36 38	34	
HIP TO KNEE (IN)	15" 16"	15.5" 16.5"	16" 17"	16.5" 17.5"	14" 15"	14.5" 15.5"	15" 16"	13" 14"	13.5" 14.5"	14" 15"	13"	




# AXIS XF GOALIE MASK

INTRODUCING THE AXIS XF, OUR MOST INNOVATIVE AND PERFORMANCE-DRIVEN MASK YET. BENEATH THE SLEEK NEW LOOK IS TECHNOLOGY BUILT NOT ONLY TO PROTECT, BUT TO KEEP YOU PLAYING AT YOUR BEST FROM YOUR FIRST SAVE UNTIL YOUR LAST SAVE.



**FEEL COOLER  
PLAY SMARTER**

TECH 001



**NEST  
TECH** 

## **AER-TEC TECHNOLOGY FEATURING NEST TECH**

THE MOMENT YOU STEP ON THE ICE, YOU GIVE IT YOUR ALL. WE KNOW GOALIES WORK HARDER THAN ANYONE ON THE ICE, AND WITH THAT YOUR HEAD (& BODY) TEMPERATURE INCREASES QUICKLY AND THAT CAN IMPACT THE GAME-SAVING DETAILS YOU STRIVE TO MASTER. WITH GREATER BREATHABILITY AND AIRFLOW, YOU STAY IN THE ZONE WITH CONSISTENT REACTION TIME, FOCUS AND DECISION-MAKING ALL GAME LONG. AND IN A GAME OF MILLIMETERS, EVERY ADVANTAGE MATTERS.



## VENTILATION SYSTEM

TECH 002

### AER-TEC VENTILATION SYSTEM

STRATEGIC VENT HOLE SHAPE AND PLACEMENT TO MAXIMIZE AIRFLOW AND COMPLEMENT THE NEST-TECH LINER DESIGN.



TECH 003

### EXOSHELL COMPOSITE

STRONG, RESILIENT, AND BUILT TO WITHSTAND THE HIGHEST IMPACTS. WITH A CARBON FIBER DESIGN, AND TACTICAL DEFLECTION POINTS, YOU CAN STEP IN FRONT OF EVERY SHOT WITH CONFIDENCE.



TECH 004

### SHOCK DAMPENING SYSTEM

INSERTS ADDED BENEATH THE CAGE TO DISSIPATE IMPACT AND PROVIDE GREATER FORCE ABSORPTION.



# NEW AXIS XF MASK

\*\* AVAILABLE AT SELECT LOCATIONS ONLY \*\*

### NOW AVAILABLE IN TOTAL CUSTOM

STARTING WITH A PERSONALIZED HEAD SCAN, CCM CREATES A NEST TECH 3D PRINTED LINER TO GIVE YOU THE PREMIUM FIT AND COMFORT. FROM THERE, DIAL IN YOUR SPECS AND STYLE TO GET THE BEST-LOOKING AND BEST-PERFORMING MASK.



#### 1 SELECT YOUR SHELL COLOUR:



#### 2 SELECT YOUR STRAP COLOUR:



#### 3 SELECT YOUR CAGE STYLE:



#### 4 SELECT YOUR CAGE COLOUR:



#### 5 PERSONALIZE:





WHITE



BLACK



Non-certified Cat-Eye\*



Certified Cat-Eye\*

D3O<sup>2</sup>



## GFAXF AXIS XF GOALIE MASK

### SIZING SPECS

SMALL:	20 5/8 - 22 1/2 / 52.5 - 57 CM
MEDIUM:	21 3/4 - 23 5/8 / 55.5 - 60 CM
LARGE:	23 - 24 3/4 / 58.5 - 63 CM

### HAT SIZE

SMALL:	6 5/8 - 7 1/8	\$
MEDIUM:	7 - 7 1/2	\$
LARGE:	7 3/8 - 7 7/8	\$

TECHNOLOGIES D3O<sup>®</sup> / AER-TEC VENTILATION SYSTEM / NEST-TECH / EXOSHELL COMPOSITE

SHELL	EXOSHELL COMPOSITE CARBON FIBER WITH AER-TEC VENTILATION SYSTEM	Built for stiffness and resilience with strategic puck deflection design to protect from high impacts. Optimized vent hole shape and placement for maximum airflow.
LINER	AER-TEC TECHNOLOGY FEATURING NEST-TECH	Designed for an elite level of level of protection with the performance benefits of increased breathability & airflow.
CAGE COMPOSITION	STAINLESS STEEL WITH SHOCK DAMPENING SYSTEM	Maximum visibility with high impact protection and greater force absorption.
CAGE	**STRAIGHT FLAT BAR	Provides maximum visibility. Also available in Non-Certified Cat-Eye* (GFAXFNCCE) Replacement Cage: Certified Cat-Eye
ADJUSTMENT SYSTEM	3-POINT WEBBING STRAP ADJUSTMENT SYSTEM	Backplate fit system that creates even adjustment distribution for better fit & feel.
CHIN CUP	TRIPLE DENSITY FOAM WITH D3O <sup>®</sup>	Impact absorption and comfort.
SWEATBAND	MESH CONSTRUCTION WITH AER-TEC TECHNOLOGY	Maximum comfort and greater breathability.
CERTIFICATIONS	CSA, HECC, CE	
COLORS	WHITE BLACK *BOOKING ONLY	



WHITE



BLACK



Non-certified Cat-Eye\*



Certified Cat-Eye\*

D3O<sup>2</sup>



## GFAF9 AXIS F9 GOALIE MASK

### SIZING SPECS

X-SMALL:	20 - 21 5/8 / 51 - 53 CM
SMALL:	20 5/8 - 22 1/2 / 52.5 - 57 CM
MEDIUM:	21 3/4 - 23 5/8 / 55.5 - 60 CM
LARGE:	23 - 24 3/4 / 58.5 - 63 CM

### HAT SIZE

X-SMALL:	6 3/8 - 6 5/8	\$
SMALL:	6 5/8 - 7 1/8	\$
MEDIUM:	7 - 7 1/2	\$
LARGE:	7 3/8 - 7 7/8	\$

TECHNOLOGIES D3O<sup>®</sup> / AER-TEC VENTILATION SYSTEM / EXOSHELL FIBERGLASS / I.Q.SHION DRI

SHELL	EXOSHELL FIBERGLASS WITH AER-TEC VENTILATION SYSTEM	Added impact protection in the chin and forehead for additional strength, with strategic puck deflection design. Optimized vent hole shape and placement for maximum airflow.
LINER	AER-TEC TECHNOLOGY FEATURING D3O <sup>®</sup> AND I.Q.SHION DRI	VN liner with I.Q.Shion Dri and D3O <sup>®</sup> for impact protection and comfort, and shaped for added breathability & airflow.
CAGE COMPOSITION	STAINLESS STEEL WITH SHOCK DAMPENING SYSTEM	Maximum visibility with high impact protection and greater force absorption.
CAGE	**STRAIGHT FLAT BAR	Provides maximum visibility. Also available in Non-Certified Cat-Eye* (GFAF9NCCE) Replacement Cage: Certified Cat-Eye
ADJUSTMENT SYSTEM	3-POINT WEBBING STRAP ADJUSTMENT SYSTEM	Backplate fit system that creates even adjustment distribution for better fit & feel.
CHIN CUP	TRIPLE DENSITY FOAM WITH D3O <sup>®</sup>	Impact absorption and comfort.
SWEATBAND	MESH CONSTRUCTION WITH AER-TEC TECHNOLOGY	Maximum comfort and greater breathability.
CERTIFICATIONS	CSA, HECC, CE	
COLORS	WHITE BLACK *BOOKING ONLY	



WHITE

IMAGE COMING SOON

BLACK



JR/YT STRAPPING IS VELCRO

**NEW**  
**GFAF5**  
**AXIS F5**  
**GOALIE MASK**

**SIZING SPECS**

YT:	19 1/4 - 22 7/8 / 50 - 53 CM
JR:	20 7/8 - 22 7/8 / 52.5 - 57 CM
SR:	22 - 23 5/8 / 55.5 - 60 CM

**HAT SIZE**

YT:	6 1/4 - 6 5/8	\$
JR:	6 5/8 - 7 1/8	\$
SR:	7 - 7 1/2	\$

SHELL	POLYCARBONATE	Shaped for puck deflection in key impact zones. Strategic vent hole shape and placement for improved airflow.
LINER	MULTI-LAYERED VN FOAM	Built for protection, a comfortable fit and great feel all game long.
CAGE COMPOSITION	CARBON STEEL	Impact protection and great visibility.
CAGE	**STRAIGHT ROUND BAR	Provides maximum visibility.
ADJUSTMENT SYSTEM	EASY ADJUSTABLE FIT SYSTEM	SR: Multi-point adjustment system for great fit. JR/YT: Kid- & Parent-Friendly system for easy adjustments improved fit, and easier on/off of the mask.
CHIN CUP	ADJUSTABLE FOAM CHIN CUP	Designed for comfort.
SWEATBAND	TERRY CLOTH FABRIC	Comfort design.
CERTIFICATIONS	CSA, HECC, CE	
COLORS	WHITE, BLACK	

GRAPHIC	<b>GFAF5DEC - GRAPHICS</b>	YT \$
	WHITE / BLACK	JR \$
	WHITE / ROYAL	SR \$
	WHITE / RED	



WHITE / BLACK



WHITE / RED

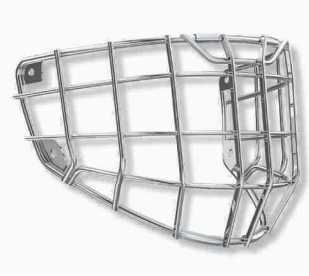


WHITE / ROYAL

\*\* Products carrying a Non-Certified designation do not meet the certification requirements of CSA and HECC. Not for sale in Canada.

CCM'S INDUSTRY-LEADING TEAM OF ENGINEERS, PRODUCT MANAGERS AND DESIGNERS ARE FOCUSED ON DEVELOPING HELMETS THAT ARE SAFE. SCIENTISTS INDICATE THAT BRAIN INJURIES AND CONCUSSIONS ARE MAINLY DUE TO LINEAR AND ROTATIONAL ACCELERATIONS OF THE BRAIN BUT SCIENCE HAS YET TO REACH A CONSENSUS ON THE QUESTION. NO HOCKEY HELMET CAN PREVENT OR ELIMINATE THE RISK OF HEAD INJURY, INCLUDING CONCUSSIONS

# AXIS XF SERIES ACCESSORIES



## GFMSTSTRX PRO STRAIGHT GOALIE CAGE


SIZES SR S, M, L

S CAGE FITS	M CAGE FITS	L CAGE FITS
GFAXF - S GFAF9 - XS, S GFAF5 JR	GFAXF - M GFAF9 - M GFAF5 SR	GFAXF - L GFAF9 - L

CONSTRUCTION STAINLESS STEEL WITH BUMPER PAINT PROTECTION

CAGE STRAIGHT BAR

COLORS WHITE, CHROME



## GFMSTNCCX PRO NON-CERTIFIED CAT-EYE GOALIE CAGE

NON CERTIFIED

SIZES SR S, M, L

S CAGE FITS	M CAGE FITS	L CAGE FITS
GFAXF - S GFAF9 - XS, S GFAF5 JR	GFAXF - M GFAF9 - M GFAF5 SR	GFAXF - L GFAF9 - L

CONSTRUCTION STAINLESS STEEL WITH BUMPER PAINT PROTECTION

CAGE NON-CERTIFIED CAT-EYE - USA / EU ONLY

COLORS WHITE, CHROME



## GFMSTCCX PRO CERTIFIED CAT-EYE GOALIE CAGE

CERTIFIED

SIZES SR S, M, L

S CAGE FITS	M CAGE FITS	L CAGE FITS
GFAXF - S GFAF9 - XS, S GFAF5 JR	GFAXF - M GFAF9 - M GFAF5 SR	GFAXF - L GFAF9 - L

CONSTRUCTION STAINLESS STEEL WITH BUMPER PAINT PROTECTION

CAGE CERTIFIED CAT-EYE

COLORS WHITE, CHROME



## NEW GFMCARSTRX YOUTH STRAIGHT GOALIE CAGE


SIZES YT ONE SIZE FITS ALL

YT CAGE FITS  
GFAF5 YT

CONSTRUCTION CARBON STEEL

CAGE STRAIGHT BAR

COLORS CHROME



## ACCESSORY KIT FOR USE WITH THE AXIS XF MASK

SNAP, STRAPS & ELASTIC BAND  
ADJUSTABLE GOALIE MASK SNAP WITH ELASTIC BAND FOR CCM AXIS XF AND AXIS F9.

ACMKITBGEX



BEIGE

ACMKITBLKX



BLACK

ACMKITCCX



ROYAL



RED



WHITE



FOR USE WITH THE AXIS XF MASK

## ACSWBANDX \$ GOALIE SWEATBAND

SIZES OSFA  
PACKS 2 UNITS/KIT

FAST-DRYING MESH CONSTRUCTION AND BREATHABLE DESIGN, FITS ALL CCM GOALIE MASK MODELS.

## ACCHINCUP \$ CHIN CUP

SIZES SR OSFA

ADJUSTABLE CHIN CUP FOR ALL CCM GOALIE MASK MODELS.




## TGCCM \$ GOALIE LEXAN THROAT GUARD

SIZES SR OSFA

PRO DESIGN LEXAN THROAT GUARD IMPROVES FREEDOM OF MOVEMENT. CLEAR MATERIAL WITH ANTI-FOG PROMOTES GREATER VISIBILITY.







## GFMSTLSTR PRO STRAIGHT GOALIE CAGE

SIZES	SR	S, M/L, XL
<b>S CAGE FITS</b>	<b>M/L CAGE FITS</b>	<b>XL CAGE FITS</b>
GFAXIS - S	GFAXIS - M, L	GFAXIS - XL
GFA1.9 - XS, S	GFA1.9 - M, L	
GFA1.5 - JR	GFA1.5 - SR	

CONSTRUCTION **STAINLESS STEEL WITH BUMPER PAINT PROTECTION**

CAGE **STRAIGHT BAR**

COLORS **WHITE, CHROME**



## GFMSTLNCCE PRO NON-CERTIFIED CAT-EYE GOALIE CAGE

**NON CERTIFIED**

SIZES	SR	S, M/L, XL
<b>S CAGE FITS</b>	<b>M/L CAGE FITS</b>	<b>XL CAGE FITS</b>
GFAXIS - S	GFAXIS - M, L	GFAXIS - XL
GFA1.9 - XS, S	GFA1.9 - M, L	
GFA1.5 - JR	GFA1.5 - SR	

CONSTRUCTION **STAINLESS STEEL WITH BUMPER PAINT PROTECTION**

CAGE **NON-CERTIFIED CAT-EYE - USA / EU ONLY**

COLORS **WHITE, CHROME**



## GFMSTLCCE PRO CERTIFIED CAT-EYE GOALIE CAGE


**CERTIFIED**

SIZES	SR	S, M/L, XL
<b>S CAGE FITS</b>	<b>M/L CAGE FITS</b>	<b>XL CAGE FITS</b>
GFAXIS - S	GFAXIS - M, L	GFAXIS - XL
GFA1.9 - XS, S	GFA1.9 - M, L	
GFA1.5 - JR	GFA1.5 - SR	

CONSTRUCTION **STAINLESS STEEL WITH BUMPER PAINT PROTECTION**

CAGE **CERTIFIED CAT-EYE**

COLORS **WHITE, CHROME**



## GFMCARSTR YOUTH STRAIGHT GOALIE CAGE

SIZES	YT	ONE SIZE FITS ALL
		<b>YT CAGE FITS</b>
		GFA1.5 YT

CONSTRUCTION **CARBON STEEL**

CAGE **STRAIGHT BAR**

COLORS **CHROME**



**SNAP & ELASTIC BAND**  
ADJUSTABLE GOALIE MASK SNAP WITH ELASTIC BAND FOR ALL CCM AXIS (2020) AND GFL MASKS.

**STRAPS**  
ADJUSTABLE GOALIE MASK STRAP FOR ALL CCM AXIS (2020) AND GFL MASKS.

**ACCESSORY KIT** BEIGE - ACMKITBGE \$  
BLACK - ACMKITBLK \$  
INCLUDES STRAPS AND SNAPS FOR GOALIE MASK



## ACSWBAND \$ GOALIE SWEATBAND

SIZES THICK - OSFA  
PACKS 2 UNITS/KIT

FAST-DRYING MESH CONSTRUCTION GOALIE MASK SWEATBANDS FOR ALL CCM GOALIE MASK MODELS.



## ACCHINCUP \$ CHIN CUP

SIZES SR OSFA

ADJUSTABLE CHIN CUP FOR ALL CCM GOALIE MASK MODELS.



## TGCCM \$ GOALIE LEXAN THROAT GUARD

SIZES SR OSFA

PRO DESIGN LEXAN THROAT GUARD IMPROVES FREEDOM OF MOVEMENT. CLEAR MATERIAL WITH ANTI-FOG PROMOTES GREATER VISIBILITY.

CCM'S INDUSTRY-LEADING TEAM OF ENGINEERS, PRODUCT MANAGERS AND DESIGNERS ARE FOCUSED ON DEVELOPING HELMETS THAT ARE SAFE. SCIENTISTS INDICATE THAT BRAIN INJURIES AND CONCUSSIONS ARE MAINLY DUE TO LINEAR AND ROTATIONAL ACCELERATIONS OF THE BRAIN BUT SCIENCE HAS YET TO REACH A CONSENSUS ON THE QUESTION. NO HOCKEY HELMET CAN PREVENT OR ELIMINATE THE RISK OF HEAD INJURY, INCLUDING CONCUSSIONS

\*\* Products carrying a Non-Certified designation do not meet the certification requirements of CSA and HECC. Not for sale in Canada.

# EFLEX 6 GOALIE SKATES

OWN THE CREASE AND DISRUPT SCORING CHANCES WITH THE NEW EFLEX 6 GOALIE SKATE. STARRING CCM'S EXCLUSIVE ONE-PIECE BOOT TECHNOLOGY, THESE SKATES WILL HAVE YOU MOVING IN ALL DIRECTIONS WITH THE AGILITY AND CONTROL YOU NEED TO KEEP PUCKS IN FRONT OF YOU. THE ADPT MEMORY FOAM TONGUE 2.0, COUPLED WITH THE ASYMMETRICAL BOOT COLLAR AND EQUIPPED WITH 10F27 STEP STEEL PROFILE, ALLOWS YOU TO BE COMFORTABLE AND NIMBLE ON YOUR FEET IN ORDER TO REACT IN ANY DIRECTION FOR A GAME-CHANGING SAVE.

## TECH 001

### ONE-PIECE BOOT

THE ONE-PIECE BOOT IS ALL ABOUT PURE PERFORMANCE. WITH THIS TECHNOLOGY, GOALIES GET MORE DIRECT ENERGY TRANSFER AND A CLOSER FIT, HELPING YOU MOVE POST-TO-POST QUICKER THAN EVER SO NOTHING GETS BY YOU.

## TECH 002

### ADPT MEMORY FOAM TONGUE 2.0

ULTIMATE COMFORT, MOLDING TO YOUR FOOT IN ANY POSITION, WITH OVER-INJECTED LACE-BITE FOR ADDED PROTECTION.

## TECH 003

### ASYMMETRICAL FLEX STANCE CONTOUR

A LOWER CUT BOOT COLLAR THAT IS PERFECTLY SHAPED, MOLDED MULTIPLE TIMES IN THE PRODUCTION PROCESS, GIVING YOU A DEEP FLEX AND ENHANCED AGILITY.





## SKEF6 EFLEX 6 GOALIE SKATES

HEAT MOLDABLE

SIZES	SR	7 - 11	REGULAR	FULL/HALF	\$
		7 - 10.5	REGULAR, WIDE	FULL/HALF	\$
	INT	4 - 6.5	REGULAR	FULL/HALF	\$



## SKE6.9 EFLEX 6.9 GOALIE SKATES

HEAT MOLDABLE

SIZES	SR	7 - 11,5	REGULAR	FULL/HALF	\$
	INT	4 - 6.5	REGULAR	FULL/HALF	\$
	JR	1 - 3.5	REGULAR	FULL/HALF	\$

**ONE PIECE BOOT**  
QUARTER PACKAGE All about performance and fit, the One-Piece Boot will have you moving post-to-post with more force, so nothing gets by you.

**ONE PIECE BOOT**  
QUARTER PACKAGE Goalies get more direct energy transfer and a closer fit for more powerful movements.

**MATERIAL**  
RFM COMPOSITE WITH LITE CORE  
NHL-caliber lightweight composite materials with a reinforced, lightweight core for added durability.

**MATERIAL**  
RFM COMPOSITE BLEND  
NHL-caliber lightweight composite blend.

**STIFFNESS**  
190  
Lightweight, stiff, and thermoformable core for ultimate skating performance.

**STIFFNESS**  
170  
Lightweight, stiff, and thermoformable core for ultimate skating performance.

**LINER**  
TOTALDRI PRO W/ POLYGIENE  
High-performance moisture-wicking material keeps feet dry and skates light, with excellent protection against odor, wear and rubbing.

**LINER**  
TOTALDRI PRO W/ POLYGIENE  
High-performance moisture-wicking material keeps feet dry and skates light, with excellent protection against odor, wear or rubbing.

**BOOT COLLAR**  
ASYMMETRIC FLEX STANCE  
Improved ankle mobility enhances forward flexion and enables the quickest movements with the least restriction.

**BOOT COLLAR**  
ASYMMETRIC FLEX STANCE  
Improved ankle mobility for the quickest movements with the least restriction.

**TONGUE**  
ADPT MEMORY FOAM 2.0  
Molds and adapts to the shape of your foot, with over injected lace-bite for incredible comfort and protection, designed to optimize forward flexion.

**TONGUE**  
FELT TONGUE WITH MOLDED LACE-BITE PROTECTION  
7mm felt with added foam for comfort and protection.

**MIDSOLE**  
LIGHTWEIGHT COMPOSITE MIDSOLE  
For superior energy transfer from boot to blade.

**MIDSOLE**  
LIGHTWEIGHT COMPOSITE MIDSOLE  
For superior energy transfer from boot to blade.

**FOOTBED**  
MOLDED DUAL-DENSITY CCM ORTHOLITE  
Ultra-lightweight comfort and superior support, using recycled EVA foam.

**FOOTBED**  
MOLDED CCM ORTHOLITE  
Ultra-lightweight comfort and superior support, using recycled EVA foam.

**VAMPING**  
ICEGRIP VAMPING  
Vulcanized rubber zone to accelerate change of direction and enhance boot durability.

**HOLDER**  
SPEEDBLADE XSG  
CCM quick-release holder with bladlock system.

**HOLDER**  
SPEEDBLADE XSG  
CCM quick-release holder with bladlock system.

**RUNNER**  
SPEEDBLADE XSG 10F27  
Provides a long-lasting edge for sustained performance with new 10F27 profile to encourage forward-leaning goalie stance.

**RUNNER**  
STEP STEEL 10F27  
Highest quality of steel with increased height, 3mm thickness, and new 10F27 blade profile to encourage forward-leaning goalie stance.



**SKE6.5  
EFLEX 6.5  
GOALIE SKATES**

HEAT MOLDABLE

SIZES	SR	7 - 11	REGULAR	FULL	\$
	INT	4 - 6	REGULAR	FULL	\$
	JR	1 - 3	REGULAR	FULL	\$
	YT	13.5	REGULAR	ONE SIZE ONLY	\$

**3D INJECTED BOOT**  
 QUARTER PACKAGE Ergonomic boot-shaping system for great comfort and new texturized finish for improved durability.

**130**  
 STIFFNESS Lightweight, stiff, and thermoformable core for ultimate skating performance.

**HD MICROFIBER**  
 LINER High resistance to wear with added EVA layer delivering major fit and comfort.

**FELT TONGUE WITH MOLDED LACE-BITE PROTECTION**  
 TONGUE 7mm felt with added foam for comfort and protection.

**MOLDED CCM FOOTBED**  
 FOOTBED Ultra-lightweight comfort and superior support, using recycled EVA foam.

**SPEEDBLADE XSG**  
 HOLDER CCM quick-release holder with bladelock system.

**CCM XSG 10F27**  
 RUNNER Provides a long-lasting edge for sustained performance with new 10F27 profile to encourage forward-leaning goalie stance.



# STEP®

DESIGNED FOR

## CCM

### STEP BLADES

STEP BLADES ARE MADE WITH PREMIUM GRADE STEEL, HELPING GOALIES BENEFIT FROM A PHENOMENAL GLIDE AND AN OUTSTANDING EDGE QUALITY. STEP BLADES ARE THE MOST TRUSTED IN HOCKEY.

THE COMBINATION OF THE CCM ONE-PIECE BOOT, CCM XSG HOLDER AND STEP BLADES CREATE THE ULTIMATE CONNECTION BETWEEN YOU AND THE ICE. THE 10F27 BLADE PROFILE ENCOURAGES A FORWARD-LEANING STANCE, PUTTING YOU IN THE BEST POSITION TO MAKE ANY SAVE.

GOALIE SKATES ACCESSORIES



3MM WIDTH RSTEPBG3

4MM WIDTH RSTEPBG4

### STEP BLACKSTEEL XS HOLDER

CARBON POLISHED COATING FINISH

PAIR



RSTEPBGF3

### STEP BLACKSTEEL 10F27 XS HOLDER

FORWARD-LEAN PROFILE

CARBON POLISHED COATING FINISH

PAIR



3MM WIDTH RSTEPG3

### STEP STEEL XS HOLDER

PAIR



RSTEPGF3

### STEP STEEL 10F27 XS HOLDER

FORWARD-LEAN PROFILE

PAIR

### BLADE LENGTH

XSG HOLDER	5	5.5	6	6.5	7	7.5	8	8.5	9	9.5	10	10.5	11	11.5	12	12.5
STEP BLACKSTEEL			250				266				282			298		
STEP STEEL			250				266				282			298		



# CCM XF PRO STICK



"MAKING ITS ENTRANCE ON THE ICE IS THE NEW CCM XF PRO, THE ULTIMATE GOALIE STICK THAT WILL GIVE YOU THE CONFIDENCE TO TAKE ON ANY SHOT AND MAKE THE SAVE OF THE GAME. THE XF PRO ENABLES LIGHTNING-FAST MOVEMENT AND PERFECT CONTROL, ALLOWING YOU TO MAKE SPLIT-SECOND DECISIONS AND MOVE WITH SHARP REFLEXES. THE SQUARE 'T' SHAPE AT THE TOP OF THE SHAFT TRANSFORMS IN A 'V' SHAPE NEAR THE PADDLE TO PROVIDE INCREASED COMFORT AND STABILITY, PREVENTING STICK ROTATION WHEN MAKING STICK SAVES. WE DIDN'T STOP THERE. THE NEW STEEP SHOULDER PADDLE SHAPE OF THE STICK IMPROVES YOUR HAND POSITION, GIVING YOU MAXIMUM LEVERAGE AND CONTROL OVER THE PUCK. YOU'LL BE ABLE TO MAKE LIGHTNING-QUICK SAVES AND KEEP YOUR TEAM IN THE GAME, NO MATTER WHAT THE COMPETITION THROWS YOUR WAY."

#### TECH 001

### ONE PIECE PADDLE-BLADE

COMPLETELY REDESIGNED PADDLE GEOMETRY NOW BUILT IN A SINGLE MOLE WITH THE BLADE, PROVIDING BETTER MATERIAL DISTRIBUTION AND INCREASED DURABILITY.

#### TECH 002

### VARIABLE "V" GEOMETRY WITH SHORTER SHAFT

UNIQUE DOUBLE GEOMETRY ON THE SHAFT THAT ENSURES TOTAL CONTROL WHEN PLAYING THE PUCK WHILE REDUCING STICK TWIST WHEN MAKING STICK SAVES.

#### TECH 003

### STEEP SHOULDER (SR) & DOUBLE STEEP SHOULDERS (INT)

NEW PADDLE SHOULDER GEOMETRY IMPROVES HAND POSITION.

#### TECH 004

### NEW PATTERN OFFERING

NOW OFFERING BOTH P1 AND P4 CURVES WITH SQUARE TOE FOLLOWING GOALTENDERS' PREFERENCES

PRODUCT HAS A HOLOGRAPHIC FINISH, COLORS MAY VARY FROM THE PICTURE.

NEW

HSGXFPC / HSGXFPP

XF PRO STICKS

NAMEBAR TAG

HSGXFPP - P1

LEFT - SR	24", 25", 26", 27"	LIGHT / DARK	STEEP SHOULDERS
LEFT - INT	23"	LIGHT / DARK	DOUBLE STEEP SHOULDERS

HSGXFPC - P4

LEFT - SR	24", 25", 26", 27"	LIGHT / DARK	STEEP SHOULDERS
LEFT - INT	23"	LIGHT / DARK	DOUBLE STEEP SHOULDERS
RIGHT - SR	24", 25", 26", 27"	LIGHT	STEEP SHOULDERS
RIGHT - INT	23"	LIGHT	DOUBLE STEEP SHOULDERS

PADDLE-BLADE TECHNOLOGY	ONE PIECE PADDLE-BLADE	Completely redesigned paddle geometry now built in a single mold with the blade, providing better material distribution and increased durability.
STICK TECHNOLOGY	NANOLITE SHIELD CARBON LAYERING	Cutting-edge technology that uses variable carbon fiber layers to create a lighter stick without sacrificing on durability.
FLEX PROFILE	NEW HIGH FLEX PROFILE	Combining a stiffer paddle and a softer shaft, this new flex profile has been developed to enable easier puck stopping along the board and zone clearances when needed.
SHOULDER SHAPE	STEEP SHOULDER (SR) & DOUBLE STEEP SHOULDERS (INT)	New paddle shoulder geometry improves hand position.
SHAFT GEOMETRY	VARIABLE "V" GEOMETRY WITH SHORTER SHAFT	Unique double geometry on the shaft that ensures total control inside or outside the crease while reducing stick twist.
MATERIAL	FULL SIGMATEX CONSTRUCTION	



NEW

HSGXFC / HSGXFP

XF STICKS

NAMEBAR TAG

HSGXFP - P1

LEFT - SR	24", 25", 26", 27"	LIGHT / DARK	STEEP SHOULDERS
-----------	--------------------	--------------	-----------------

HSGXFC - P4

LEFT - SR	24", 25", 26", 27"	LIGHT / DARK	STEEP SHOULDERS
LEFT - INT	23"	LIGHT / DARK	DOUBLE STEEP SHOULDERS
LEFT - JR	21"	LIGHT / DARK	DOUBLE STEEP SHOULDERS
RIGHT - SR	24", 25", 26"	LIGHT	STEEP SHOULDERS
RIGHT - INT	23"	LIGHT	DOUBLE STEEP SHOULDERS
RIGHT - JR	21"	LIGHT	DOUBLE STEEP SHOULDERS

PADDLE-BLADE TECHNOLOGY	ONE PIECE PADDLE-BLADE	Completely redesigned paddle geometry now built in a single mold with the blade, providing better material distribution and increased durability.
STICK TECHNOLOGY	PURE CARBON TECHNOLOGY	Carbon technology helping create a stick that's both light and strong.
FLEX PROFILE	NEW HIGH FLEX PROFILE	Combining a stiffer paddle and a softer shaft, this new flex profile has been developed to enable easier puck stopping along the board and zone clearances when needed.
SHOULDER SHAPE	STEEP SHOULDER (SR) & DOUBLE STEEP SHOULDERS (INT-JR)	Improves hand position and reduces weight.
SHAFT GEOMETRY	VARIABLE "V" GEOMETRY WITH SHORTER SHAFT	Unique double geometry on the shaft that ensures total control inside or outside the crease while reducing stick twist.
MATERIAL	PURE CARBON SHAFT AND PADDLE WITH SIGMATEX BLADE	



NEW

**HSGXF70C  
XF-70  
STICKS**

**HSGXF70C - P4**

LEFT - SR	24", 25", 26"	DARK	STEEP SHOULDERS
LEFT - INT	23"	DARK	DOUBLE STEEP SHOULDERS
LEFT - JR	21"	DARK	DOUBLE STEEP SHOULDERS
RIGHT - SR	24", 25", 26"	DARK	STEEP SHOULDERS
RIGHT - INT	23"	DARK	DOUBLE STEEP SHOULDERS
RIGHT - JR	21"	DARK	DOUBLE STEEP SHOULDERS

PADDLE TECHNOLOGY	<b>REVAMPED PADDLE CONSTRUCTION</b>	Redesigned and improved paddle construction based on previous strength with significant durability and feel improvements
FLEX PROFILE	<b>NEW HIGH FLEX PROFILE</b>	Combining a stiffer paddle and a softer shaft, this new flex profile has been developed to enable easier puck stopping along the board and zone clearances when needed.
SHAFT GEOMETRY	<b>SQUARE SHAPE GEOMETRY</b>	Traditional square-shaped shaft for control while making saves and handling the puck.
MATERIAL	<b>UD CARBON &amp; FIBERGLASS ON SHAFT AND BLADE</b>	



OFFERING

P4 - L/R  
YT: 20" / 18"  
COLORS  
WHITE / BLACK

**HSEFYT  
EFLEX YOUTH  
STICKS**

YT \$

SHAFT AND PADDLE GEOMETRY	<b>ADAPTED YOUTH SHAFT AND PADDLE</b>	Durable yet lightweight, the shaft and paddle are designed to help smaller hands grip their stick the right way so that they can better hold onto it when making their first saves
BLADE GEOMETRY	<b>ADAPTED YOUTH BLADE</b>	Designed with the next generation of goalies in mind, the adapted blade allows the stick to lie correctly on the ice to ease kids' stability and help them stop more pucks.





# CUSTOMIZER

PLEASE VISIT FOR MORE INFORMATION: [CCMHOCKEY.COM/EN/PRODUCT/GOALIE/CUSTOMIZER](http://CCMHOCKEY.COM/EN/PRODUCT/GOALIE/CUSTOMIZER)  
PLEASE ASK YOUR REP TO BOOK CUSTOM STICKS (BOOKING CUSTOMIZER)

## COMPOSITE


### XF PRO

HSGXFPSP

ZONE A: PADDLE PAINT OPTION	ZONE B: HANDLE DECALS OPTION (PREFERRED COLORS)	ZONE C: PADDLE DECAL OPTION (PREFERRED COLORS)	ZONE D: CCM LOGO OPTION (PREFERRED COLORS)
<input type="checkbox"/> <input type="checkbox"/> <input type="checkbox"/> <input type="checkbox"/> <input type="checkbox"/> <input type="checkbox"/>	<input type="checkbox"/> <input type="checkbox"/> <input type="checkbox"/> <input type="checkbox"/> <input type="checkbox"/> <input type="checkbox"/> <input type="checkbox"/> <input type="checkbox"/> <input type="checkbox"/> <input type="checkbox"/> <input type="checkbox"/> <input type="checkbox"/> <input type="checkbox"/> <input type="checkbox"/> <input type="checkbox"/> <input type="checkbox"/> <input type="checkbox"/> <input type="checkbox"/> <input type="checkbox"/> <input type="checkbox"/> <input type="checkbox"/>	<input type="checkbox"/> <input type="checkbox"/> <input type="checkbox"/> <input type="checkbox"/> <input type="checkbox"/> <input type="checkbox"/> <input type="checkbox"/> <input type="checkbox"/> <input type="checkbox"/> <input type="checkbox"/> <input type="checkbox"/> <input type="checkbox"/> <input type="checkbox"/> <input type="checkbox"/> <input type="checkbox"/> <input type="checkbox"/> <input type="checkbox"/> <input type="checkbox"/> <input type="checkbox"/> <input type="checkbox"/> <input type="checkbox"/>	<input type="checkbox"/> <input type="checkbox"/> <input type="checkbox"/> <input type="checkbox"/> <input type="checkbox"/> <input type="checkbox"/> <input type="checkbox"/> <input type="checkbox"/> <input type="checkbox"/> <input type="checkbox"/> <input type="checkbox"/> <input type="checkbox"/> <input type="checkbox"/> <input type="checkbox"/> <input type="checkbox"/> <input type="checkbox"/> <input type="checkbox"/> <input type="checkbox"/> <input type="checkbox"/> <input type="checkbox"/> <input type="checkbox"/>




## GOALIE CURVE CHART



**P1 (142-3)**

**POSITION** HEEL  
**SIZE** MEDIUM  
**OPENESS** VERY OPENED

**BENEFITS** FOR GOALIES WHO LIKE TO CLEAR THE ZONE IN THE AIR AND/OR OFF THE GLASS



**P4 (182-2)**

**POSITION** HEEL  
**SIZE** BIG  
**OPENESS** SLIGHTLY OPENED

**BENEFITS** DEEP CURVE TO HELP MOVE THE PUCK UP QUICKLY

# PRO SPEC CHEST PROTECTOR



THE NHL'S #1 CHEST PROTECTOR DESIGN IS NOW AVAILABLE FOR EVERY ASPIRING PRO! YOU STRIVE TO GET BETTER EVERY TIME YOU HIT THE ICE AND CHALLENGE THE BEST OF THEM TO TRY TO GET ONE PAST YOU. THE SHOTS GET HARDER, FASTER, HEAVIER? NO PROBLEM, YOU'RE READY. BUILT TO PROTECT FROM SHOTS FROM THE BEST OF THEM, THE CCM PRO SPEC IS DESIGNED FOR YOU TO FEARLESSLY STEP IN FRONT OF WHATEVER ANY PLAYER FIRES AT YOU.

## TECH 001

### MAXIMUM PROTECTION

FEATURING MOLDED HD FOAMS THROUGHOUT WITH TARGETED PROTECTION ENHANCEMENTS IN THE BICEPS, FOREARMS, RIBS AND BELLY AREA, ALONG WITH D30® ADDED TO THE VULNERABLE AREA AROUND THE STERNUM.

## TECH 002

### MOVE WITH EASE

NO MATTER HOW PROTECTED YOU ARE, SAVE MECHANICS AND MOBILITY IS INTEGRAL. WITH STRATEGIC SEGMENTATION AND A MOBILE FIT PROFILE, YOU'LL MAINTAIN AGILITY FROM ONE SAVE TO THE NEXT.

## TECH 003

### NHL FIT REGULATIONS

TO PLAY LIKE A PRO, YOU HAVE TO PLAY BY THEIR RULES. BUILT ACCORDING TO NHL REGULATIONS - INCLUDING OPTIMIZED TAPERING OF THE SHOULDER CAP, FLOATER AND BICEPS. YOU GET THE SAME ELITE-PROTECTION AND PERFORMANCE-INSPIRED DESIGN THAT GOALIES HAVE ADAPTED TO FOR EVEN GREATER SPEED, MOVEMENT AND OVERALL OWNERSHIP OF THE CREESE.



NEW

**ABPROSPEC  
PRO SPEC  
CHEST PROTECTOR**



SIZES SR FIT 1, FIT 2, FIT 3, FIT 4 \$

**FIT** PRO SPEC  
Ultimate protection built according to NHL regulations.

**BACK / SPINE** AER-TEC VENTILATION SYSTEM  
Optimal airflow and breathability for improved performance. Also includes Fight Strap.

**AIR FLOW** BREATHABLE FOAMS & LINER  
Perforated foams and liner for improved breathability.

**STERNUM & CLAVICLE** MOLDED HD FOAM WITH D30®  
Maximum impact protection.

**SHOULDER WINGS** TAPERED SEGMENTED DESIGN WITH HD FOAM  
Excellent Range of Motion with added protection.

**ELBOW** INDEPENDENTLY ADJUSTABLE ELBOW WITH COMFORT FIT CAP  
Personalized fit and great mobility.

**RIBS** MULTI-SEGMENTED HD FOAM WITH COMFORT PADDING  
Maximum impact protection with extended coverage.

**CHEST** MULTI-SEGMENTED MAX THICKNESS HD/LD FOAM  
Maximum protection with a mobile fit.

**BICEP/ FOREARM** COMPRESSION-MOLDED HD ZOTE FOAM WITH ADDED PADDING  
Elite protection from high impacts.

**SHOULDER CAP** DUAL-LAYER SEGMENTED DESIGN  
Excellent Range of Motion with added protection.

**SIZING SPEC** SEE PAGE 128 & 129 FOR THE GOALIE SIZING CHART

ABPROSPEC - LAUNCH DATE



BOOKING COLOR  
[ABEFX6CC]  
BLACK



**ABEFX6 / ABEFX6CC**  
**EFLEX 6**  
CHEST PROTECTOR



SIZES	SR	S, M, L, XL	\$
	INT	M, L	\$

**ABE6.9**  
**EFLEX 6.9**  
CHEST PROTECTOR



SIZES	SR	S, M, L, XL	\$
	INT	S, M, L	\$

**ABE6.5**  
**EFLEX 6.5**  
CHEST PROTECTOR

SIZES	JR	S/M, L/XL	\$

FIT	<b>MAX FLEX FIT</b> Built for ultimate mobility.	FIT	<b>MAX FLEX FIT</b> Built for ultimate mobility.	FIT	<b>MAX FLEX FIT</b> Built for ultimate mobility.
BACK / SPINE	<b>AER-TEC SUSPENSION SYSTEM - SR ONLY</b> Optimal airflow and breathability for improved performance.	BACK / SPINE	<b>AER-TEC VENTILATION SYSTEM</b> Mobile design with added breathability.	BACK / SPINE	<b>COMFORT FIT AND COVERAGE.</b> Moves with the body for great fit & feel.
AIR FLOW	<b>AER-TEC VENTILATION SYSTEM</b> Perforated foams and abrasion-resistant mesh design for greater breathability.	AIR FLOW	<b>AER-TEC VENTILATION SYSTEM</b> Perforated foams and abrasion-resistant mesh design for greater breathability.	AIR FLOW	N/A
STERNUM & CLAVICLE	<b>MOLDED HD FOAM WITH D30®</b> Maximum impact protection.	STERNUM & CLAVICLE	<b>MOLDED HD FOAM</b> Great impact protection.	STERNUM & CLAVICLE	<b>PE FOAM</b> Impact protection.
SHOULDER WINGS	<b>QUICK-RELEASE VELCRO ADJUSTMENT WITH FLEXMOTION DESIGN</b> Easy customized fit that moves with you.	SHOULDER WINGS	<b>QUICK-RELEASE VELCRO ADJUSTMENT WITH FLEXMOTION DESIGN</b> Easy customized fit that moves with you.	SHOULDER WINGS	<b>QUICK-RELEASE VELCRO ADJUSTMENT WITH FLEXMOTION DESIGN</b> Easy customized fit that moves with you.
ELBOW	<b>INDEPENDENTLY ADJUSTABLE ELBOW PROTECTOR WITH COMFORT FIT CAP</b> Personalized fit and great mobility.	ELBOW	<b>INDEPENDENTLY ADJUSTABLE ELBOW PROTECTOR WITH COMFORT FIT CAP</b> Personalized fit and great mobility.	ELBOW	<b>INDEPENDENTLY ADJUSTABLE ELBOW PROTECTOR WITH COMFORT FIT CAP</b> Personalized fit and great mobility.
RIBS	<b>MULTI-SEGMENTED HD/LD VENTILATED FOAM</b> Extended impact protection & coverage with added breathability.	RIBS	<b>MULTI-SEGMENTED HD/LD VENTILATED FOAM</b> Extended impact protection & coverage with added breathability.	RIBS	<b>EXTENDED RIB PROTECTION</b> Added coverage.
CHEST	<b>MULTI-SEGMENTED HD/LD VENTILATED FOAM</b> Optimized protection that you can move around in.	CHEST	<b>MULTI-SEGMENTED HD/LD VENTILATED FOAM</b> Optimized protection you can move around in.	CHEST	<b>MULTI-SEGMENTED PE FOAM</b> Protection that you can move around in.
BICEP/FOREARM	<b>COMPRESSION-MOLDED HD ZOTE FOAM</b> Superior protection and mobility.	BICEP/FOREARM	<b>COMPRESSION-MOLDED HD FOAM</b> Superior protection and mobility.	BICEP/FOREARM	<b>PE FOAM</b> Protection and mobility.
SHOULDER CAP	<b>COMPRESSION-MOLDED HD FOAM</b> Optimized protection.	SHOULDER CAP	<b>COMPRESSION-MOLDED HD FOAM</b> Optimized protection.	SHOULDER CAP	<b>COMPRESSION-MOLDED PE FOAM</b> Optimized protection
SIZING SPEC	SEE PAGE 128 & 129 FOR THE GOALIE SIZING CHART	SIZING SPEC	SEE PAGE 128 & 129 FOR THE GOALIE SIZING CHART	SIZING SPEC	SEE PAGE 128 & 129 FOR THE GOALIE SIZING CHART



# XF GOALIE PANTS

MOVE FASTER AND REACT QUICKER FROM PUCK DROP TO THE FINAL BUZZER. THE CCM XF GOALIE PANT BRINGS YOU ULTIMATE MOBILITY AND PROTECTION, BUT NOW WITH THE PERFORMANCE BENEFIT OF KEEPING YOUR BODY TEMPERATURE MORE REGULATED THAN EVER BEFORE. YOU SWEAT HARD FOR EVERY SAVE YOU MAKE, DON'T LET IT SLOW YOU DOWN - LET IT FUEL YOU.

**FEEL COOLER  
PLAY SMARTER**

TECH 001



## AER-TEC VENTILATION SYSTEM

INNOVATIVE SPINE AND LINER DESIGN THAT IS BUILT TO INCREASE THE AIRFLOW THROUGH THE PANTS AND ALONG YOUR LOWER BACK - HELPING TO REGULATE YOUR BODY TEMPERATURE AND ENHANCE YOUR PUCK-STOPPING PROWESS.

TECH 002

## MAX FLEX FIT

BUILT TO MOVE WITH MAXIMUM SEGMENTATION THROUGHOUT. COMBINE THE RELAXED AND FLEXIBLE OUTER FIT WITH THE ADJUSTABLE FIT+ INNER BELT SYSTEM, YOU CAN DIAL IN YOUR FIT AND MOVE WITH EASE.

TECH 003

D3O<sup>®</sup><sub>4</sub>

## D3O<sup>®</sup> SMART MATERIAL

STRATEGIC INTEGRATION INTO GROIN AREA FOR THE BEST PROTECTION FROM REPEATED HIGH IMPACT SAVES.





**NEW**  
**HPGXF**  
**CCM XPF**  
**GOALIE PANT**



SIZES SR S, M, L, XL \$



**NEW**  
**HPGF9**  
**CCM F9**  
**GOALIE PANT**

SIZES SR S, M, L, XL \$  
 INT S, M, L \$



**NEW**  
**HPGF5**  
**CCM F5**  
**GOALIE PANT**

SIZES JR S, M, L \$

FIT	<b>MAX FLEX FIT</b> Built for maximum mobility while maintaining coverage. Adapts easily for goalies that prefer to tuck.	FIT	<b>MAX FLEX FIT</b> Built for maximum mobility while maintaining coverage. Adapts easily for goalies that prefer to tuck.	FIT	<b>MAX FLEX FIT</b> Built for maximum mobility while maintaining coverage. Easy to adapt the fit.
LENGTH EXTENSION	<b>HIDDEN ZIPPER WITH 1" LENGTH EXTENDER</b>	LENGTH EXTENSION	<b>SR: N/A</b> <b>INT: HIDDEN ZIPPER WITH 1" LENGTH EXTENDER</b>	LENGTH EXTENSION	<b>HIDDEN ZIPPER WITH 1" LENGTH EXTENDER</b>
BELT	<b>FIT+ INNER BELT SYSTEM</b> Improved fit and feel that can be adapted for comfort, mobility, and tuck preferences.	BELT	<b>FIT+ INNER BELT SYSTEM</b> Improved fit and feel that can be adapted for comfort, mobility, and tuck preferences.	BELT	<b>FIT+ INNER BELT SYSTEM</b> Very adjustable personalized fit system.
HIP / GROIN PROTECTION	<b>FLEXMOTION DESIGN WITH SEGMENTED D3O® SMART MATERIAL</b> Maximum mobile protection for dynamic movements from save to save.	HIP / GROIN PROTECTION	<b>FLEXMOTION DESIGN WITH SEGMENTED HD FOAM</b> Mobile protection for dynamic movements from save to save.	HIP / GROIN PROTECTION	<b>FLEXMOTION DESIGN WITH SEGMENTED PE FOAM</b> Move with ease and protection from save to save.
SPINE	<b>AER-TEC VENTILATION SYSTEM WITH MOLDED HD FOAM</b> Maximized airflow to promote sweat evaporation for improved performance.	SPINE	<b>MOLDED HD FOAM AND SEGMENTED CONSTRUCTION</b> Great protection with a mobile design for improved fit and movement.	SPINE	<b>PE FOAM WITH SEGMENTED DESIGN</b> Mobile design for improved fit and movement.
LINER	<b>AER-TEC VENTILATION SYSTEM</b> Perforated liner with airflow channels for maximum breathability.	LINER	<b>BREATHABLE SEGMENTED LINER</b> Multi-layered liner for great breathability and comfort.	LINER	<b>COMFORT LINER</b> Padded liner for great fit and comfort.
WAIST	<b>CONTOURED FIT WITH MOLDED HD/LD FOAM</b>	WAIST	<b>CONTOURED FIT WITH MOLDED PE FOAM</b>	WAIST	<b>CONTOURED FIT WITH MOLDED PE FOAM</b>
THIGH PROTECTION	<b>ADJUSTABLE INNER AND OUTER THIGH PROTECTION</b>	THIGH PROTECTION	<b>ADJUSTABLE INNER AND OUTER THIGH PROTECTION</b>	THIGH PROTECTION	<b>MOLDED PE</b>
MATERIAL	<b>420D HIGH-ABRASION NYLON ADDED BREATHABILITY AND STRETCH ZONES</b>	MATERIAL	<b>400D NYLON WITH STRETCH ZONES</b>	MATERIAL	<b>400D NYLON WITH STRETCH ZONES</b>
SIZING SPEC	<b>SEE PAGE 128 &amp; 128 FOR THE GOALIE SIZING CHART</b>	SIZING SPEC	<b>SEE PAGE 128 &amp; 128 FOR THE GOALIE SIZING CHART</b>	SIZING SPEC	<b>SEE PAGE 128 &amp; 128 FOR THE GOALIE SIZING CHART</b>

COLORS



BLACK NAVY RED

COLORS



BLACK NAVY

COLORS



BLACK NAVY (JR ONLY)



**BGPROW44 / BGPROW40  
PRO WHEELED GOALIE BAG**

**SIZES** 44" L X 24" H X 24" W \$  
(VOLUME: 25,344 INCH<sup>3</sup>)  
40" L X 23" H X 23" W \$  
(VOLUME: 16,800 INCH<sup>3</sup>)

<b>MATERIALS</b>	1680D polyester reinforced along the bottom with tarpaulin fabric.	<b>HANDLES</b>	Multiple reinforced exterior handles.
<b>WHEELS</b>	3 all-terrain wheels.	<b>ACCESSORIES</b>	Side interior pocket / Player ID pocket
<b>COMPARTMENTS</b>	U-shape opening.	<b>COLORS</b>	Black



BLACK/WHITE



NAVY/WHITE



BLACK/RED

**BGPRO42  
PRO CARRY GOALIE BAG**

**SIZES** 42" L X 23" H X 23" W \$  
(VOLUME: 16,800 INCH<sup>3</sup>)

<b>MATERIALS</b>	Heavy duty water-resistant tarpaulin.	<b>ACCESSORIES</b>	Internal zippered mesh accessory pocket / Player ID pocket
<b>EXTERIOR</b>	Both side panels blank so you can proudly display your team logo.	<b>COLORS</b>	Black/White, Navy/White, Black/Red
<b>HANDLES</b>	Reinforced webbed side and end carry handles.		



BLACK



NAVY



RED

**BGCORE42  
PRO CORE GOALIE BAG**

**SIZES** 42" L X 23" H X 23" W \$  
(VOLUME: 16,800 INCH<sup>3</sup>)

<b>MATERIALS</b>	Pro-quality 600D polyester construction.	<b>HANDLES</b>	Reinforced webbed carrying handles at each end.
<b>COMPARTMENTS</b>	2 large internal accessory pockets.	<b>ACCESSORIES</b>	Player ID pocket
<b>EXTERIOR</b>	One removable side panel so you can proudly display your team logo.	<b>COLORS</b>	Black, Navy, Red



**KPBELT  
GOALIE KNEE  
PROTECTOR  
WAISTBAND**

**SIZES** SR WAIST: 32" - 42" \$  
INT WAIST: 28" - 32" \$  
JR WAIST: 22" - 28" \$

- FEATURES**
- 2.5 heavy-duty stretch with adjustable Velcro waistband
  - Extra durable 1.25" thigh straps with adjustable buckles





**TCGPRO  
BQ SHIRT STYLE  
THROAT COLLAR**

SIZES	SR	L/XL - 34CM - 43CM	\$
	JR	S/M - 26CM - 35CM	\$

- FEATURES
- Mesh shirt made with ballistic nylon for maximum durability and abrasion resistance
  - Soft, comfortable neck coverage
  - Maximum sternum and clavicle protection
  - CE and BQ certified



**TCG900  
BQ  
THROAT COLLAR**

SIZES	SR	M/L/XL - 30CM - 43CM	\$
	JR	S/M - 26CM - 35CM	\$

- FEATURES
- Articulating protection
  - Soft, comfortable neck coverage
  - CE and BQ certified



**GJPRO  
GOALIE JOCK PRO**

SIZES	SR	30" - 38"	\$

- FEATURES
- Molded double cup protection
  - Soft comfort padding
  - Foam protection around the waist
  - Adjustable waist



**GJ1.9  
GOALIE JOCK 1.9**

SIZES	SR	30" - 38"	\$
	INT	26" - 30"	\$
	JR	22" - 26"	\$

- FEATURES
- Molded single cup protection
  - Soft comfort padding
  - Foam protection around the waist
  - Adjustable waist



**GJILLPRO  
GOALIE JILL PRO**

SIZES	WOMEN	28" - 34"	\$
	GIRLS	22" - 26"	\$

- FEATURES
- Molded pelvic protection
  - Soft comfort padding
  - Foam protection around the waist
  - Adjustable waist fit



**NEW**  
**KPPRO**  
**CCM PRO**  
 KNEE PADS

SIZES SR \$



**NEW**  
**KPXF**  
**CCM XF**  
 KNEE PADS

SIZES SR \$ INT \$

FIT

**MAX COVERAGE & MOBILITY**  
 Modernized Pro design for full range of motion with expansive wrap around the thigh and knee.

FIT

**ASYMMETRICAL FIT WITH COVERAGE & MOBILITY**  
 Inspired by Goalie biomechanics to fit as an extension of the knee and its movements.

MOBILITY

**INDEPENDENT THIGH AND KNEE DESIGN**  
 Allows for dynamic movement while maintaining coverage.

MOBILITY

**INDEPENDENT THIGH AND KNEE DESIGN**  
 Allows for dynamic movement while maintaining coverage.

PROTECTION

**INJECTION MOLDED WITH D30®**  
 Extended thigh protection flap.

PROTECTION

**MOLDED HD FOAMS**  
 Extended thigh and knee design.

KNEE

**DONUT-DESIGN FOR ANATOMICAL FIT**  
 Grip comfort padding for greater stability.

KNEE

**ANATOMICAL KNEE CUP DESIGN**  
 Asymmetrical inner and outer knee wrap for optimized movements.

LINER

**PERFORATED MESH AND FOAMS**  
 Added breathability.

LINER

**MOISTURE-WICKING LINER**  
 Improved sweat management.

ADJUSTMENTS

**3 ADJUSTMENT POINTS TO KEEP IT IN PLACE.**  
 Fits with KPBELT

ADJUSTMENTS

**3 ADJUSTMENT POINTS TO KEEP IT IN PLACE**  
 Fits with KPBELT

KPPRO - LAUNCH DATE

KPXF - LAUNCH DATE



**NEW**  
**KPF5**  
**CCM F5**  
**KNEE PADS**

SIZES SR \$ INT \$



**KP1.5**  
**CCM KP1.5**  
**KNEE PADS**

SIZES JR \$ YT \$

FIT

**FLEXIBLE & SLIM PROFILE**  
 Comfortable & mobile wrap around the knee for a lightweight and easy to flex fit.

FIT

**MOBILE COVERAGE**  
 Mobile feel with protection and coverage around and above the knee.

MOBILITY

**STRATEGIC FLEX POINTS**  
 Follows the movements of the knee.

MOBILITY

**3-PART DESIGN**  
 Overlapping protection for secure fit and flexible feel at the knee.

PROTECTION

**MULTI-LAYERED FOAMS & PE**

PROTECTION

**MULTI-LAYERED FOAMS & PE**

KNEE

**CONTOURED FOR GOOD WRAP WITH COMFORT PADDING AROUND THE KNEE.**

KNEE

**COMFORTABLE KNEECAP CRADLE WITH FULL COVERAGE.**

LINER

**COMFORT LINER**

LINER

**COMFORT LINER**

ADJUSTMENTS

**2 ADJUSTMENT POINTS TO KEEP IT IN PLACE.**

ADJUSTMENTS

**2 ADJUSTMENT POINTS TO KEEP IT IN PLACE.**

KPF5 - LAUNCH DATE



**GPAXF  
AXIS XF  
GOAL PADS**



**GPAF9  
AXIS F9  
GOAL PADS**



**GPAF5  
AXIS F5  
GOAL PADS**

KEY FEATURES

**SPEED CHANNEL**  
Tapered calf stabilizer channel to slide with even more speed.

**INFINITE POWER REBOUND**  
Direct rebounds out with maximum force.

**DYNAMIC RESPONSE SYSTEM PRO**  
One-piece landing zone for maximum performance and impact absorption.

KEY FEATURES

**SPEED CHANNEL**  
Tapered calf stabilizer channel to slide with even more speed.

**LITECORE TECHNOLOGY**  
Extremely lightweight with a stiff feel throughout.

**DYNAMIC RESPONSE SYSTEM**  
Increased stability and cross-crease movements with strategic absorption.

KEY FEATURES

**QUICK MOTION STRAP SYSTEM 2**  
Adjustable fit system that helps the leg and the pad move with ease.

**LITECORE TECHNOLOGY**  
Lightweight with a stiffer face.

**DYNAMIC RESPONSE SYSTEM**  
Great seal and balance with increased comfort when dropping into the butterfly.



**GPEFX6  
EFLEX 6  
GOAL PADS**



**GPE6.9  
EFLEX 6.9  
GOAL PADS**



**GPE6.5  
EFLEX 6.5  
GOAL PADS**



**GPYFX3  
YTFLEX 3  
GOAL PADS**

KEY FEATURES

**DUALITECORE TECHNOLOGY**  
Flexible feel with improved butterfly seal.

**CONTROL REBOUND TECHNOLOGY**  
Keep pucks in tight with more predictable rebounds.

**DYNAMIC RESPONSE SYSTEM PRO**  
One-piece landing zone for maximum performance and impact absorption.

KEY FEATURES

**DUALITECORE TECHNOLOGY**  
Flexible feel with improved butterfly seal.

**CONTROL KNEE ROLLS**  
Greater rebound predictability and control.

**DYNAMIC RESPONSE SYSTEM**  
Increased stability and cross-crease movements with strategic absorption.

KEY FEATURES

**QUICK MOTION STRAPPING SYSTEM**  
Flexible feel with improved butterfly seal.

**CONTROL KNEE ROLLS**  
Greater rebound predictability and control.

**DYNAMIC RESPONSE SYSTEM**  
Great seal and balance with increased comfort when dropping into the butterfly.

KEY FEATURES

**FLEXIBLE CONSTRUCTION**  
Easy to move around in and drop into the butterfly.

**VELCRO STRAPPING**  
Quick and easy fit adjustment.

**PARENT-FRIENDLY DESIGN**  
Indicators on the pads to assist with proper fit.



**GMAXF  
AXIS XF  
CATCHER**



**GMAF9  
AXIS F9  
CATCHER**



**GMAF5  
AXIS F5  
CATCHER**

KEY FEATURES

**LITECORE 591 WITH D30®**  
Lightweight core with maximum protection and enhanced for greater closure - inspired by the shape of the 590.

**FLEX MOTION BACKHAND & CUFF**  
Flexible design built to compliment the movement

**FORM FIT WITH INDEX AND PINKY LOOPS**  
Built for a responsive and personalized fit.

KEY FEATURES

**LITECORE 591**  
Lightweight core built for easier closure, and inspired by the shape of the 590.

**FLEX MOTION BACKHAND & CUFF**  
Flexible design built to compliment the movements.

**FORM FIT WITH INDEX AND PINKY LOOPS**  
Built for an adjustable and comfortable fit.

KEY FEATURES

**LITECORE 591**  
Lightweight core built for an easy, off-the-shelf closure.

**FLEX MOTION BACKHAND & CUFF**  
Flexible design that helps the glove to tully & close with ease.

**FORM FIT WITH INDEX AND PINKY LOOPS**  
Easy finger fit system for great feel and better glove closure.



**GMEFX6  
EFLEX 6  
CATCHER**



**GME6.9  
EFLEX 6.9  
CATCHER**



**GME6.5  
EFLEX 6.5  
CATCHER**



**GPYFX3  
YTFLEX 3  
CATCHER**

KEY FEATURES

**LITECORE 581 WITH D30®**  
New lightweight pro core with maximum protection and built for great closure - inspired by the shape of the 580.

**CROSS-FORM STRAP** Responsive fit and feel, with an open wrist design.

**FORM FIT WITH INDEX AND PINKY LOOPS**  
Built for a responsive and personalized fit.

KEY FEATURES

**LITECORE 581**  
New strong and lightweight core built for easier closure, and inspired by the shape of the 580.

**CROSS-FORM STRAP** Responsive fit and feel, with an open wrist design for optimal glove positioning.

**FORM FIT WITH INDEX AND PINKY LOOPS**  
Built for a responsive and personalized fit.

KEY FEATURES

**LITECORE 581**  
New lightweight core built for easier closure, and inspired by the shape of the 580.

**CROSS-FORM STRAP** Responsive fit for easier puck-catching and better glove positioning.

**FORM FIT WITH INDEX AND PINKY LOOPS**  
Easy finger fit system for great feel and better glove closure.

KEY FEATURES

**GAME-READY FEEL**  
Easy to close and catch pucks.

**DEEP SINGLE-TEE POCKEY**  
Big, open pocket for easy glove saves.

**ONE-PIECE CUFF**  
Provides great coverage.



**GBAXF  
AXIS XF  
BLOCKER**



**GBAF9  
AXIS F9  
BLOCKER**



**GBAF5  
AXIS F5  
BLOCKER**

KEY FEATURES

**LITECORE** Lightweight, balanced HD core built to direct pucks out with power.

**X-STIFF SIDEWALL WITH D30® INDEX**  
Reinforced stiffness with strategic D30® and strategic sidewall design for superior protection, balance, and puck deflection.

**FLEXMOTION CUFF** Adjustable & flexible for maximum range of motion for puck direction and playmaking.

KEY FEATURES

**LITECORE** Lightweight, strong and balanced core built to direct pucks out.

**STIFF SIDEWALL PROTECTION**  
Rigid construction with strategic sidewall design for great balance, protection and puck deflection.

**FLEXMOTION 2 CUFF** Adjustable & flexible for great range of motion for puck direction and playmaking.

KEY FEATURES

**LITECORE** Lightweight, balanced core built to direct pucks out.

**STRAIGHT FINGER PROTECTION**  
Great coverage and easy to grip the stick.

**FLEXMOTION CUFF** Easy to steer pucks out and hold the stick with control.



**GBEFX6  
EFLEX 6  
BLOCKER**



**GBE6.9  
EFLEX 6.9  
BLOCKER**



**GBE6.5  
EFLEX 6.5  
BLOCKER**



**GBYFX3  
YTFLEX 3  
BLOCKER**

KEY FEATURES

**LITECORE** Lightweight, balanced Pro core built to direct pucks out.

**X-STIFF SIDEWALL WITH D30® INDEX**  
Reinforced stiffness with strategic D30® and straight finger coverage for superior protection, balance, and puck deflection.

**FLEXMOTION 2 CUFF** Optimal range of motion for puck direction and playmaking.

KEY FEATURES

**FLEXMOTION CUFF** Lightweight, strong and balanced core built to direct pucks out.

**STIFF SIDEWALL PROTECTION**  
Rigid construction with straight finger coverage for great balance, protection and puck deflection.

**FLEXMOTION 2 CUFF** Optimal range of motion for puck direction and playmaking.

KEY FEATURES

**FLEXMOTION CUFF** Lightweight, balanced core built to direct pucks out.

**STRAIGHT FINGER PROTECTION**  
Great coverage and easy to grip the stick.

**FLEXMOTION 2 CUFF** Easy blocker saves and built to help you play the puck.

KEY FEATURES

**MOBILE FINGER PROTECTION**  
Easier to hold onto a goalie stick.

**PRE-CURVED DESIGN**  
Greater rebound control.

**MOLDED THUMB**  
Added impact protection.



**ABPROSPEC  
PRO SPEC  
CHEST PROTECTOR**

KEY FEATURES	<b>NHL PROTECTION</b> Maximum protection to face the hardest shots, built to NHL spec.		<b>ABE6.9 EFLEX 6.9 ARM &amp; BODY</b>		<b>ABE6.5 EFLEX 6.5 ARM &amp; BODY</b>		<b>ABYFX3 YTFLEX 3 ARM &amp; BODY</b>
	<b>AER-TEC VENTILATION SYSTEM</b> Breathability-focused design throughout for improved on-ice feel and performance management.						
	<b>D30® IMPACT PROTECTION</b> Enhanced protection in the sternum & clavicle.						
KEY FEATURES	<b>MAX FLEX FIT</b> Built for ultimate mobility and protection.	KEY FEATURES	<b>MAX FLEX FIT</b> Built for ultimate mobility and protection.	KEY FEATURES	<b>MAX FLEX FIT</b> Built for ultimate mobility and protection.	KEY FEATURES	<b>SEGMENTED PROTECTION</b> Flexible and mobile feel.
	<b>AER-TEC SUSPENSION SYSTEM (SR ONLY)</b> Innovative and strategic airflow and breathability system for improved performance.		<b>AER-TEC VENTILATION SYSTEM</b> Breathability-focused design throughout for improved on-ice feel and performance.		<b>COMFORT LINER</b> Padded liner for strategic protection and comfort.		<b>LIGHTWEIGHT DESIGN</b> Easy to move around in.
	<b>D30® IMPACT PROTECTION</b> Enhanced protection in the sternum, clavicle and ribs.		<b>HD PROTECTION ZONES</b> Added impact protection, including in the sternum, bicep and ribs.		<b>TARGETED PROTECTION</b> Mobile design with extended coverage and protection.		<b>EASY ADJUSTMENTS</b> Improved fit throughout.



**HPGXF  
CCM XF  
GOALIE PANT**



**HPGF9  
CCM F9  
GOALIE PANT**



**HPGF5  
CCM F5  
GOALIE PANT**

KEY FEATURES	<b>MAX FLEX FIT WITH MOLDED FOAM</b> Added mobility throughout with optimized protection.	KEY FEATURES	<b>MAX FLEX FIT WITH HD FOAM</b> Added mobility throughout with added protection.	KEY FEATURES	<b>MAX FLEX FIT</b> Added mobility throughout.
	<b>AER-TEC VENTILATION SYSTEM</b> Breathability-focused design throughout for improved on-ice feel and performance.		<b>FIT+ INNER BELT</b> Ergonomic and adjustable fit.		<b>FIT+ INNER BELT</b> Ergonomic and adjustable fit.
	<b>D30® THIGH &amp; GROIN</b> Maximum protection with added coverage.		<b>MESH STRETCH PANELS</b> Increased range of motion.		<b>1" LENGTH EXTENDER</b> Personalized fit.



**GFAXF  
AXIS XF  
MASK**



**GFAF9  
AXIS F9  
MASK**



**GFAF5  
AXIS F5  
MASK**

KEY FEATURES	<b>AER-TEC FEATURING NEST-TECH</b> The ultimate in protection, comfort and fit with the performance benefits of greater airflow throughout.	KEY FEATURES	<b>D30® AND I.Q. SHION DRI LINER</b> Great protection, fit and comfort, and shaped for added airflow.	KEY FEATURES	<b>MULTI-LAYER LINER</b> Good comfort and strategic protection.
	<b>EXOSHELL COMPOSITE</b> Strong carbon fiber shell shaped for ultimate impact deflection and strategic ventilated airflow.		<b>EXOSHELL FIBERGLASS</b> Reinforced fiberglass shell built for strong impact deflection and ventilated airflow.		<b>POLYCARBONATE SHELL</b> Lightweight and contoured for puck deflection.
	<b>STAINLESS STEEL CAGE WITH SHOCK DAMPENING SYSTEM</b> High impact protection with greater force absorption.		<b>STAINLESS STEEL CAGE WITH SHOCK DAMPENING SYSTEM</b> High impact protection with greater force absorption.		<b>KID-FRIENDLY FIT SYSTEM (JR / YT)</b> Velcro strapping system for easier adjustments and taking the mask on/off.

# 5000 PRACTICE SERIES

THE QUICKLITE 5000 PRACTICE SERIES IS THE PERFECT GO-TO JERSEY FOR PLAYERS OF ANY AGE. AVAILABLE IN MANY COLORS, THE SIMPLE DESIGN MAKES IT EASY TO EMBELLISH WITHOUT COMPROMISING COLORFASTNESS AND QUALITY.

- HIGH PERFORMANCE, BREATHABLE FABRIC
- OPTIMAL COLOR FASTNESS & SNAG RESISTANCE



## COLOR OPTIONS



### 5000 PRACTICE JERSEY

SIZES	SR	S, M, L, XL, 2XL, INTG, SRG	\$
	JR	XS, S/M, L/XL, G	\$

FEATURES

- V-neck collar keeps its shape after wash and wear
- Consistent fit through all styles
- Woven neck tape & size label
- Embroidered CCM

FABRIC

100% polyester, 135gsm  
QLT knit


**FEEL COOLER  
PLAY SMARTER**

**7000** PRACTICE SERIES

**AER-TEC THERMOREGULATION**

ENGINEERED WITH CCM'S INNOVATIVE AER-TEC THERMOREGULATION SYSTEM, THE QUICKLITE 7000 PRACTICE SERIES JERSEY HAS BEEN DESIGNED TO MAXIMIZE THE SCIENTIFICALLY PROVEN BENEFITS OF THERMOREGULATION. PREMIUM FABRICS AND KEY VENTILATION INSERTS KEEP YOU FEELING COOL AND COLLECTED, SO YOU CAN FOCUS ON WHAT REALLY MATTERS. EASY TO EMBELLISH AND COMES IN AN EXTENSIVE NUMBER OF COLORS.

- HIGH PERFORMANCE, BREATHABLE FABRIC
- MESH INSERTS IN KEY HOT SPOTS FOR HIGHER VENTILATION
- ERGONOMIC ARM
- MOISTURE WICKING
- OPTIMAL & COLORFASTNESS  
SNAG RESISTANCE



**QUICKLITE PRACTICE**

**COLOR OPTIONS**



01 - WHITE

20 - SUNFLOWER

04 - ORANGE

05 - RED



11 - KELLY GREEN

13 - DARK GREEN

10 - SKY BLUE

08 - ROYAL



09 - NAVY

78 - MYSTIC GREY

12 - BLACK



**7000  
7000  
PRACTICE JERSEY**

<b>SIZES</b>	SR	S, M, L, XL, 2XL, INTG, SRG	\$
	JR	XS, S/M, L/XL, G	\$

**FEATURES**

- Next generation stretch collar for added comfort
- AER-TECH
- Consistent fit through all styles
- Woven neck tape & size label
- Embroidered CCM (front and back)

**FABRIC**

- 100% polyester, 165gsm
- Mid-weight QLT knit



**SX7000**  
**SX7000**  
PRACTICE SOCK

SR 30" \$  
INT 27" \$  
JR 24" \$  
YT 22" \$



**FABRIC** 100% polyester, 195gsm  
High performance, breathable QLT knit

- FEATURES**
- AER-TECH
  - Two Velcro fasteners keep sock in place
  - Interlock inserts for better stretch, comfort and mobility
  - Interlock ankle holds pads, enhances fit and maintains shape
  - CCM embroidered logo

**COLOR OPTIONS**

- |               |                  |
|---------------|------------------|
| 01 - WHITE    | 11 - KELLY GREEN |
| 04 - ORANGE   | 12 - BLACK       |
| 05 - RED      | 13 - DARK GREEN  |
| 08 - ROYAL    | 20 - SUNFLOWER   |
| 09 - NAVY     | 78 - MYSTIC GREY |
| 10 - SKY BLUE |                  |



**SX5000**  
**SX5000**  
TUBE SOCK

SR 30" \$  
INT 27" \$  
JR 24" \$  
YT 22" \$

**FABRIC** 100% polyester, 200gsm

- FEATURES**
- Two Velcro fasteners keep sock in place
  - High performance fabric
  - Resistant to snags
  - CCM embroidered logo

- COLOR OPTIONS**
- |            |                  |
|------------|------------------|
| 01 - WHITE | 12 - BLACK       |
| 05 - RED   | 20 - SUNFLOWER   |
| 08 - ROYAL | 78 - MYSTIC GREY |
| 09 - NAVY  |                  |



**S100P**  
**S100P**  
KNIT PRACTICE SOCK

SR 28" \$  
INT 24" \$  
JR 20" \$  
YT 18" \$

**FABRIC** 100% polyester

- FEATURES**
- Elasticized ankle holds pads and enhances fit
  - CCM woven sizing label

**SOCK COLOR REFERENCES**





# 8000 GAME SERIES

WANT THE PRO LOOK WITHOUT THE PRO PRICE TAG? MADE FROM HIGH PERFORMANCE FABRIC WITH SUPERIOR VENTILATION AND AN ERGONOMIC ARM FIT, THE QUICKLITE 8000 GAME SERIES DELIVERS.

- HIGH PERFORMANCE, BREATHABLE FABRIC
- DOUBLE SHOULDERS
- MESH INSERTS FOR SUPERIOR VENTILATION
- ERGONOMIC ARM
- TACTICAL DRY MOISTURE WICKING
- OPTIMAL COLOR FASTNESS & SNAG RESISTANCE



QUICKLITE GMAE



## 8000 8000 GAME JERSEY

### SIZES

SR	S, M, L, XL, 2XL, INTG, SRG	\$
JR	XS, S/M, L/XL, G	\$



## SX8000 SX8000 GAME SOCK

SR	30"
INT	27"
JR	24"
YT	22"

## S100PT S100PT KNIT GAME SOCK

SR	28"	\$
INT	24"	\$
JR	20"	\$
YT	18"	\$

FABRIC 100% Polyester, 165gsm  
Mid-weight QLT knit

- FEATURES
- Next generation stretch collar for added comfort
  - Tactical Dry moisture wicking
  - Double shoulders for durability
  - Consistent fit through all styles
  - 31 NHL team patterns available
  - Woven neck tape & size label
  - Embroidered CCM (front and back)

FABRIC 100% polyester, 195gsm  
QLT knit

- FEATURES
- Tactical Dry moisture wicking
  - Two Velcro fasteners keep sock in place
  - Interlock inserts for better stretch, comfort and mobility
  - Interlock ankle holds pads, enhances fit and maintains shape
  - 31 NHL team patterns available
  - CCM embroidered logo

FABRIC 100% polyester

- FEATURES
- Elasticized ankle holds pads and enhances fit
  - 31 NHL team patterns available
  - CCM woven sizing label

\*ACTUAL COLORS MAY VARY.

**BOSTON**

IN STOCK



TEAM

WHITE

**BUFFALO**

IN STOCK



TEAM

WHITE

**CALGARY**

IN STOCK



TEAM

WHITE

**CHICAGO**

IN STOCK



TEAM

WHITE

**DALLAS**

IN STOCK



TEAM

WHITE

**LOS ANGELES**

IN STOCK



TEAM

WHITE

**NY LONG ISLAND**

IN STOCK



TEAM

WHITE

**NY MANHATTAN**

IN STOCK



TEAM

WHITE

**OTTAWA**

IN STOCK



TEAM

WHITE

**PHILADELPHIA**

IN STOCK



TEAM

WHITE

**TAMPA BAY**

IN STOCK



TEAM

WHITE

**VEGAS**

IN STOCK



TEAM

WHITE

**WINNIPEG**

IN STOCK



TEAM

WHITE

**ANAHEIM**

BOOKING



TEAM

WHITE

**ARIZONA**

BOOKING



TEAM

WHITE

**CAROLINA**

BOOKING



TEAM

WHITE

**COLORADO**

BOOKING



TEAM

WHITE

**COLUMBUS**

BOOKING



TEAM

WHITE

**DETROIT**

BOOKING



TEAM

WHITE

**EDMONTON**

BOOKING



TEAM

WHITE

**FLORIDA**

BOOKING



TEAM

WHITE

**MINNESOTA**

BOOKING



TEAM

WHITE

**MONTREAL**

BOOKING



TEAM

WHITE

**NASHVILLE**

BOOKING



TEAM

WHITE

**NEW JERSEY**

BOOKING



TEAM

WHITE

**PITTSBURGH**

BOOKING



TEAM

WHITE

**SAN JOSE**

BOOKING



TEAM

WHITE

**NEW SEATTLE**

BOOKING



TEAM

WHITE

**ST. LOUIS**

BOOKING



TEAM

WHITE

**TORONTO**

BOOKING



TEAM

WHITE

**VANCOUVER**

BOOKING



TEAM

WHITE

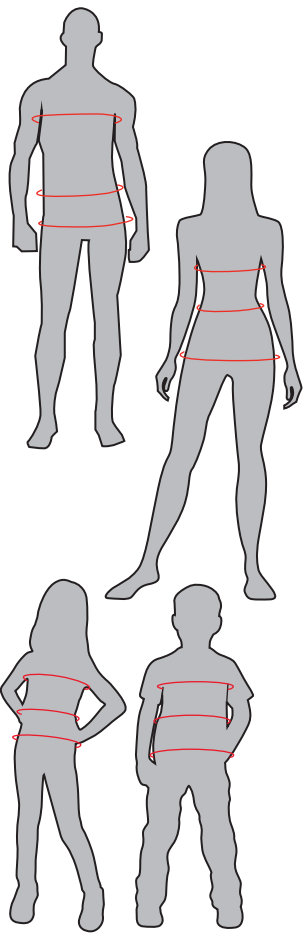
**WASHINGTON**

BOOKING



TEAM

WHITE



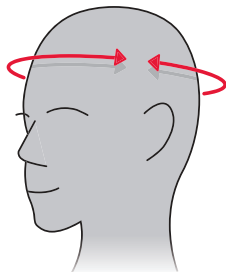
<b>APPAREL - MEN BODY MEASUREMENTS</b> (measurements shown are in inches)							
ALPHA SIZE	XS	S	M	L	XL	2XL	3XL
CHEST CIRCUMFERENCE	33-35	36-38	39-41	42-44	45-48	49-52	53-58
WAIST CIRCUMFERENCE	26-28	29-31	32-34	35-38	39-43	44-48	49-53
HIPS CIRCUMFERENCE	32-34	35-37	38-40	41-44	45-48	48-52	52-56

NUMERIC SIZE	28	30	32	34	36	38	40
WAIST CIRCUMFERENCE	29.5	31.5	33.5	35.5	37.5	39.5	41.5

<b>APPAREL - WOMEN BODY MEASUREMENTS</b> (measurements shown are in inches)					
ALPHA SIZE	XS	S	M	L	XL
CHEST CIRCUMFERENCE	30-32	33-35	36-38	39-41	42-44
WAIST CIRCUMFERENCE	23-25	26-28	29-31	32-34	35-38
HIPS CIRCUMFERENCE	33-35	36-38	39-41	42-44	45-48

<b>APPAREL - YOUTH BODY MEASUREMENTS</b> (measurements shown are in inches)						
AGE GROUP / SIZE	3 - 5 / 2XS / 110	5 - 7 / XS / 120	7 - 9 / S / 130	9 - 11 / M / 140	11 - 13 / L / 150	13 - 15 / XL / 160
CHEST CIRCUMFERENCE	24-25	25-26	26-27	27-29	29-31	31-34
WAIST CIRCUMFERENCE	22-23	23-24	24-25	25-27	27-28.5	28.5-30
HIPS CIRCUMFERENCE	25-26	26-27	27-28.5	28.5-31	31-32.5	32.5-34

<b>MEASUREMENT FOR ADULT HEADWEAR</b>					
INCHES	CM	HAT SIZE			
		FITTED	FLEX	ADJUSTABLE	
20 1/8	51.1	6 3/8	YOUTH	ONE SIZE YT (OSFA)	
20 1/2	52	6 1/2			
20 7/8	53	6 5/8			
21 1/4	53.9	6 3/4			
21 3/8	54.9	6 7/8			
22	55.9	7	S/M	ONE SIZE AD (OSFA)	
22 3/8	56.8	7 1/8			
22 3/4	57.8	7 1/4			
22 1/2	58.7	7 3/8	L/XL		
23 1/2	59.7	7 1/2			
23 7/8	60.6	7 5/8			
24 1/4	61.6	7 3/4			
24 3/8	62.5	7 7/8	XL/XXL		
25	63.5	8 1/4			



Body sizing: Size specifications are based on body sizing measurements. Use this size chart as a guideline when ordering, allow enough room for ease of movement. Sleeve Length: Measure from the center back of the neck, over the point of shoulder and down the outer side of the arm to the wrist bone. Chest: Measure just under the arms. Waist: Loosely measure the narrowest circumference of the waist. Size charts are for reference only. Fit may vary depending on the construction and materials.

**APPAREL FEATURES**



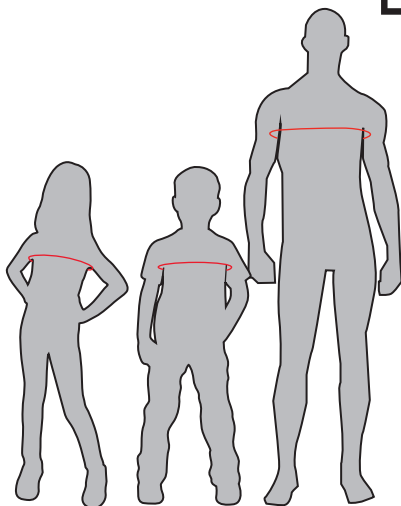
Put sweat in its place Tactical Dry wicks moisture away from your skin, helping you stay drier and comfortable.



Your body is an amazing heat source Tactical Degree traps body heat and sweat escape.



Stay cool and comfortable Tactical Cool uses ventilation, moisture management and fabric construction to help aid the release of heat.



<b>GAMEWEAR - SR BODY MEASUREMENTS</b> (measurements shown are in inches)									
ALPHA SIZE	XX2	XS	S	M	L	XL	2XL	3XL	
CHEST CIRCUMFERENCE	31-32	33-35	36-38	39-41	42-44	45-48	49-52	53-58	
PLAYER JERSEY SIZE	S	S	S	M	L	XL	2XL	2XL	
GOALIE JERSEY SIZE	JR	JR	INT	INT	SR	SR	SR	SR	

<b>GAMEWEAR - YOUTH BODY MEASUREMENTS</b> (measurements shown are in inches)						
AGE GROUP / SIZE	3-5 / XXS	5-7 / XS	7-9 / S	9-11 / M	11-13 / L	13-15 / XL
CHEST CIRCUMFERENCE	24-25	25-26	26-27	27-29	29-31	31-34
PLAYER JERSEY SIZE	XS	XS	S/M	S/M	L/XL	L/XL
GOALIE JERSEY SIZE	JR	JR	JR	JR	JR	JR



TEAM WARM UPS AND JACKETS



12 BLACK



T9 TRUE NAVY



05 RED



6C TEAM ROYAL

J5314 / YT J5314  
**LIGHTWEIGHT RINK SUIT JACKET**



SIZES	AD	S - 3XL	\$
YT		2XS - XL	\$

Features zippered side pockets, venting at back with reflective tape, elasticated hem and cuffs for comfort, CCM embossed gros grain tape on shoulder/sleeves.

LOGO Strategically positioned embroidered CCM logo provides full front and back embellishment zones.

CONTENT 100% Polyester dobby, 145gsm, Film membrane, breathable 3000g/m2/24hr. Repels water and prevents static cling.

COLORS Black (12), True Navy (T9), Red (05), Team Royal (6C)

BODY / INSIDE

Tricot mesh lining with zipper for post-embellishment access. Inner drop-in pocket with Velcro closure. Brushed fleece inside collar.



12 BLACK



T9 TRUE NAVY



05 RED



6C TEAM ROYAL

PN5315 / YT PN5315  
**LIGHTWEIGHT RINK SUIT PANT**



SIZES	AD	S - 3XL	\$
YT		2XS - XL	\$

Features an adjustable waistband with drawcord, zippered pockets, reflective tape at back yoke, auto-lock zipper at hem provides adjustable leg opening, CCM embossed gros grain tape at bottom leg opening.

LOGO Strategically positioned embroidered CCM logo.

CONTENT 100% Polyester dobby, 145gsm, Film membrane, breathable 3000g/m2/24hr. Repels water and prevents static cling.

COLORS Black (12), True Navy (T9), Red (05), Team Royal (6C)

BODY / INSIDE

Tricot mesh and taffeta lining, exposed CCM jacquard elastic waistband.



12 BLACK



T9 TRUE NAVY

J5318 / YT J5318  
**MID-WEIGHT JACKET**

SIZES	AD	S - 3XL	\$
YT		2XS - XL	\$

Features zippered side pockets, venting with reflective tape at back, elasticated hem and cuffs for comfort, CCM embossed gros grain tape on shoulder/sleeves.

LOGO Strategically positioned embroidered CCM logo provides full front and back embellishment zones.

CONTENT 100% Polyester dobby, 145gsm, film membrane, breathable 3000g/m2/24hr.

COLORS Black (12), True Navy (T9)

BODY / INSIDE

Polar fleece lining inside collar and body for added warmth, taffeta lining with 80gsm insulation in sleeves, zipper for post-embellishment access, inner drop-in pocket with Velcro closure.



12 BLACK



T9 TRUE NAVY



4B DARK GREY HEATHER

J5320 / YT J5320  
**WINTER JACKET**



FIT	REGULAR
SIZES	AD S - 3XL \$
YT	2XS - XL \$

**BODY:** Seam to Seam post-embellishment zipper. Zippered pockets, thick rib knit cuffs, reflective tape at back yoke, adjustable hem with bungee and cordlock, adjustable sleeve opening with velcro, detachable hood with zipper (SR only), CCM embossed gros grain tape on shoulder/sleeves.

LOGO Strategically positioned embroidered CCM logo provides full front and back embellishment zones.

CONTENT 100% Polyester twill with grey film membrane, breathable 5000G/M2/24H, 136GSM

COLORS Black (12), True Navy (T9), Dark Heather Grey (4B)

BODY / INSIDE

**INSIDE:** 200gsm insulation (body/hood), 100gsm insulation (sleeves), microfleece inside collar, post-embellishment zipper, inner drop-in pocket with Velcro closure.



T9 TRUE NAVY



19 CHARCOAL

**NEW**  
**JQT4TC / YT JQT4TC**  
**TEAM QUILTED**  
**WINTER JACKET**



FIT	REGULAR			
	SIZES	AD	S - 3XL	\$
	YT	2XS - XL	\$	

**BODY:** The new Team Quilted Winter Jacket features multiple easy access embellishment entries. Additional details include zippered pockets, packable hood design. The jacket can be packed inside the provided bag and acts like a pillow.

**INSIDE:** 200gsm Thinsulate insulation. The jacket features a cellphone pocket on the left side of the wearer. Lining is printed with the iconic CCM logo.

LOGO	Strategically positioned embroidered CCM logo provides full front and back embellishment zones.
SHELL	100% Polyester Ripstop, 65GSM, DWR (Du-rable Water Repellent) Coating. Thinsulate insulation.
COLORS	Black (12), True Navy (T9), Charcoal (19).



12 BLACK



19 CHARCOAL

**J5321 / YT J5321**  
**QUILTED**  
**JACKET**



FIT	REGULAR			
	SIZES	AD	S - 3XL	\$
	YT	2XS - XL	\$	

**BODY:** Features zippered side pockets, collar and sleeves in stretch tech fleece, elasticated cuffs, drop tail. The jacket is made from 100% recycled fabric and trims.

**INSIDE:** 100gsm insulation (body)

LOGO	Strategically positioned embroidered CCM logo provides full front and back embellishment zones.
CONTENT	Body: 100% recycled polyester taffeta ultra-sonic bonding, 160GSM polyfill, 190GSM, 3000MM WR Sleeve: 90POLY/10spandex recycled tech fleece, moisture wicking, 255GSM
COLORS	Black (12), Charcoal (19)



12 BLACK



T9 TRUE NAVY



4B DARK HEATHER GREY



05 RED

**NEW**  
**FHO4TA / YT FHO4TA**  
**TEAM FLEECE HOOD**

**BODY / INSIDE:** Classic laced hoodie. Updated for easy post-embellishments. CCM embroidery.

FIT	REGULAR			
	SIZES	AD	XS - 2XL	\$
	YT	S - XL	\$	

LOGO	CCM embroidery
CONTENT	Solid colors: 70% cotton, 30% polyester Dark heather grey: 50% cotton, 50% polyester
COLORS	Black (12), True Navy (T9), Red (05), Dark Heather Grey (4B)



**SS3756**  
**SHOWER SANDAL**

SIZES	AD	S (7), M (9), L (11), XL (13)	\$
-------	----	-------------------------------	----

**BODY:** Made from lightweight EVA foam in the soles for unparalleled comfort, this quick-dry shower sandal was designed to wear in the locker room.

**LOGO:** Printed CCM logo.

CONTENT	Upper 100% polyester / Sole VA foam
OTHER	MOQ 6 units (same sizes / color)
COLOR	Black (12)



**EB6425**  
**TEAM DRY BAG**

SIZES	OSFA	\$
-------	------	----

**BODY:** A stylish drawstring bag ideal to store your belongings and stay trendy. Just add your team logo.

**LOGO:** Printed CCM logo.

CONTENT	100% PU
COLOR	Black (12)

LOCKER ROOM FLEECE PROGRAM



12  
BLACK



T9  
TRUE  
NAVY



4B  
DARK  
HEATHER  
GREY

FHO3TA  
**PREMIUM TECH FLEECE  
PULLOVER HOODIE**

BODY /  
INSIDE All new premium pullover tech fleece combines a lightweight insulator with a premium look and construction built to travel on and off the bus to the rink and gym featuring front pockets and brushed jersey lined hood.

FIT	REGULAR		
	SIZES	AD	XS - 2XL
	YT	XS - XL	\$

LOGO CCM embroidery.

CONTENT 84% polyester / 12% Rayon / 4% spandex 300GSM


COLORS Black (12), True Navy (T9), Dark Heather Grey (4B)



4B  
DARK GREY  
HEATHER



T9  
TRUE  
NAVY



12  
BLACK

FQZ2TB  
**PREMIUM TECH FLEECE  
1/4 ZIP HOODIE**

BODY /  
INSIDE Premium 1/4 zip tech fleece combines a lightweight insulator with a premium look and construction built to travel on and off the bus to the rink and gym featuring front pockets and brushed jersey lined hood.

FIT	REGULAR		
	SIZES	AD	XS - 2XL
	YT	XS - XL	\$

LOGO CCM embroidery.

CONTENT 84% polyester/12% Rayon/4% spandex 300GSM

COLORS Black (12), True Navy (T9), Dark Heather Grey (4B)



12  
BLACK



T9  
TRUE  
NAVY



4B  
DARK  
HEATHER  
GREY

FFZ2TA  
**PREMIUM TECH FLEECE  
FULL ZIP HOODIE**

BODY /  
INSIDE Premium full zip tech fleece combines a lightweight insulator with a premium look and construction combines a breathable soft feel with a modern design built to travel on and off the bus to the rink and gym featuring zippered pockets and brushed jersey lined hood.

FIT	REGULAR		
	SIZES	AD	XS - 2XL
	YT	XS - XL	\$

LOGO CCM embroidery.

CONTENT 84% polyester/12% Rayon/4% spandex 300GSM

COLORS Black (12), True Navy (T9), Dark Heather Grey (4B)



12  
BLACK



T9  
TRUE  
NAVY



4B  
DARK  
HEATHER  
GREY

FCR2TB  
**PREMIUM TECH  
FLEECE CREW**

BODY /  
INSIDE Premium tech fleece crew combines a lightweight insulator with a premium look and construction built to travel on and off the bus to the rink and gym.

FIT	REGULAR		
	SIZES	AD	XS - 2XL
	YT	S - XL	\$

LOGO CCM embroidery.

SHELL 84% polyester/12% Rayon/4% spandex 300GSM

COLORS Black (12), True Navy (T9), Dark Heather Grey (4B)





4B  
DARK GREY  
HEATHER



T9  
TRUE  
NAVY



12  
BLACK

**PCP3TA**  
**PREMIUM TECH FLEECE**  
**CUFFED JOGGER**

FIT	SLIM		
	AD	XS - 2XL	\$
SIZES	YT	XS - XL	\$

BODY/  
INSIDE

All new premium tech fleece cuffed jogger combines a lightweight insulator with a premium look and construction built to travel on and off the bus to the rink and gym, featuring zippered side pockets with a silicone dipped waistband drawstring

LOGO CCM embroidery.

---

CONTENT 84% polyester/12% Rayon/4% spandex 300GSM

---

COLORS Black (12), True Navy (T9), Dark Heather Grey (4B)



4B  
DARK  
HEATHER  
GREY



T9  
TRUE  
NAVY



12  
BLACK

**PLP2TA**  
**PREMIUM TECH FLEECE**  
**TAPERED JOGGER**

FIT	REGULAR		
	AD	XS - 2XL	\$
SIZES	YT	XS - XL	\$

BODY/  
INSIDE

Premium tech fleece tapered jogger combines a lightweight insulator with a premium look and construction built to travel on and off the bus to the rink and gym, featuring zippered side pockets with a silicone dipped waistband drawstring

LOGO CCM embroidery.

---

CONTENT 84% polyester/12% Rayon/4% spandex 300GSM

---

COLORS Black (12), True Navy (T9), Dark Heather Grey (4B)



12  
BLACK



T9  
TRUE  
NAVY



4B  
DARK  
HEATHER  
GREY

**FHO2TB**  
**TEAM FLEECE**  
**PULLOVER HOODIE**

FIT	REGULAR		
	AD	XS - 2XL	\$
SIZES	YT	XS - XL	\$

BODY/  
INSIDE

Your go-to favorite team fleece hoodie for every day. Soft cotton blend with a jersey lined hood featuring cross over front styling and drawcord. Stylized front pockets and fitted rib knit cuffs and bottom hem.

LOGO CCM embroidery.

---

CONTENT Solid Colors 70% cotton / 30% poly  
Heather Grey 50% cotton / 50% poly

---

COLORS Black (12), True Navy (T9), Dark Heather Grey (4B)



12  
BLACK



T9  
TRUE  
NAVY



4B  
DARK  
HEATHER  
GREY

**PFP2TA**  
**TEAM FLEECE CUFFED**  
**JOGGER**

FIT	REGULAR		
	AD	XS - 2XL	\$
SIZES	YT	XS - XL	\$

BODY/  
INSIDE

These cuffed joggers, feature open side pockets, with an outer self fabric and inner CCM jacquard elastic waistband with drawcord.

LOGO CCM embroidery.

---

CONTENT Solid Colors 70% cotton / 30% poly  
Heather Grey 50% cotton / 50% poly

---

COLORS Black (12), True Navy (T9), Dark Heather Grey (4B)

TEAM TRAINING



12  
BLACK



T9  
TRUE  
NAVY



19  
CHARCOAL

NEW

**JVT4TA  
MENS  
TRAINING VEST**

BODY/  
INSIDE

Light, warm, highly versatile insulation performs as a stand alone or mid layer resists wind and light weather. Stretch side panels aid ventilation and freedom fit with zippered side pockets.

FIT SLIM

SIZES AD XS - 2XL \$

LOGO Reflective CCM logo

CONTENT 100% polyester

COLORS Black (12), True Navy (T9), Charcoal (19)



12  
BLACK



T9  
TRUE  
NAVY



19  
CHARCOAL

NEW

**JWB4TA  
MENS  
WINDBREAKER**

BODY/  
INSIDE

Packable windbreaker with ripstop fabric. The packable design allows you to fold it up to the back pocket. Features zippered pocket on the right side of the wearer, ventilation opening on the back and reflective tape.

FIT SLIM

SIZES AD XS - 2XL \$

LOGO Reflective CCM logo

CONTENT 100% polyester ripstop  
20,000mm water repellent  
15,000 g/m2/24h breathability

COLORS Black (12), True Navy (T9), Charcoal (19)



T9  
TRUE  
NAVY



12  
BLACK



4B  
DARK  
HEATHER  
GREY

**TSS3TA  
SHORT SLEEVE PREMIUM  
TRAINING TEE**

BODY/  
INSIDE

Premium short sleeve crewneck training tee made from a soft knit fabric with engineered mesh ventilation, strategically placed where breathability is needed most.

FIT SLIM

SIZES AD S - 2XL \$  
YT S - XL \$

LOGO CCM 3D silicone print.

CONTENT 100% Nylon, 160GSM, Circular knit

COLORS Black (12), True Navy (T9), Dark Heather Grey (4B)



T9  
TRUE  
NAVY



12  
BLACK



4B  
DARK  
HEATHER  
GREY

**TLS3TA  
LONG SLEEVE PREMIUM  
TRAINING TEE**

BODY/  
INSIDE

Premium long sleeve crewneck training tee made from a soft knit fabric with engineered mesh ventilation, strategically placed where breathability is needed most.

FIT SLIM

SIZES AD S - 2XL \$  
YT XS - XL \$

LOGO CCM silicone print.

CONTENT 100% Nylon, 160GSM, Circular knit

COLORS Black (12), True Navy (T9), Dark Heather Grey (4B)



12  
BLACK



T9  
TRUE  
NAVY



19  
CHARCOAL

### SWV3TA 2 IN 1 SHORT

BODY /  
INSIDE

Ventilated with moisture-wicking technology with zippered side pockets. Adjustable waistband with drawcord and zippered side pockets. 7" Legging, 6" Short.



FIT	SLIM BASE LAYER UNDERNEATH		
SIZES	AD	XS - 2XL	\$

LOGO CCM silicone print.

CONTENT Outer short: 100% polyester woven fabric  
Inner short: 86% polyester / 14% Spandex with moisture wicking, 200gsm

COLORS Black (12), True Navy (T9), Charcoal (19)



12  
BLACK



T9  
TRUE  
NAVY



4B  
DARK  
HEATHER  
GREY

### TLS3TB LONG SLEEVE PREMIUM TRAINING HOODIE

BODY /  
INSIDE

Premium long sleeve training hoodie made with 99.9% pure metallic silver fiber containing active antimicrobial properties built in to inhibit the growth of bacteria which keeps the shirt smelling fresher for longer.

LOGO CCM tonal embroidery

CONTENT 93% Polyester / 5% Spandex / 2% Silver (x-static), 160GSM

COLORS Black (12), True Navy (T9), Dark Heather Grey (4B)

FIT	SLIM		
SIZES	AD	S - 2XL	\$
	YT	XS - XL	\$



12  
BLACK



T9  
TRUE  
NAVY



4B  
DARK  
HEATHER  
GREY

### TSS2RA SHORT SLEEVE PREMIUM TRAINING TEE

BODY /  
INSIDE

Premium technical training tee with breathable mesh inserts and Tactical Dry® technology designed with a raglan sleeve providing more mobility for your resistance training workouts.



FIT	SLIM		
SIZES	AD	S - 2XL	\$
	YT	S - XL	\$

LOGO CCM 3D silicone print.

CONTENT 88% Recycled polyester/12% Spandex, 190gsm

COLORS Black (12), True Navy (T9), Dark Heather Grey (4B)



4B  
DARK GREY  
HEATHER



T9  
TRUE  
NAVY



12  
BLACK

### TLS2RA LONG SLEEVE PREMIUM TRAINING TEE

BODY /  
INSIDE

The long sleeve version of the Premium technical training tee with breathable mesh inserts and Tactical Dry® technology designed with a raglan sleeve providing more mobility for your resistance training workouts.



FIT	SLIM		
SIZES	AD	S - 2XL	\$
	YT	S - XL	\$

LOGO CCM 3D silicone print.

CONTENT 88% Recycled polyester/12% Spandex, 190gsm

COLORS Black (12), True Navy (T9), Dark Heather Grey (4B)

12  
BLACK



T9  
TRUE  
NAVY



4B  
DARK  
HEATHER  
GREY

## THZ2RA HALF ZIP PREMIUM TRAINING TEE



FIT	SLIM			
	SIZES	AD	S - 2XL	\$
	YT	S - XL	\$	

BODY/  
INSIDE

The half zip version of the Premium technical training tee with breathable mesh inserts and Tactical Dry® technology designed with a raglan sleeve providing more mobility for your resistance training workouts.

LOGO CCM 3D silicone print.

CONTENT 88% Recycled polyester / 12% Spandex, 190gsm

COLORS Black (12), True Navy (T9), Dark Heather Grey (4B)

12  
BLACK



T9  
TRUE  
NAVY



19  
CHARCOAL

## SWV3RB TEAM WOVEN SHORT



FIT	REGULAR			
	SIZES	AD	S - 2XL	\$
	YT	S - XL	\$	

BODY/  
INSIDE

Lightweight and quick-drying, made for training and every day with moisture-wicking technology and mesh side panels to keep you dry. Premium exposed CCM jacquard elastic at the back with an adjustable waistband with drawcord and zipped side pockets. 7" inseam length for adult.

LOGO CCM reflective rubber print logo.

CONTENT 100% polyester woven fabric.

COLORS Black (12), True Navy (T9), Charcoal (19)

12  
BLACK



T9  
TRUE  
NAVY



4B  
DARK  
HEATHER  
GREY

## SKN3RA TEAM TRAINING SHORT



FIT	REGULAR			
	SIZES	AD	XS - 2XL	\$
	YT	XS - XL	\$	

BODY/  
INSIDE

Featuring CCM jacquard elastic waistband with adjustable drawcord and open side pockets, the team training short makes training day the best day. 7" inseam length for adult.

LOGO CCM heat transfer logo.

CONTENT 93% polyester / 7% Spandex jersey with moisture wicking, 210gsm

COLORS Black (12), True Navy (T9), Dark Heather Grey (4B)

12  
BLACK



01  
WHITE



T9  
TRUE  
NAVY



9L  
GREY

## HSL2RA TEAM PERFORATED TRAINING CAP

SIZES	AD	OSFA	\$
	YT	OSFA	\$

BODY

Lightweight, incredibly breathable structured front panel with perforated back and hook and loop closure.

CONTENT 54% Polyester / 46% Cotton

OTHER MOQ 6 units (same sizes / color)

LOGO

CCM embroidery logo.

COLORS Black (12), White (01), True Navy (T9), Grey (9L)



**PSS3TA  
FITTED POLO**

FIT	SLIM		
SIZES	AD	XS - 2XL	\$

BODY/  
INSIDE

The fitted polo, made by permanently bonding 99.9% pure metallic silver to the surface of a fiber containing active antimicrobial properties built in to inhibit the growth of bacteria which keeps the shirt smelling fresher for longer.

LOGO	CCM logo Tonal embroidery
CONTENT	93% Polyester / 5% Spandex / 2% Silver (x-static), 160GSM
COLORS	Black (12), True Navy (T9) Red (05), Dark Heather Grey (4B)



**PSS3TB  
RELAXED FIT  
POLO**

FIT	RELAXED		
SIZES	AD	XS - 2XL	\$
	YT	S - XL	\$

BODY/  
INSIDE

The relaxed fit polo, made by permanently bonding 99.9% pure metallic silver to the surface of a fiber containing active antimicrobial properties built in to inhibit the growth of bacteria which keeps the shirt smelling fresher for longer.

LOGO	CCM logo Tonal embroidery
SHELL	98% Polyester / 2% Silver (x-static), 160GSM
COLORS	Dark Heather Grey (4B), Grey Heathered (1F), Heather Navy (5C)



**TSS2TA  
TEAM PREMIUM  
ESSENTIAL TEE**

FIT	AD - REGULAR / YT - RELAXED		
SIZES	AD	S - 2XL	\$
	YT	XS - XL	\$

BODY/  
INSIDE

Where style and comfort collide. The essential team tee is blends lightweight and soft for that perfect everyday comfortable fit.

LOGO	Printed CCM logo
CONTENT	50% polyester / 25% cotton / 25% rayon
COLORS	Black (12), True Navy (T9), Athletic Grey (U6)



**HSL3TA  
TEAM SLOUCH  
ADJUSTABLE**

SIZES	AD	OSFA	\$
	YT	OSFA	\$

BODY

Relaxed slouch fit with self fabric closure with adjustable metal buckle.

LOGO

CCM embroidery.

CONTENT	100% cotton
OTHER	MOQ 6 units (same sizes / color)
COLORS	Black (12), True Navy (T9), Charcoal (19)



12 BLACK



T9 TRUE NAVY



19 CHARCOAL

### HFB3TA TEAM FLATBRIM SNAPBACK CAP

SIZES	AD	OSFA	\$
	YT	OSFA	\$

**BODY** Clean design with embroidered CCM logo on the side.

**CONTENT** 100% Recycled polyester

**OTHER** MOQ 6 units (same sizes / color)

**LOGO** CCM embroidery.

**COLORS** Black (12), True Navy (T9), Charcoal (19)



12 BLACK



T9 TRUE NAVY



19 CHARCOAL



05 RED

### HFX3TA TEAM TRAINING FLEX CAP

SIZES	AD	S/M, L/XL	\$
	YT	OSFA	\$

**BODY** Lightweight structured flex silhouette.

**CONTENT** 98% Organic cotton / 2% Spandex

**OTHER** MOQ 6 units (same sizes / color)

**LOGO** CCM embroidery.

**COLORS** Black (12), True Navy (T9), Charcoal (19), Red (05)



12 BLACK



T9 TRUE NAVY



19 CHARCOAL

### HLW3TA TEAM LOW PROFILE ADJUSTABLE

SIZES	AD	S/M, L/XL	\$
	YT	OSFA	\$

**BODY** Low profile silhouette with adjustable snap closure.

**CONTENT** 100% Recycled Polyester

**OTHER** MOQ 6 units (same sizes / color)

**LOGO** CCM embroidery.

**COLORS** Black (12), True Navy (T9), Charcoal (19)



12 BLACK



05 RED



T9 TRUE NAVY



4B DARK HEATHER GREY

### HTR2TA TEAM MESHBACK TRUCKER

SIZES	AD	OSFA	\$
	YT	OSFA	\$

**BODY** Structured cotton front panel, with breathable mesh back panel and adjustable snap closure.

**CONTENT** 54% Polyester / 46% Cotton

**OTHER** MOQ 6 units (same sizes / color)

**LOGO** CCM embroidery logo.

**COLORS** Black (12), True Navy (T9), Dark Heather Grey (4B), Red (05)



12 BLACK



T9 TRUE NAVY



4B DARK HEATHER GREY



Y5 DARK BLUE



05 RED

### HPM3TA TEAM POM KNIT WITH FLEECE LINER

SIZES	AD	OSFA	\$
	YT	OSFA	\$

**BODY** Cuffed knit with knitted stripe, a soft polar fleece lining, CCM embroidered logo and topped with a chunky pom.

**CONTENT** 100% Acrylic Liner: 90% Poly / 10% Wool

**OTHER** MOQ 6 units (same sizes / color)

**LOGO** CCM embroidery.

**COLORS** Black (12), True Navy (T9), Dark Heather Grey (4B), Dark Blue (Y5), Red (05)



12  
BLACK



T9 TRUE NAVY  
4B DARK HEATHER GREY  
Y5 DARK BLUE  
05 RED

**HPM3TB  
TEAM  
POM KNIT**

SIZES	AD	OSFA	\$
	YT	OSFA	\$

**BODY** Cuffed knit with shaker rib, embroidered logo and topped with a chunky pom.

**CONTENT** 100% Acrylic

**OTHER** MOQ 6 units (same sizes / color)

**COLORS** Black (12), True Navy (T9), Dark Heather Grey (4B), Dark Blue (Y5), Red (05)

**LOGO** CCM embroidery.



12  
BLACK



T9 TRUE NAVY  
4B DARK HEATHER GREY  
Y5 DARK BLUE  
05 RED

**HCB3TA  
TEAM  
CUFFED BEANIE**

SIZES	AD	OSFA	\$
	YT	OSFA	\$

**BODY** Cuffed beanie with shaker rib, CCM logo on woven label.

**CONTENT** 100% Acrylic

**OTHER** MOQ 6 units (same sizes / color)

**COLORS** Black (12), True Navy (T9), Red (05), Dark Heather Grey (4B), Dark Blue (Y5)

**LOGO** CCM woven label.



WOMEN'S TEAM



T9  
TRUE  
NAVY



4B  
DARK  
HEATHER  
GREY



12  
BLACK

FHO2TC  
**PREMIUM WOMEN'S  
TECH FLEECE HOODIE**

BODY/  
INSIDE

All new premium tech fleece pullover hoodie combines a breathable soft feel with a modern design built to travel on and off the bus to the rink and gym featuring front pockets and brushed jersey lined hood.

FIT REGULAR

SIZES WM XS - XL \$

LOGO CCM embroidery on top right shoulder provides team embellishment area.

CONTENT 84% polyester/12% Rayon/4% spandex 300GSM

COLORS Black (12), True Navy (T9), Dark Heather Grey (4B)



T9  
TRUE  
NAVY



4B  
DARK  
HEATHER  
GREY



12  
BLACK

PFP2TB  
**PREMIUM WOMEN'S  
TECH FLEECE JOGGER**

BODY/  
INSIDE

All new premium tech fleece jogger combines a breathable soft feel with a modern design built to travel on and off the bus to the rink and gym, featuring zippered side pockets with a silicone dipped waistband drawstring

FIT REGULAR

SIZES WM XS - XL \$

LOGO Strategically positioned embroidered CCM logo.

CONTENT 84% polyester/12% Rayon/4% spandex 300GSM

COLORS Black (12), True Navy (T9), Dark Heather Grey (4B)



12  
BLACK



T9  
TRUE  
NAVY

TSS3TB  
**WOMEN'S  
CREW NECK TEE**

BODY/  
INSIDE

Your favorite go to tee, with soft lightweight fabric to keep you cool, every day, everywhere.

FIT SLIM

SIZES WM XS - XL \$

LOGO CCM print.

CONTENT 50% Polyester/25% Cotton/25% Rayon, 152GSM

COLORS Black (12), True Navy (T9)





12  
BLACK



T9  
TRUE  
NAVY

### TSS3TB WOMEN'S CREW NECK TEE

FIT SLIM

SIZES WM XS - XL \$

**BODY / INSIDE** Your favorite go to tee, with soft lightweight fabric to keep you cool, every day, everywhere.

LOGO	CCM print.
CONTENT	50% Polyester/25% Cotton/25% Rayon, 152GSM
COLORS	Black (12), True Navy (T9)



12  
BLACK

### JWN2TA WOMEN'S WINTER JACKET



FIT REGULAR

SIZES WM S - XL \$

**BODY / INSIDE** Women's fit with seam-to-seam post-embellishment zipper. Features zippered pockets, thick rib knit cuffs, reflective tape at back yoke, adjustable hem with bungee and cordlock, adjustable sleeve opening with Velcro, detachable hood with zipper, CCM embossed gros grain tape on shoulder/sleeves.

**INSIDE:** microfleece inside collar, zipper for post-embellishment access, inner drop-in pocket with Velcro closure.

LOGO	Embroidered CCM logo position provides full front and back embellishment zones.
CONTENT	100% Polyester twill with grey film membrane, breathable 5000G/M2/24H, 136GSM 200gsm insulation (body/hood), 100gsm in-sulation (sleeves)
COLORS	Black (12)



4B  
DARK GREY  
HEATHER



T9  
TRUE  
NAVY



12  
BLACK

### TSS2RB SHORT SLEEVE PREMIUM TRAINING TEE



FIT SLIM

SIZES WM XS - XL \$

**BODY / INSIDE** Premium technical training tee with breathable mesh inserts and Tactical Dry® technology designed to provide more mobility for your resistance training workouts.

LOGO	CCM 3D silicone print.
CONTENT	88% Recycled polyester/12% Spandex, 190gsm
COLORS	Black (12), True Navy (T9), Dark Heather Grey (4B)



12  
BLACK

### SKN2RA WOMEN'S TRAINING SHORT



FIT REGULAR

SIZES WM XS - XL \$

**BODY / INSIDE** CCM jacquard elastic waistband with adjustable drawcord and open side pockets, the team training short makes training day the best day.

LOGO	CCM 3D silicone print.
CONTENT	100% Polyester tricot 150g
COLORS	Black (12)



12  
BLACK



T9  
TRUE  
NAVY

**NEW**  
**PSS4TW**  
**WOMENS POLO**

FIT		SLIM	
SIZES	WM	XS - XL	\$

BODY/  
INSIDE

Women's fit and grade to accommodate different body types. Performance fabric, breathable and moisture wicking. Silver yarn acts as anti-microbial.

LOGO Embroidered CCM logo

SHELL 93% poly 5% spandex 2% silver jersey

COLORS Black (12), True Navy (T9)



T9  
TRUE  
NAVY



12  
BLACK

**NEW**  
**TSS4RW**  
**WOMEN'S SHORT SLEEVE**  
**TRAINING TEE**

FIT		SLIM	
SIZES	WM	XS - XL	\$

BODY/  
INSIDE

Features circular knit technology with breathability holes integrated to help evaporation, AER-TEC technology and a soft hand feel fabric. Seamless construction for added comfort and flexibility.

LOGO CCM 3D silicone print

CONTENT 100% nylon, 160GSM, circular knit w/ wicking treatment and quickdry

COLORS Black (12), True Navy (T9)



T9  
TRUE  
NAVY



12  
BLACK

**NEW**  
**TLS4RW**  
**WOMEN'S LONG SLEEVE**  
**TRAINING TEE**

FIT		SLIM	
SIZES	WM	XS - XL	\$


BODY/  
INSIDE

Features circular knit technology with breathability holes integrated to help evaporation, AER-TEC technology and a soft hand feel fabric. Seamless construction for added comfort and flexibility.

LOGO CCM 3D silicone print

CONTENT 100% NYLON, 160GSM, circular knit w/ wicking treatment and quickdry

COLORS Black (12), True Navy (T9)



12  
BLACK



T9  
TRUE  
NAVY

**NEW**  
**TTK4RA**  
**WOMEN'S PREMIUM**  
**TRAINING CROP TOP**

FIT		PERFORMANCE COMPRESSION	
SIZES	WM	XS - XL	\$


BODY/  
INSIDE

Features a high neck, curve hugging design, racer back, wide elastic under the bust and a doubled layer front. Perforated lining and back insert to help evaporation. Hidden pocket at front chest lining

LOGO CCM heat transfer label

CONTENT 78% recycled poly 22% spandex interlock one side with light peach in 250g/m2.

COLORS Black (12), True Navy (T9)



12  
BLACK



T9  
TRUE  
NAVY

**NEW**  
**PTL4RA**  
**WOMENS TRAINING**  
**LEGGINGS**

FIT		PERFORMANCE COMPRESSION	
SIZES	WM	XS - XL	\$

BODY/  
INSIDE

Features a curve hugging design, a deep cellphone pocket on the side, an adjustable waist and a hidden pocket in the front waistband.

LOGO CCM Heat transfer label

SHELL 78% recycled poly 22% spandex interlock one side with light peach in 250g/m2.

COLORS Black (12), True Navy (T9)



GCM

BRANDED CORE



3M VINTAGE BLUE



- 158 UNBLEACHED
- 159 SAND
- 19 CHARCOAL
- 160 LAVENDER
- 161 MAJOR BROWN
- 12 BLACK

**TSS3CA  
CORE SHORT  
SLEEVE TEE**

BODY /  
INSIDE

Comfort X Classic. This wardrobe staple short sleeve tee blends cottony soft fabric with a touch of spandex for stretch and shape retention.

<b>FIT</b>	SLIM		
<b>SIZES</b>	AD	S - 2XL	\$
	YT	S - XL	\$

LOGO Soft hand screen-printed CCM logo.

CONTENT 95% Cotton / 5% Spandex

COLORS Unbleached (158), Sand (159), Charcoal (19), Vintage Blue (3M), Major Brown (161), Lavender (160), Black (12)



3M VINTAGE BLUE



- 158 UNBLEACHED
- 159 SAND
- 19 CHARCOAL
- 160 LAVENDER
- 161 MAJOR BROWN
- 12 BLACK

**TLS3CA  
CORE LONG  
SLEEVE TEE**

BODY /  
INSIDE

Comfort X Classic. This wardrobe staple long sleeve tee blends cottony soft fabric with a touch of spandex for stretch and shape retention.

<b>FIT</b>	SLIM		
<b>SIZES</b>	AD	S - 2XL	\$
	YT	S - XL	\$

LOGO Soft hand screen-printed CCM logo.

CONTENT 95% Cotton / 5% Spandex

COLORS Unbleached (158), Sand (159), Charcoal (19), Vintage Blue (3M), Major Brown (161), Black (12)



3M VINTAGE BLUE



- 158 UNBLEACHED
- 159 SAND
- 19 CHARCOAL
- 160 LAVENDER
- 161 MAJOR BROWN
- 12 BLACK

**FHO3CA  
CORE  
PULLOVER HOODIE**

BODY /  
INSIDE

Super soft wash, naturally breathable fabric makes this hoodie your new favorite. Soft ribbing at cuffs and hem with a kangaroo pocket and lined hood.

<b>FIT</b>	AD - SLIM / YT - REGULAR		
<b>SIZES</b>	AD	S - 2XL	\$
	YT	S - XL	\$

LOGO CCM embroidery.

CONTENT 80% Cotton / 20% Polyester

COLORS Unbleached (158), Sand (159), Charcoal (19), Vintage Blue (3M), Major Brown (161), Lavender (160), Black (12)



3M VINTAGE BLUE



- 158 UNBLEACHED
- 159 SAND
- 19 CHARCOAL
- 160 LAVENDER
- 161 MAJOR BROWN
- 12 BLACK

**FCR3CA  
CORE  
FLEECE CREW**

BODY /  
INSIDE

Super soft wash, naturally breathable fabric makes this crew great for everyday and everywhere. Soft ribbing at cuffs and hem with a kangaroo pocket and lined hood.

<b>FIT</b>	AD - SLIM / YT - REGULAR		
<b>SIZES</b>	AD	S - 2XL	\$
	YT	S - XL	\$

LOGO CCM embroidery.

CONTENT 80% Cotton / 20% Polyester

COLORS Unbleached (158), Sand (159), Charcoal (19), Vintage Blue (3M), Major Brown (161), Lavender (160), Black (12)



**PFC3CA  
CORE FLEECE  
CUFFED JOGGER**

BODY /  
INSIDE

From workout to hang out these naturally breathable joggers make your basics the best. Super soft wash cotton fleece for comfort and style with functional side pockets.

FIT	AD - SLIM / YT - REGULAR		
SIZES	AD	S - 2XL	\$
	YT	S - XL	\$

LOGO	CCM embroidery.		
CONTENT	80% Cotton / 20% Polyester		
COLORS	Unbleached (158), Sand (159), Charcoal (19), Major Brown (161), Black (12), Vintage Blue (3M)		



**SFC3CA  
CORE FLEECE SHORT**

BODY /  
INSIDE

From workout to hang out these naturally breathable 7" shorts (adult) make the best basics. Super soft wash cotton fleece for comfort and style.

FIT	AD - SLIM / YT - REGULAR		
SIZES	AD	S - 2XL	\$
	YT	S - XL	\$

LOGO	CCM embroidery.		
CONTENT	80% Cotton / 20% Polyester		
COLORS	Unbleached (158), Sand (159), Charcoal (19), Major Brown (161), Black (12), Vintage Blue (3M)		

**WOMEN'S BRANDED CORE**



**TSS3CB  
WOMENS CORE  
SHORT SLEEVE TEE**

BODY /  
INSIDE

Comfort X Classic. This wardrobe staple short sleeve tee blends cottony soft fabric with a touch of spandex for stretch and shape retention.

FIT	SLIM		
SIZES	WM	XS - XL	\$

LOGO	Soft hand screen-printed CCM logo.		
CONTENT	95% Cotton / 5% Spandex		
COLORS	Unbleached (158), Sand (159), Vintage Blue (3M), Lavender (160)		



**FH03CB  
WOMEN'S CORE  
PULLOVER HOODIE**

BODY /  
INSIDE

Super soft wash, naturally breathable fabric makes this hoodie your new favorite. Soft ribbing at cuffs and hem with a kangaroo pocket and lined hood.

FIT	SLIM		
SIZES	WM	XS - XL	\$

LOGO	CCM embroidery.		
CONTENT	80% Cotton / 20% Polyester		
COLORS	Unbleached (158), Sand (159), Vintage Blue (3M), Lavender (160), Black (12)		



**PFC3CB**  
**WOMEN'S CORE**  
**FLEECE CUFFED JOGGER**

FIT		SLIM	
SIZES	WM	XS - XL	\$

**BODY / INSIDE**  
From workout to hang out these naturally breathable joggers make your basics the best. Super soft wash cotton fleece for comfort and style with functional side pockets.

**LOGO** CCM Embroidery.

**CONTENT** 80% Cotton / 20% Polyester

**COLORS** Unbleached (158), Sand (159), Vintage Blue (3M), Lavender (160), Black (12)

**HTR3CA**  
**CORE MESHBACK**  
**TRUCKER**



SIZES	AD	OSFA	\$
YT		OSFA	\$

**BODY** Structured cotton front panel, with breathable mesh back panel and adjustable snap closure.

**CONTENT** 100% Cotton

**OTHER** MOQ 6 units (same sizes / color)

**LOGO** CCM Raised Embroidery.

**COLORS** Unbleached (158), Sand (159), Charcoal (19), Vintage Blue (3M), Major Brown (161), Black (12)

**HSL3CA**  
**CORE SLOUCH**  
**ADJUSTABLE**



SIZES	AD	OSFA	\$
YT		OSFA	\$

**BODY** Relaxed slouch fit with self fabric closure with adjustable metal buckle.

**CONTENT** 100% Cotton

**OTHER** MOQ 6 units (same sizes / color)

**LOGO** CCM Raised Embroidery.

**COLORS** Unbleached (158), Sand (159), Charcoal (19), Vintage Blue (3M), Major Brown (161), Lavender (160), Black (12)

**HST3CA**  
**CORE STRUCTURED**  
**ADJUSTABLE**



SIZES	AD	OSFA	\$
YT		OSFA	\$

**BODY** Structured cotton front panel, with self fabric closure with adjustable metal buckle.

**CONTENT** 100% Cotton

**OTHER** MOQ 6 units (same sizes / color)

**LOGO** CCM Raised Embroidery.

**COLORS** Unbleached (158), Sand (159), Charcoal (19), Vintage Blue (3M), Major Brown (161), Lavender (160), Black (12)



**HPM3CA  
CORE  
POM KNIT**

SIZES	AD	OSFA	\$
	YT	OSFA	\$

BODY	Jacquard knit stripes with a soft polar fleece lining and a fine fringe pom.	CONTENT	50% Merino Wool / 50% Acrylic
LOGO	CCM jacquard logo.	OTHER	MOQ 6 units (same sizes / color)
COLORS		COLORS	Unbleached (158), Sand (159), Charcoal (19), Vintage Blue (3M), Major Brown (161), Lavender (160), Black (12)



**HBW3CA  
CORE WATCHMAN  
BEANIE**

SIZES	AD	OSFA	\$
	YT	OSFA	\$

BODY	The shallow-fit Chunky-Knit Watchman Beanie brings low-profile, dockworker style wherever your cold-weather adventures lead.	CONTENT	50% Merino Wool / 50% Acrylic
LOGO	CCM Embroidered Woven patch.	OTHER	MOQ 6 units (same sizes / color)
COLORS		COLORS	Unbleached (158), Sand (159), Charcoal (19), Vintage Blue (3M), Major Brown (161), Lavender (160), Black (12)



COMPRESSION



**TLS2BG**  
**LONG SLEEVE TOP**  
**WITH GEL APPLICATION**

SIZES	AD	S - 2XL	\$
	YT	XS - XL	\$

Anatomical fit	LOGO	Heat transfer.
Breathable Mesh		
Gel Application	CONTENT	85% Polyester / 15% Spandex
Locker Room Hook		
Writable Name/Number Heat Transfer Label	COLOR	Black (12)



**SCJ2BA**  
**SHORT WITH**  
**JOCK/TABS**

SIZES	AD	S - 2XL	\$
	YT	S - XL	\$

Anatomical fit	LOGO	Heat transfer.
Breathable Mesh		
Locker Room Hook	CONTENT	85% Polyester / 15% Spandex
Odor Resistant		
Writable Name/Number Heat Transfer Label	COLOR	Black (12)



**PCJ2BG**  
**PANT WITH GEL**  
**APPLICATION/JOCK/TABS**

SIZES	AD	S - 2XL	\$
	YT	S - XL	\$

Anatomical fit	LOGO	Heat transfer.
Breathable Mesh		
Locker Room Hook	CONTENT	85% Polyester / 15% Spandex
Odor Resistant		
Writable Name/Number Heat Transfer Label	COLOR	Black (12)

PERFORMANCE COMPRESSION



**TLS3BA**  
**PERFORMANCE**  
**LONG SLEEVE TOP**

SIZES	AD	S - 2XL	\$
	YT	S - XL	\$

Absorb	LOGO	Heat transfer.
Evaporate		
Regulate body heat	CONTENT	86% polyester 14% spandex 186g/m2 + 90% polyester 10% spandex mesh 120g/m2, moisture wicking and anti-odor with POLYGIENE®
4-way stretch with strategic venting zones		
	COLOR	Black (12)



TOTALDRY



Polygiene®





**TSS3BA  
PERFORMANCE  
SHORT SLEEVE TOP**

SIZES AD S - 2XL \$

Absorb  
Evaporate  
Regulate body heat  
4-way stretch with strategic venting zones

LOGO Heat transfer.

CONTENT 86% polyester 14% spandex 186g/m2 + 90% polyester 10% spandex mesh 120g/m2, moisture wicking and anti-odor with POLYGIENE®

COLOR Black (12)



**PCM3BM  
PERFORMANCE  
PANT**

SIZES AD S - 2XL \$  
YT S - XL \$

Absorb  
Evaporate  
Regulate body heat  
4-way stretch with strategic venting zones

LOGO Heat transfer.

CONTENT 86% polyester 14% spandex 186g/m2 + 90% polyester 10% spandex mesh 120g/m2, moisture wicking and anti-odor with POLYGIENE®

COLOR Black (12)



**SCM3BA  
PERFORMANCE  
SHORT**

SIZES AD S - 2XL \$

Absorb  
Evaporate  
Regulate body heat  
4-way stretch with strategic venting zones

LOGO Heat transfer.

CONTENT 86% polyester 14% spandex 186g/m2 + 90% polyester 10% spandex mesh 120g/m2, moisture wicking and anti-odor with POLYGIENE®

COLOR Black (12)



**NON-COMPRESSION**

4B  
DARK  
HEATHER  
GREY



12  
BLACK

**PNC3BA  
LOOSE FIT  
PANT**

SIZES AD S - 2XL \$

Improved fit  
Breathable Mesh  
Odor Resistant  
4-way stretch

LOGO Heat transfer.

CONTENT 95% Polyester / 5% Spandex

COLOR Black (12), Dark Heather Grey (4B)





[SNC2BMESH]  
**NON-COMPRESSION MESH SHORT WITH JOCK/TABS**

SIZES	SR	S - 2XL	\$
	JR	S - XL	\$

Athletic fit  
 Breathable mesh

CONTENT 100% Polyester

COLOR Black

**PADDED PROTECTION**



**TNG2BA NECK PROTECTOR TOP**

SIZES	SR	S - 2XL	\$
	JR	XS - XL	\$

BNQ and CE Certified  
 Cut Resistant Neck  
 Comfortable adjustable neck attachment  
 Improved raglan style fit  
 Moisture wicking fabric  
 Odor Resistant

LOGO Heat transfer.

CONTENT 85% Polyester / 15% Spandex

COLOR Black (12)



**TGP2BA PADDED GOALIE LONG SLEEVE TOP**

SIZES	SR	S - XL	\$
	JR	S - XL	\$

Breathable Mesh  
 Locker Room Hook  
 Odor Resistant  
 Padded Protection Zones  
 Writable Name/Number Heat Transfer

LOGO Heat transfer.

CONTENT Body Content: 85% Polyester / 15% Spandex  
 Mesh Content: 90% Polyester / 10% Spandex

COLOR Black (12)

**WOMEN'S COMPRESSION**



**TLS3BB PERFORMANCE LONG SLEEVE TOP**

SIZES	WM	XS - XL	\$
-------	----	---------	----

Absorb  
 Evaporate  
 Regulate body heat  
 4-way stretch with strategic venting zones

LOGO Heat transfer.

CONTENT 86% polyester 14% spandex 186g/m2 + 90% polyester 10% spandex mesh 120g/m2, moisture wicking and anti-odor with POLYGIENE®

COLOR Black (12)





**PCM3BW  
PERFORMANCE  
PANT**

SIZES WM XS - XL \$

Absorb  
Evaporate  
Regulate body heat  
4-way stretch with strategic venting zones

LOGO Heat transfer.

---

CONTENT 86% polyester 14% spandex 186g/m2 + 90% polyester 10% spandex mesh 120g/m2, moisture wicking and anti-odor with POLYGIENE®

---

COLOR Black (12)



**SCL2BA  
SHORT  
WITH JILL/TABS**

SIZES WM XS - XL \$

Breathable Mesh  
Locker Room Hook  
Odor Resistant  
Includes Pelvic Protector  
Writable Name/Number Heat Transfer Label

LOGO Heat transfer.

---

CONTENT 85% Polyester / 15% Spandex

---

COLOR Black (12)



**PCL2BG  
PANT  
WITH JILL/TABS**

SIZES WM XS - XL \$

Breathable Mesh  
Locker Room Hook  
Odor Resistant  
Writable Name/Number Heat Transfer Label

LOGO Heat transfer.

---

CONTENT 85% Polyester / 15% Spandex

---

COLOR Black (12)

**WOMEN'S NON-COMPRESSION**



**[SNC2BLMESH]  
NON-COMPRESSION MESH SHORT  
WITH JILL/TABS**

SIZES WM XS - XL \$

Anatomical Fit  
Breathable Mesh  
Includes Pelvic Protector

CONTENT 100% Polyester

---

COLOR Black



**B490W18**  
**CCM 490 PLAYER**  
**WHEELED BACKPACK**

**SIZES** 18" L X 28" H X 15" W \$  
(VOLUME: 7,956 INCH<sup>3</sup>)

<b>MATERIALS</b>	Heavy-duty water-resistant pro tarpaulin & 840D ripstop polyester reinforced along the bottom with tarpaulin fabric.	<b>HANDLES</b>	Retractable pull handle.
<b>WHEELS</b>	All-terrain wheels.	<b>ACCESSORIES</b>	Player ID pocket.
<b>COMPARTMENTS</b>	One main compartment with skate pockets at the sides and an accessory pocket at the front.	<b>LOGO</b>	Oversized chrome CCM logo
<b>BACKING</b>	2 padded and reinforced backpack straps with stick holder slot.	<b>COLORS</b>	Black <b>NEW</b> Navy



**B480W36 / B480W32**  
**CCM 480 PLAYER ELITE**  
**WHEELED BAG**

**SIZES** 36" L X 20" H X 20" W \$  
(VOLUME: 11,600 INCH<sup>3</sup>)  
32" L X 18" H X 18" W \$  
(VOLUME: 8,695 INCH<sup>3</sup>)

<b>MATERIALS</b>	Heavy-duty water-resistant pro tarpaulin & 840D ripstop polyester reinforced along the bottom with tarpaulin fabric.	<b>HANDLES</b>	Wide mesh laundry pocket with zipper.
<b>WHEELS</b>	All-terrain wheels with inner L bracket for additional support.	<b>ACCESSORIES</b>	Accessory pocket inside / Player ID pocket
<b>COMPARTMENTS</b>	One main compartment with additional accessory pocket at end.	<b>LOGO</b>	Oversized chrome CCM logo
<b>BACKING</b>	Retractable pull handle and webbed side handles with non-slip silicone grip.	<b>COLORS</b>	Black <b>NEW</b> Navy



**B45036 / B45032**  
**CCM 450 PLAYER ELITE**  
**CARRY BAG**

**SIZES** 36" L X 20" H X 20" W \$  
(VOLUME: 11,600 INCH<sup>3</sup>)  
32" L X 18" H X 18" W \$  
(VOLUME: 8,695 INCH<sup>3</sup>)

<b>MATERIALS</b>	Heavy-duty water-resistant pro tarpaulin construction.	<b>ACCESSORIES</b>	Accessory pocket inside / Player ID pocket
<b>COMPARTMENTS</b>	One main compartment with additional accessory pocket at end.	<b>LOGO</b>	Oversized chrome CCM logo
<b>HANDLES</b>	Reinforced webbed side handles with non-slip silicone grip + end handles.	<b>COLORS</b>	Black <b>NEW</b> Navy
<b>INTERNAL</b>	Wide mesh laundry pocket with zipper.		



**B470W36 / B470W32**  
**CCM 470 PLAYER PREMIUM**  
**WHEELED BAG**

**SIZES** 36" L X 20" H X 20" W \$  
(VOLUME: 11,600 INCH<sup>3</sup>)  
32" L X 18" H X 18" W \$  
(VOLUME: 8,695 INCH<sup>3</sup>)

<b>MATERIALS</b>	Combination of 840D & 600D polyester reinforced along the bottom with tarpaulin fabric.	<b>INTERNAL</b>	Wide mesh laundry pocket with zipper.
<b>WHEELS</b>	All-terrain wheels.	<b>ACCESSORIES</b>	Accessory pocket inside / Player ID pocket
<b>COMPARTMENTS</b>	One main compartment with additional accessory pocket at end.	<b>COLORS</b>	Black
<b>HANDLES</b>	Reinforced webbed side and end handles.		



**B44036 / B44032**  
**CCM 440 PLAYER PREMIUM**  
**CARRY BAG**

SIZES	36" L X 20" H X 20" W (VOLUME: 11,600 INCH <sup>3</sup> )	\$
	32" L X 18" H X 18" W (VOLUME: 8,695 INCH <sup>3</sup> )	\$

MATERIALS	Combination of 840D & 600D polyester reinforced along the bottom with tarpaulin fabric.	ACCESSORIES	Wide mesh laundry pocket with zipper.
COMPARTMENTS	One main compartment with additional accessory pocket at end.	LOGO	Accessory pocket inside / Player ID pocket
HANDLES	Reinforced webbed side and end handles.	COLORS	Black



**B420W36 / B420W32**  
**CCM 420 PLAYER BASIC**  
**WHEELED BAG**

SIZES	36" L X 20" H X 20" W (VOLUME: 11,600 INCH <sup>3</sup> )	\$
	32" L X 18" H X 18" W (VOLUME: 8,695 INCH <sup>3</sup> )	\$

MATERIALS	600D polyester construction.	LOGO	Oversized screen-printed CCM Logo.
WHEELS	All-terrain wheels.	COLORS	Black
HANDLES	2" webbed handles.		



**B41036 / B41032 / B41024**  
**CCM 410 PLAYER BASIC**  
**CARRY BAG**

SIZES	36" L X 20" H X 20" W (VOLUME: 11,600 INCH <sup>3</sup> )	\$
	32" L X 18" H X 18" W (VOLUME: 8,695 INCH <sup>3</sup> )	\$
	24" L X 16" H X 16" W (VOLUME: 4,860 INCH <sup>3</sup> )	\$

MATERIALS	600D polyester construction.	LOGO	Oversized screen-printed CCM Logo.
HANDLES	2" webbed handles.	COLORS	Black



**BTPRO32 / BTPRO30**  
**PRO TEAM BAG**

SIZES	32" L X 20" H X 15" W (VOLUME: 9,600 INCH <sup>3</sup> )	\$
	30" L X 18" H X 15" W (VOLUME: 8,100 INCH <sup>3</sup> )	\$

MATERIALS	Pro heavy-duty water-resistant tarpaulin.	ACCESSORIES	Internal mesh accessory pocket with zipper / Player ID pocket
EXTERIOR	Both side panels blank so you can proudly display your team logo.	COLORS	Black/White, Navy/White, Black/Red
HANDLES	Reinforced webbed side and end handles.		

BLACK/  
WHITE



NAVY/WHITE



BLACK/RED



BLACK



NAVY



RED

### BTCORE32 PRO CORE BAG

**SIZES** 32" L X 20" H X 15" W \$  
(VOLUME: 9,600 INCH<sup>3</sup>)

MATERIALS	Pro-quality 600D polyester construction.	HANDLES	Reinforced webbed handles at each end.
COMPARTMENTS	2 large internal accessory pockets.	ACCESSORIES	Player ID pocket
EXTERIOR	One removable side panel so you can proudly display your team logo.	COLORS	Black, Navy, Red



### BSPPRO24 TEAM SPORT BAG

**SIZES** 24" L X 14" H X 14" W \$  
(VOLUME: 4,704 INCH<sup>3</sup>)

MATERIALS	Pro heavy-duty water-resistant tarpaulin.	HANDLES	Reinforced webbed straps with adjustable and removable shoulder strap.
COMPARTMENTS	Oversized end pockets.	ACCESSORIES	Player ID pocket
EXTERIOR	Back panel blank so you can proudly display your team logo.	COLORS	Black



**NEW**  
BDF32A  
TRAVEL DUFFLE BAG

**SIZES** 21.5" L X 12" H X 11" W \$  
(VOLUME: 45 L)

MATERIALS	900D polyester/PU construction	COLORS	Black
COMPARTMENTS	Inside compartments and accessory pockets. Includes a toiletry bag. Fits as a carry on.		
HANDLES	Easily fixed on a luggage handle, adjustable and removable crossbody strap with branded padding and a comfortable round handle with Velcro. It can be used as a handbag, shoulder bag and crossbody bag.		



### BSPORT SPORT BAG

**SIZES** 24" L X 13" H X 12" W \$  
(VOLUME: 3,744 INCH<sup>3</sup>)

MATERIALS	600D polyester construction.	ACCESSORIES	Player ID pocket
COMPARTMENTS	One main compartment + oversized end pockets.	COLORS	Black
HANDLES	Webbed handle with padded Uni-Grip + removable and adjustable shoulder strap.		

HOCKEY  
PLAYER  
PRINT

BLACK

NEW

## BBP24A BACK TO SCHOOL BACKPACK

**SIZES** 12.5" L X 16.5" H X 5" W \$  
(VOLUME: 19.25L)

<b>MATERIALS</b>	600D polyester construction	<b>COLORS</b>	Black, MTC-Hockey player print
<b>COMPARTMENTS</b>	Laptop pocket inside main compartment, front accessory pocket and a side water bottle pocket.		
<b>HANDLES</b>	Adjustable padded shoulder strap, padded back and webbed handle.		



## BPREMBP PREMIUM BACKPACK

**SIZES** 13" W X 19" H X 6.5" D \$

<b>MATERIALS</b>	Premium tarpaulin & 840D ripstop polyester construction.	<b>EXTERIOR</b>	Large front panel blank so you can proudly display your team logo.
<b>COMPARTMENTS</b>	Spacious main compartment + padded side laptop pocket + accessory pocket.	<b>ACCESSORIES</b>	Padded straps and back.
<b>ACCESSORIES</b>	Internal mesh accessory pocket with zipper + two side water bottle pockets	<b>COLORS</b>	Black



## BTMBP18 TEAM BACKPACK

**SIZES** 12" W X 19" H X 7.5" D \$

<b>MATERIALS</b>	600D ripstop polyester construction.	<b>HANDLE</b>	Padded straps and back.
<b>COMPARTMENTS</b>	Spacious main compartment + accessory pockets.	<b>LOGO</b>	Front panel blank so you can proudly display your team logo.
<b>INTERIOR</b>	Padded laptop sleeve.	<b>COLORS</b>	Black



## BSHOWR SHOWER BAG

**SIZES** 10.75" L X 4.5" H X 5" W \$

<b>MATERIALS</b>	Pro heavy-duty water-resistant tarpaulin.	<b>COLORS</b>	Black
<b>COMPARTMENTS</b>	Mesh pocket inside.		



## BPUCKD DELUXE PUCK BAG

SIZES 11" L X 13" H X 9" W \$

MATERIALS 1680D polyester construction with foam-insulated liner.

HANDLES Adjustable & removable strap with non-slip foam pad.

COMPARTMENTS Holds approximately 60 pucks.

COLORS Black



## BPUCK10 PUCK BAG

SIZES 10" L X 10" H X 10" W \$

MATERIALS 600D polyester construction.

HANDLES Adjustable & removable shoulder strap with non-slip pad.

COMPARTMENTS Wide zipper opening.

COLORS Black



## BTMSTW TEAM WHEELED STICK BAG

SIZES 77" L X 10" H X 15" W \$

MATERIALS Heavy-duty water-resistant tarpaulin.

HANDLES Easy-to-carry strap.

WHEELS All-terrain wheels.

COLORS Black

COMPARTMENTS Holds 70+ player sticks.



## BSTICKA STICK BAG

SIZES 74" L X 14.5" H \$

MATERIALS Heavy-duty polyester.

HANDLES Easy-to-carry strap.

COMPARTMENTS Holds 2 sticks.

COLORS Black





**NEW**

ACCSTKFT7 \$  
**JETSPEED FT7 PRO**  
 MINI STICK

CONSTRUCTION	Composite construction
SHAFT	27" Length shaft
SIDE	Left, Right



ACCSTKRT8 \$  
**RIBCOR TRIGGER 8 PRO**  
 MINI STICK

CONSTRUCTION	Composite construction
SHAFT	27" Length shaft
SIDE	Left, Right



ACCSTKAS6 \$  
**TACKS AS-VI PRO**  
 MINI STICK

CONSTRUCTION	Composite construction
SHAFT	27" Length shaft
SIDE	Left, Right



**NEW**

ACCSTKGXF \$  
**CCM XF PRO**  
**GOALIE**  
 MINI STICK

CONSTRUCTION	Composite construction
SIDE	Regular



**NGPRO** \$  
**PRO CUT RESISTANT BIBBED  
 NECK GUARD**

SIZES SR \$  
 JR \$

FIT	SOFT MOLDED SHAPE AROUND THE NECK WITH BIB	Incredibly comfortable and flexible.
MATERIAL	CUT-RESISTANT MATERIAL	Must-have cut protection that breathes.
INTERIOR	SOFT LINER	Prevents skin irritation.
ADJUSTABLE	ADJUSTABLE VELCRO STRAP	Customize your best fit.
CERTIFICATION	CE- AND BNQ-CERTIFIED PROTECTION	



**NG900** \$  
**900 CUT RESISTANT  
 NECK GUARD**

SIZES SR \$  
 JR \$

FIT	SOFT TWO-PIECE CONSTRUCTION	Comfortable and flexible fit.
MATERIAL	CUT-RESISTANT MATERIAL	Must-have cut protection that breathes.
INTERIOR	SOFT LINER	Prevents skin irritation.
ADJUSTABLE	STRETCH VELCRO STRAP	Customize your best fit.
CERTIFICATION	BNQ-CERTIFIED PROTECTION	



**NG600** \$  
**600 CUT RESISTANT  
 NECK GUARD**

SIZES SR \$  
 JR \$  
 YT \$

FIT	ARCHED SHAPE DESIGN	Comfortable fit that contours the neck.
MATERIAL	1680D POLYESTER AND FOAM	Must-have cut protection.
INTERIOR	SOFT LINER	Prevents skin irritation.
ADJUSTABLE	VELCRO STRAP	Customize your best fit.
CERTIFICATION	BNQ-CERTIFIED PROTECTION	






**MG3DGRD** \$  
**3D GUARD**  
CUSTOM MOUTHGUARD



SIZES OSFA (OVER 5')

TECHNOLOGY	<b>CRUMPLE ZONE TECHNOLOGY</b>	Stronger than standard EVA Mouthguard for maximum impact absorption. Perforated design to drink without removing the guard.
THICKNESS	1.6MM ON THE INSIDE - 2.4MM ON THE OUTSIDE TO PUT PROTECTION WHERE NEEDED, AND COMFORT WHERE DESIRED.	
PERFORMANCE	RE-ENGINEERED PERFORATIONS TO STRENGTHEN	
FIT	CUSTOM-FITTED IN UNDER 5 MINUTES WITH THE OPTION TO RE-MOLD FOR THE ULTIMATE FIT. MAY BE USED WITH BRACES (MUST BE FIT BY A DENTIST).	
CERTIFICATION	BLACK, WHITE, RED, BLUE, PINK	



**MGAERGRD** \$  
**AERO**  
CUSTOM MOUTHGUARD



SIZES L (OVER 6')  
M (5' - 6')  
S (UNDER 5')

TECHNOLOGY	<b>CRUMPLE ZONE TECHNOLOGY</b>	Stronger than standard EVA Mouthguard for maximum impact absorption.
THICKNESS	1.6MM - 50% THINNER THAN STANDARD EVA MOUTHGUARD FOR IMPROVED COMFORT	
PERFORMANCE	RE-ENGINEERED PERFORATIONS TO STRENGTHEN	
FIT	CUSTOM-FITTED IN UNDER 2 MINUTES WITH THE OPTION TO RE-MOLD FOR THE ULTIMATE FIT. M AND L MAY BE USED WITH BRACES (MUST BE FIT BY A DENTIST).	
CERTIFICATION	BLACK, WHITE, RED, BLUE, PINK	



**NEW**  
**MG3DGRD** \$  
**TETHER**  
MOUTHGUARD




SIZES YOUTH OSFA

CARRY CASE INCLUDED  
(CAN BE USED WITH TETHER STILL ATTACHED)

TECHNOLOGY	<b>CRUMPLE ZONE TECHNOLOGY</b>	Stronger than standard eva mouthguards for max impact absorption.
THICKNESS	<b>2.0 MM THICKNESS WITH DIFFUSIX TECHNOLOGY</b>	Ultra-thin with patented perforation pattern distributes impact force over larger areas, for less risk of dental injury, and allows you to drink while wearing.
PERFORMANCE	<b>TALK. BREATHE. DRINK.™</b>	Connect to your helmet to prevent loss. With breakaway tether strap and storage case without having to remove from helmet.
FIT	<b>SUPERIOR COMFORT, PRE-FORMED &amp; REMOLDABLE</b>	Easily moldable for a fast, custom fit. Ideal size for smaller mouths and children (up to 5'/150cm tall).
CERTIFICATION	BLACK, WHITE, RED, BLUE, PINK	

**ACSTAN** \$  
**SKATE STAND**

CONSTRUCTION  
METAL SKATE STAND THAT FITS CCM SKATES - \* 2 PER PACK



**MAGNETBK** \$  
**MAGNET**

SIZE 9.75" X 1.75"  
CONSTRUCTION CCM MAGNET FOR SKATE STAND  
COLORS BLACK





**PAJOCKPRO  
CCM PRO JOCK**

SIZES SR S-L \$

- SPECS
- CUP WITH SOFT LINER HARD SHELL. OFFERS MAXIMUM PROTECTION & COMFORT AROUND GROIN AREA.
  - 2.5" HEAVY DUTY STRETCH WAISTBAND. PROVIDES BETTER SUPPORT & COMFORT.
  - EXTRA DURABLE 1" THIGH STRAPS WITH DOUBLE STITCHING.



**PAJOCKPR31  
CCM PRO JOCK 3 IN 1**

SIZES SR S-L \$

- SPECS
- CUP WITH SOFT LINER HARD SHELL. OFFERS MAXIMUM PROTECTION & COMFORT AROUND GROIN.
  - 2.5" HEAVY DUTY STRETCH WAISTBAND. PROVIDES BETTER SUPPORT & COMFORT.
  - EXTRA DURABLE 1" THIGH STRAPS WITH DOUBLE STITCHING.
  - ROBUST RUBBER HOOKS WITH ADJUSTABLE METAL FASTENERS.



**PAGRTRBLT  
CCM GARTER BELT**

SIZES SR OSFA \$  
JR OSFA \$

- SPECS
- EXTRA DURABLE THIGH STRAPS WITH DOUBLE STITCHING
  - 2.5" HEAVY DUTY STRETCH WITH ADJUSTABLE VELCRO WAISTBAND.
  - ROBUST RUBBER HOOKS WITH ADJUSTABLE METAL FASTENERS.



**PASUSP  
CCM SUSPENDERS**

SIZES SR OSFA \$  
JR OSFA \$

- SPECS
- 1.5" HEAVY DUTY ADJUSTABLE ELASTIC BAND.
  - NEW IMPROVED ROBUST RUBBER HOOKS.
  - THREE INDEPENDENT LOOPS.



**PASHNGSTRP  
CCM SHIN GUARD STRAPS**

SIZES SR OSFA \$  
JR OSFA \$

- SPECS
- 2" HEAVY DUTY ELASTIC BAND.
  - LONG VELCRO ATTACHMENT FOR CUSTOMIZED FIT.
  - 4 STRAPS INCLUDED.
  - TWO DIFFERENT LENGTH STRAPS FOR UPPER AND LOWER PART OF SHIN GUARD.



**SAGELLACBT  
CCM LACE BITE GEL  
PAD - VELCRO BACK**

SIZES OSFA \$

- SPECS
- VELCRO BACK FOR LONG TERM USAGE AN COMPLETE IMMOVABILITY
  - BACTERIA RESISTANT AND HYPOALLERGENIC
  - ADVANCED ANATOMICAL WAVY DESIGN TO STIMULATE BLOOD CIRCULATION AND TO ENHANCE THE ANTI-SLIDING FUNCTION
  - DISPERCE PRESSURE
  - REDUCES FRICTION"



**PAJOCK31CB**  
**CCM 3 IN 1 SUPPORT WITH CUP**

SIZES	SR	S - L	\$
	JR	S/M, L/XL	\$

- SPECS
- HIGH LEVEL PERFORMANCE CUP FOR MAXIMUM COMFORT.
  - 2.5" HEAVY DUTY STRETCH WAISTBAND.
  - EXTRA DURABLE 1" THIGH STRAPS WITH DOUBLE STITCHING.
  - ROBUST RUBBER HOOKS WITH ADJUSTABLE METAL FASTENERS.
  - DOUBLE VELCRO POUCH FOR CUP STABILITY.



**PASUPCUP**  
**CCM DLX SUPPORT WITH CUP**

SIZES	SR	S - L	\$
	JR	S/M, L/XL	\$

- SPECS
- HIGH LEVEL PERFORMANCE CUP FOR MAXIMUM COMFORT.
  - 2.5" HEAVY DUTY STRETCH WAISTBAND.
  - EXTRA DURABLE 1" THIGH STRAPS WITH DOUBLE STITCHING.
  - DOUBLE VELCRO POUCH FOR CUP STABILITY.



**PAJILLPLVP**  
**CCM WOMEN'S JILL PELVIC PROTECTOR**

SIZES	WM	S - XL	\$
-------	----	--------	----

- SPECS
- HIGH LEVEL PERFORMANCE PELVIC PROTECTOR.
  - 2.5" KNITTED ELASTIC WAISTBAND.
  - EXTRA DURABLE 1" THIGH STRAPS WITH DOUBLE STITCHING.



**SAGELHEEL**  
**CCM ACHILLES HEEL GEL PAD**

SIZES	OSFA	\$
-------	------	----

- SPECS
- BACTERIA RESISTANT AND HYPOALLERGENIC.
  - ADVANCED ANATOMICAL WAVY DESIGN TO STIMULATE BLOOD CIRCULATION AND TO ENHANCE THE ANTI-SLIDING FUNCTION.
  - DISPERCE PRESSURE.
  - REDUCES FRICTION, PREVENTS BLISTERS AND CHAFING.



**SAGELANKLE**  
**CCM ANKLE GEL PAD**

SIZES	OSFA	\$
-------	------	----

- SPECS
- BACTERIA RESISTANT AND HYPOALLERGENIC
  - ADVANCED ANATOMICAL WAVY DESIGN TO STIMULATE BLOOD CIRCULATION AND TO ENHANCE THE ANTI-SLIDING FUNCTION
  - DISPERCE PRESSURE
  - REDUCES FRICTION, PREVENTS BLISTERS AND CHAFING



**SAPPLYACBT**  
**CCM LACE BITE PROTECTOR**

SIZES	OSFA	\$
-------	------	----

- SPECS
- SOFT POLYESTER SLEEVE WITH PU GEL PAD HELPS PREVENT LACE BITE.
  - E RGNOMIC GEL PAD SHAPE FOR A BETTER FIT AND INCREASED COMFORT.

IMAGE COMING SOON

IMAGE COMING SOON

IMAGE COMING SOON

IMAGE COMING SOON

IMAGE COMING SOON

IMAGE COMING SOON

IMAGE COMING SOON

IMAGE COMING SOON

### BSPPLINEGV CCM PROLINE GLOVE BIO ODOR CONTROL

SIZES 125 ml \$

- SPECS
- NEUTRALIZER NEUTRALIZES ODOR WITH ENVIRONMENTAL CHEMISTRY TECHNOLOGY.
  - DESTROYER ELIMINATES ODORS USING HARMLESS BACTERIA PRO GREEN IS USED AND RECOMMENDED TO FUNCTION ELIMINATE FOUL ODOR ON ALL SPORTS EQUIPMENT.

### BSPPLINEGN CCM PROLINE GREEN BIO ODOR CONTROL

SIZES 215 ml \$  
500 ml \$  
4L \$

- SPECS
- NEUTRALIZER NEUTRALIZES ODOR WITH ENVIRONMENTAL CHEMISTRY TECHNOLOGY.
  - DESTROYER ELIMINATES ODORS USING HARMLESS BACTERIA PRO GREEN IS USED AND RECOMMENDED TO FUNCTION ELIMINATE FOUL ODOR ON ALL SPORTS EQUIPMENT.

### BSPANTIFOG CCM PROLINE ANTI-FOG

SIZES 120 ml \$

- SPECS
- ANTI-FOG ANTI-STATIC, HIGH PERFORMANCE ANTI-FOG TREATMENT
  - EASY TO USE PUMP SPRAY.
  - IDEAL FOR USE ON VISORS, SKI MASKS, HELMET SHIELDS, OR ANY OTHER SURFACE WHERE FOG MAY DEVELOP.

### SAWXLACE CCM WAXED LACES

SIZES 72", 84", 96", 108", 120" \$  
130" - ONLY IN WHITE/BLACK & BLACK/WHITE

- COLORS
- |             |              |              |           |              |
|-------------|--------------|--------------|-----------|--------------|
| WHITE/BLACK | YELLOW/BLACK | ORANGE/BLACK | RED/BLACK | PURPLE/WHITE |
| ROYAL/WHITE | BLACK/WHITE  | GREY/BLACK   | PINK/NAVY | BLUE/NAVY    |
| LIME/BLACK  |              |              |           |              |

### SAREFLACE CCM WHITE "REFEREE" LACES

SIZES 84", 96", 108", 120" \$

COLOR WHITE

### SANWXLACEW CCM WIDE LACES

SIZES 72", 84", 96", 108",  
120", 130" \$

- COLORS
- |             |              |              |           |             |
|-------------|--------------|--------------|-----------|-------------|
| WHITE/BLACK | YELLOW/BLACK | ORANGE/BLACK | RED/BLACK | ROYAL/WHITE |
| BLACK/WHITE | GREY/BLACK   | PINK/NAVY    | BLUE/NAVY | GREEN/WHITE |
| LIME/BLACK  |              |              |           |             |

### SABLDSOAK CCM PRO-LINE BLADE SOAKER

SIZES YT - S \$  
JR - M \$  
SR - L \$

- SPECS
- MATERIAL WATER RESISTANT NYLON AS OUTER MATERIAL.
  - CONSTRUCTION TERRY LINER THAT ABSORBS EXCESS WATER DURABLE ELASTIC BAND TO SLIP-ON ALL SKATES

COLORS YELLOW ORANGE RED PURPLE ROYAL NAVY BLACK GREY  
PINK MAROON LIME FOREST GREEN

### SAPRESOAK CCM PRO-LINE PREM. SKATE GUARD SOAKER

SIZES YT - S \$  
JR - M \$  
SR - L \$

- SPECS
- MATERIAL WATER RESISTANT NYLON
  - CONSTRUCTION INNER MOLDED EVA FOAM AND VCI IMPREGNATED LINER DURABLE ELASTIC BAND TO SLIP-ON ALL SKATES

COLORS YELLOW ORANGE RED ROYAL NAVY BLACK PINK LIME



## SOCKLINERK CCM LINER

SIZES SR OSFA \$  
JR OSFA \$

- SPECS
- ENGINEERED WITH A BLEND OF COOLMAX® ACTIVE FABRIC AND LYCRA® FIBER FOR EXTREME MOISTURE MANAGEMENT, DURABILITY AND MAXIMUM COMFORT.
  - WICKS MOISTURE AWAY, DRIES QUICKLY
  - SOFT, FLEXIBLE AND MEMORY FIT THAT RETAINS SHAPE
  - ECO-FRIENDLY NATURALLY BREATHABLE
  - CONTENT 67% BAMBOO, 14% RUBBER, 16% NYLON AND 3% LYCRA® FIBER.

COLORS YELLOW ORANGE RED NAVY BLACK PINK GRAPHITE GREY LIME



SOCKBAMBC

SOCKBAMBK

## MID CAF - SOCKBAMBC / KNEE - SOCKBAMBK CCM ULTRA SPORT BAMBOO

SIZES SR \$  
S, M, L, XL

- SPECS
- THIS HIGH PERFORMANCE, STATE OF THE ART SOCK IS TECHNICALLY ADVANCED AND ENGINEERED FOR YOUR FOOT BY NATURE.
  - INNOVATIVE MESH BACK FOLLOWS THE LEGS MOTION.
  - GRAPHITE TECH COMFORT HEEL PROVIDES STABILITY FOR BETTER CONTOUR AND SUPPORT.
  - FORWARD FLEX ZONE PREVENTS SOCK FROM BUNCHING.
  - 2" COMPRESSION ARCH SUPPORT PROVIDES FOOT FATIGUE RELIEF BY PROMOTING CIRCULATION.
  - HAND SEWN ULTRA-FLAT ANTI-FRICTION TOE SEAM.
  - CONTENT: 61% BAMBOO RAYON, 25% RUBBER, 10% POLYESTER, 2% NYLON AND 2% SPANDEX. BLACK ONLY



SOCKPLCMPC

SOCKPLCMPK

## ID CAF - SOCKPLCMPC / KNEE - SOCKPLCMPK CCM PRO-LINE COMPRESSION

SIZES SR \$  
S, M, L, XL

- CS
- CCM PROLINE COMPRESSION 4 WAY STRETCH ENSURES A LIGHT, HIGH PERFORMANCE AND PERFECT COMPRESSION SOCK USING HIGH-TECH MATERIALS. THE STRATEGIC DESIGNED COMPRESSION IN THE FOOT AREA AND THROUGHOUT THE SOCK PROVIDES THE PERFECT FIT AS THE BEST SKATE SOCK IN THE HOCKEY INDUSTRY. MANUFACTURED USING THE LATEST 3D KNITTING TECHNOLOGY.
  - CONTENT: 70% SPORT NYLON, 15% RUBBER, 10% POLYESTER, 5% LYCRA®.

BLACK/RED ONLY



## SOCKPTCMPK CCM PROTECH PREM. COMPRESSION

SIZES SR \$  
S, M, L, XL

- SPECS
- CCM PRO-TECH COMPRESSION 4 WAY STRETCH ENSURES A LIGHT, HIGH PERFORMANCE AND PERFECT COMPRESSION SOCK USING HIGH-TECH MATERIALS. THE STRATEGIC DESIGNED COMPRESSION IN THE FOOT AREA AND THROUGHOUT THE SOCK PROVIDES THE PERFECT FIT AS THE BEST SKATE SOCK IN THE HOCKEY INDUSTRY. MANUFACTURED USING THE LATEST 3D KNITTING TECHNOLOGY.
  - CONTENT: 78% SPORT NYLON, 12% RUBBER, 5% POLYESTER, 5% LYCRA®.

BLACK/GREY ONLY



## SOCKPLCT5K CCM CUT RESISTANT SOCK - LVL 5

SIZES SR \$  
S, M, L, XL

- SPECS
- DYNEEMA®, THE WORLD'S STRONGEST FIBER™,
  - LOW WEIGHT AND ABRASION RESISTANT FOR EXCEPTIONAL CUT PROTECTION WITHOUT COMPROMISING COMFORT.
  - CONTENT LEVEL 5: 40% DYNEEMA® / 30% NYLON / 15% GLASS / 10% POLYESTER / 5% SPANDEX.

SILVER/BLACK ONLY

IMAGE COMING SOON

## SOCKPLCT3K CCM CUT RESISTANT SOCK - LVL 3

SIZES SR \$  
S, M, L, XL

- SPECS SILVER/BLACK ONLY







SPEED FLY

Svensk

EM

SVENSKA SPEL

6

***CCM***